



UNIVERSITY  
*of* ALASKA

---

*Many Traditions One Alaska*

Fiscal Year 2009  
Operating & Capital  
Budget Request

Prepared by Statewide Planning & Budget  
(907) 450-8191

**Actual Expenditures and Revenues FY96, FY99, FY05-FY07 and Budgets FY07-FY09 by Fund Source (in thousands)**

	FY96	FY99	FY05	FY06	FY07	% Change FY99-FY07 Actuals	FY07 Budget	FY08 Budget	FY09 Budget Request
<b>Expenditures</b>									
Personal Services	216,718.3	222,284.8	347,063.2	377,371.4	413,079.0	85.8%	425,774.0	449,010.3	480,481.7
Other	153,882.1	176,899.2	250,560.8	259,269.1	286,925.3	62.2%	349,659.1	349,780.2	376,250.4
<b>Total Expenditures</b>	<b>370,600.4</b>	<b>399,184.0</b>	<b>597,624.0</b>	<b>636,640.5</b>	<b>700,004.3</b>	<b>75.4%</b>	<b>775,433.1</b>	<b>798,790.5</b>	<b>856,732.1</b>
<b>Revenues</b>									
<b>State Appropriations</b>									
GF	165,699.4	163,354.8	225,287.9	242,388.1	274,671.9	68.1%	274,671.9	284,458.2	311,146.8
GF Match	2,779.8	2,777.3	2,777.3	2,777.3	4,777.3	72.0%	4,777.3	4,777.3	4,777.3
GF MHTRUST	200.8	200.8	200.8	200.8	200.8	0.0%	200.8	200.8	295.8
ACPE Funds									
Workforce Development Funds			2,868.9	2,822.6	2,882.0	N/A	2,882.0	3,134.3	3,542.9
Science/Technology Funds	2,900.0	2,630.0				N/A			
<b>State Appropriations Subtotal</b>	<b>171,580.0</b>	<b>168,962.9</b>	<b>231,134.9</b>	<b>248,188.8</b>	<b>282,532.0</b>	<b>67.2%</b>	<b>282,532.0</b>	<b>292,570.6</b>	<b>319,762.8</b>
<b>Receipt Authority</b>									
Student Tuition/Fees <sup>1</sup>	48,965.1	48,685.0	69,484.1	78,734.3	84,461.5	*See Note	90,516.6	97,002.2	103,986.4
Indirect Cost Recovery	13,401.7	14,646.7	31,217.0	31,856.5	30,937.4	111.2%	37,183.1	37,286.9	38,405.5
Other University Receipts	58,815.1	85,703.4	95,928.9	97,222.5	123,144.0	43.7%	137,243.2	141,932.3	158,580.6
<b>University Receipts Subtotal</b>	<b>121,181.9</b>	<b>149,035.1</b>	<b>196,630.0</b>	<b>207,813.3</b>	<b>238,542.9</b>	<b>60.1%</b>	<b>264,942.9</b>	<b>276,221.4</b>	<b>300,972.5</b>
Federal Receipts	46,795.0	49,522.9	115,955.3	119,794.1	119,090.4	140.5%	149,524.0	152,660.9	155,714.2
State Inter Agency Receipts			10,405.9	12,069.8	11,355.6	N/A	18,800.0	18,650.0	19,419.5
MHTAAR			50.0	558.0	825.0	N/A	825.0	1,085.0	1,532.5
CIP Receipts	2,621.4	1,633.3	2,328.1	2,898.4	3,466.1	112.2%	4,762.2	4,881.6	5,028.0
UA Intra Agency Receipts	28,422.1	29,388.4	40,232.1	42,889.6	44,192.3	50.4%	52,721.0	52,721.0	54,302.6
<b>Receipt Authority Subtotal</b>	<b>199,020.4</b>	<b>229,579.7</b>	<b>365,601.4</b>	<b>386,023.2</b>	<b>417,472.3</b>	<b>81.8%</b>	<b>491,575.1</b>	<b>506,219.9</b>	<b>536,969.3</b>
<b>Revenues Subtotal</b>	<b>370,600.4</b>	<b>398,542.6</b>	<b>596,736.3</b>	<b>634,212.0</b>	<b>700,004.3</b>	<b>75.6%</b>	<b>774,107.1</b>	<b>798,790.5</b>	<b>856,732.1</b>
Other Appropriations <sup>2</sup>		641.4	887.7	2,428.5	2,646.0		2,646.0	2,641.0	
<b>Total Revenues</b>	<b>370,600.4</b>	<b>399,184.0</b>	<b>597,624.0</b>	<b>636,640.5</b>	<b>702,650.3</b>	<b>76.0%</b>	<b>776,753.1</b>	<b>801,431.5</b>	<b>856,732.1</b>

1. Commencing in FY03, in accordance with GASB 34, the university is required to report student tuition and fee revenue and auxiliary receipts net of allowances and discounts, with corresponding offsets in scholarships. Without the adjustment for this accounting change, student tuition and fees at UA would be: FY05 \$75,849.0; FY06 \$84,988.3; FY07 \$91,466.1, an increment of 87.9 percent above FY99. For more information see: <http://www.alaska.edu/swbudget/publications/tuitiondescription/docs/tuitionallowance.pdf>

2. Includes: FY99 \$594.9 for Y2K assessment and remediation, and \$46.5 reappropriation for library books; FY05 \$2.2 License Plate Revenue, a \$65.0 reappropriation to UAA, \$631.3 TVEP, and \$189.2 in additional Workforce Development funds; FY06 \$2.5 License Plate Revenue, an FFA State Director for \$75.0 (\$4.6 lapsed) and one-time GF utility distribution of \$2,355.6; FY07 \$2.0 License Plate Revenue, \$4.0 ETS Chargeback and one-time GF utility distribution of \$2,640.0; and FY08 \$1.0 License Plate Revenue, and one-time GF utility distribution of \$2,640.0.

Mark R. Hamilton, President  
Phone: (907) 450-8000  
Fax: (907) 450-8012  
EMAIL: [sypres@alaska.edu](mailto:sypres@alaska.edu)



202 Butrovich Building  
910 Yukon Drive  
P.O. Box 755000  
Fairbanks, AK 99775-5000

UNIVERSITY  
*of* ALASKA  
*Many Traditions One Alaska*

January 15, 2008

Dear Alaska Legislator,

On behalf of the Board of Regents, I am pleased to submit the University of Alaska's Fiscal Year 2009 Budget Request.

Since statehood, the state's employers have been forced to recruit from outside because of the lack of a trained workforce. According to the State Department of Labor and Workforce Development (DOLWD), the state currently loses \$1 - 2 billion per year in nonresident paychecks leaving our state and, in the last 30 years, Alaska has lost \$82 billion in wages from this group. The shortage of skilled workers is a problem for Alaska's economy, but can be reversed, in large part, by an investment in higher education through fully funding this and future UA budget requests.

Since 2000, UA has approached workforce development from the perspective of Alaska's employers. To that end, we have joined with many of them to develop multiple degrees and certifications to provide high-skilled employees for high-demand jobs. The success has been phenomenal. UA has been growing, serving more students, producing more qualified graduates, all at a high level of accountability and at a responsible cost level. Businesses are hiring UA graduates like never before. The impact on our economy is huge. In the health field alone, individual hospitals report millions in savings just from our expanded nursing programs. UA must continue to expand its programs to address Alaska's workforce shortage.

Beyond workforce programs, there are many other items of importance in this request, but I will single out only one other, UA competitive research. UA research is one of the most exciting things happening right now and merits further investigation by state policymakers especially in climate change. In the last ten years, UA has doubled the amount of external research money coming into the university. UA research is an annual \$150 million enterprise (i.e., primarily competitive research funds not earmarks). In fact, it is one of Alaska's largest industries, employing nearly 2,400 Alaskans with a yearly payroll of \$92 million. UA research can guarantee a return of 4 to 1 on the state's funding investment and more likely 6 to 1. However, without additional state investment, especially for new facilities, additional growth is severely limited.

I would encourage you to take the time to familiarize yourself with the entire UA budget request, particularly focusing on the positive impact on broader policy issues - the economy, workforce, economic diversity, and Alaska hire.

Thank you for your consideration.

A handwritten signature in black ink, appearing to read 'Mark R. Hamilton'.

Mark R. Hamilton  
President

## **Website References**

### **University of Alaska**

<http://www.alaska.edu/>

Systemwide homepage.

### **University of Alaska, Statewide Planning & Budget**

<http://www.alaska.edu/bir>

Links to information about the University of Alaska budget and institutional research topics.

### **University of Alaska, Performance-Based Budgeting**

<http://www.alaska.edu/swbudget/pm/details.xml>

Information and documents regarding Performance-Based Budgeting.

### **University of Alaska, Academic Affairs**

<http://www.alaska.edu/swacad>

Links to initiative information and forms.

### **University of Alaska, UA in Review**

[http://www.alaska.edu/swoir/publications/uar\\_docs/main.xml](http://www.alaska.edu/swoir/publications/uar_docs/main.xml)

University of Alaska factbooks by year. Includes information about budgets, students, academics, faculty and staff, and institutional data.

### **University of Alaska, Statewide University Relations**

<http://www.alaska.edu/uarelations>

Links to legislation and budget information with the potential to impact the University of Alaska.

### **University of Alaska, Board of Regents**

<http://www.alaska.edu/bor>

Links to information about the Board of Regents' activities and policies.

### **Alaska Legislature, Legislative Finance Division**

<http://www.legfin.state.ak.us/>

Information and links to state budget data.

### **State of Alaska, Office of Management and Budget**

<http://www.gov.state.ak.us/omb/>

Links to OMB state budget information.

# Table of Contents

<b>Operating Budget Request Summary (TAB)</b> .....	1
<b>Operating Budget Adjusted Base Detail (TAB)</b> .....	2
Operating Budget Request Introduction .....	3
Revenue Assumptions.....	4
Operating Budget Adjusted Base Requirements.....	5
Operating Budget Priority Program Enhancement and Growth .....	6
Program Request Summary by Program Area.....	8
Operating Budget Request Narratives .....	10
<b>Capital Budget Request Summary (TAB)</b> .....	29
<b>Capital Budget Distribution Summary (TAB)</b> .....	30
Capital Budget Request Introduction.....	31
Priority Renewal and Renovation Projects by MAU.....	33
Capital Budget Request Narratives.....	36
<b>Performance Measures (TAB)</b> .....	49
<b>References (TAB)</b>	
Revenue & NCHEMS Descriptions .....	Appendix A
Operating	
FY08 Operating Budget Request – BOR Original vs. BOR Revised .....	Appendix B
FY08 Operating Budget Request – BOR Revised vs. Conf. Committee.....	Appendix B
FY08 Operating Budget Distribution Summary .....	Appendix B
FY08 State Appropriation Distribution by MAU .....	Appendix B
FY08 Operating Budget Program Funding Summary .....	Appendix B
Health Request .....	Appendix C
Engineering Expansion Initiative.....	Appendix D
Workforce Training Needs in Alaska .....	Appendix E
State Appropriation Program Funding in Excess of Fixed Costs .....	Appendix F
State Appropriation Comparison FY86-FY08.....	Appendix F
FY07-FY08 Budget and FY09 Budget Request by NCHEMS .....	Appendix F
FY96, FY99, FY07 Actual Expenditures by NCHEMS.....	Appendix F
FY05-FY07 Actual Expenditures by NCHEMS.....	Appendix F
FY04-FY07 Actual Expenditures by Campus/MAU.....	Appendix F
FY06-FY09 Budget by Campus/MAU.....	Appendix F
FY09 Budget Increment by Campus/MAU .....	Appendix F
Capital	
Major Renewal and Renovation Background Information.....	Appendix G
Modeled Deferred Maintenance/Renewal after Capital Investments (chart) .....	Appendix H
BioSciences Facility (BIOS) Fact Sheet .....	Appendix I
Health Sciences Building Fact Sheet .....	Appendix J
Renewal and Renovation Distribution Methodology .....	Appendix K
Capital Budget Request v. State Appropriation.....	Appendix L
Capital Budget Request v. State Appropriation (chart) .....	Appendix L
State Appropriations for Capital Projects Summarized by Category .....	Appendix L
Avg. Capital Request by Category vs. Avg. Appropriation (chart).....	Appendix L
Space Lease Notice to Legislators .....	Appendix M



**University of Alaska**  
**FY09 Operating Budget Request Summary**  
(in thousands)

	<b>State Approp.</b>	<b>Receipt Authority</b>	<b>Total</b>
General Fund/General Fund Match	289,235.5		289,235.5
Technical Vocational Education Program Account	3,134.3		3,134.3
Mental Health Trust	200.8		200.8
Receipt Authority		506,219.9	506,219.9
<b>FY08 Operating Budget</b>	<b>292,570.6</b>	<b>506,219.9</b>	<b>798,790.5</b>

**FY09 Operating Request Items**

**Adjusted Base Requirements**

Compensation Increases	9,002.7	5,977.1	14,979.8
Additional Non-Discretionary Fixed Cost Increases	4,279.9	7,745.8	12,025.7
<b>Subtotal - Adjusted Base Requirements</b>	<b>13,282.6</b>	<b>13,722.9</b>	<b>27,005.5</b>

**Priority Program Enhancement and Growth**

Preparing Alaskans for Jobs	5,775.7	3,014.7	8,790.4
<i>Health</i>	2,612.8	1,204.7	3,817.5
<i>Engineering and Construction Management</i>	2,162.9	810.0	2,972.9
<i>Fisheries</i>	1,000.0	1,000.0	2,000.0
University Research Investment	3,589.7	11,851.9	15,441.6
<i>Climate Impact and Alaska's Natural Resources</i>	966.4	1,080.8	2,047.2
<i>Engineering, Transportation and Energy</i>	1,000.0	3,400.0	4,400.0
<i>Biomedical &amp; Health Research</i>	550.0	7,100.0	7,650.0
<i>Enhancing Competitive Research</i>	1,073.3	271.1	1,344.4
Student Success	2,739.2	509.9	3,249.1
<i>Meeting Student Demand</i>	830.6	388.4	1,219.0
<i>Workforce Start-Ups and Equipment (TVEP)</i>	408.6		408.6
<i>Student Success Initiatives</i>	1,500.0	121.5	1,621.5
Cooperative Extension, Public Service and Outreach	1,805.0	1,650.0	3,455.0
<b>Subtotal - Priority Program Enhancement and Growth</b>	<b>13,909.6</b>	<b>17,026.5</b>	<b>30,936.1</b>
<b>Total FY09 Increment Request</b>	<b>27,192.2</b>	<b>30,749.4</b>	<b>57,941.6</b>
<b>Total FY09 Operating Budget Request</b>	<b>319,762.8</b>	<b>536,969.3</b>	<b>856,732.1</b>
% Change FY08 Budget to FY09 Request	9.3%	6.1%	7.3%

**University of Alaska**  
**FY09 Operating Budget Adjusted Base Detail**  
(in thousands)

<b>Compensation by Employee Group</b>	<b>State Approp.</b>	<b>Receipt Authority</b>	<b>Total</b>
AK. Comm. Colleges' Federation of Teachers (ACCFT)	606.7	217.1	823.8
AK. Higher Ed. Crafts and Trades Employees (AHECTE)	558.7	66.8	625.5
United Academics Faculty (UNAC)	1,372.4	1,642.6	3,015.0
UA Staff and Adjuncts	6,464.9	4,050.6	10,515.5
<b>Compensation Subtotal</b>	<b>9,002.7</b>	<b>5,977.1</b>	<b>14,979.8</b>
<b>Additional Non-Discretionary Fixed Cost Increases</b>			
Utility Cost Increases	1,320.0	1,320.0	2,640.0
Library, Information Technology & Operating Costs Increases	1,128.9	4,571.8	5,700.7
Risk Management/Insurance Fees	400.0	400.0	800.0
Facilities Maintenance	1,020.0	1,180.0	2,200.0
New Facility Operating and Maintenance Costs			
Lena Point (UAF)	411.0	274.0	685.0
<b>Additional Non-Discretionary Fixed Cost Increases</b>	<b>4,279.9</b>	<b>7,745.8</b>	<b>12,025.7</b>
<b>Total Adjusted Base Requirements</b>	<b>13,282.6</b>	<b>13,722.9</b>	<b>27,005.5</b>



## University of Alaska FY09 Operating Budget Introduction

The most conservative estimate is that 27,400 year-round jobs are filled by non-resident workers. Health occupations comprise 9 of the state's 10 fastest growing occupations and employers have difficulty attracting qualified workers as confirmed by a reported average vacancy rate of 18% in all health occupations, with rates more dramatic in rural areas. In the field of engineering, Alaskan engineering firms require 400 new engineers each year. The shortage of skilled workers is a problem for Alaska's economy, but can be reversed, in large part, by an investment in higher education. UA has been focused on key programs necessary to meet employer needs in high demand occupations and this budget request continues that primary focus. In addition, investments for expanding research in climate change, transportation and energy, student success strategies, and outreach programs supporting the Alaskan communities are among the Board's highest priorities.

In the last nine years, the University of Alaska has demonstrated its commitment to the state's need for focused program growth and through external revenue, internal efficiencies, reallocations, and state funds, the Board of Regents has distributed funding toward priority programs each year. Over this time period UA has:

- Doubled the number of nurses - graduating over 220 qualified nurses annually in 12 locations throughout the state.
- Tripled the number of qualified allied health workers, with much of the curriculum accessible via distance delivery.
- Met the Process Technology workforce need with 85 graduates annually.
- Started more than 100 new degree and certificate programs directly responding to Alaska's high demand jobs.
- Attracted more than 60% of Alaskan college bound high school graduates compared to 45%.
- Doubled the amount of externally funded research from \$60.0 million in FY99 to \$124.0 million in FY07.

A pre-requisite to growing priority programs is funding to cover existing programs and services, the adjusted base increases (i.e., contractual and fixed cost increases). The FY09 operating budget request summary below shows the proportion of the Board's request dedicated to maintaining the responsive programs already established and the amount for priority program growth.

### FY09 Operating Budget Request Summary

	State Approp.	Receipt Authority	Total
<b>FY08 Operating Budget</b>	<b>292,570.6</b>	<b>506,219.9</b>	<b>798,790.5</b>
<b>FY09 Operating Request Items</b>			
Adjusted Base Requirements	13,282.6	13,722.9	27,005.5
% Change	4.5%	2.7%	3.4%
Priority Program Enhancement and Growth	13,909.6	17,026.5	30,936.1
% Change	4.8%	3.4%	3.9%
<b>Total FY09 Operating Budget Request</b>	<b>319,762.8</b>	<b>536,969.3</b>	<b>856,732.1</b>
% Change FY08 Budget to FY09 Request	9.3%	6.1%	7.3%

## Revenue Assumptions

UA's FY09 operating budget request totals \$856.7 million, an increase of 7.3 percent from FY08. Of the \$856.7 million budget, \$319.8 million is state funding and \$536.9 million is university receipt authority. UA's requested state appropriation increase is \$27.2 million, a 9.3 percent increase from \$292.6 million in FY08.

### University of Alaska-Revenue Summary Budgeted Authority and Actual Revenue by Source FY07-FY09

	Budgeted Values			Actual Values			
	FY08 Auth	FY09 BOR Request	% Change FY08-FY09	FY07	FY08 projection	FY09 projection	% Change FY08-FY09
<b>State Appropriations</b>							
General Fund	284,458.2	311,146.8		274,671.9	284,458.2	311,146.8	
General Fund Match	4,777.3	4,777.3		4,777.3	4,777.3	4,777.3	
Workforce Development	3,134.3	3,542.9		2,882.0	3,134.3	3,542.9	
Mental Health Trust	200.8	295.8		200.8	200.8	295.8	
<b>State Appropriations Subtotal</b>	<b>292,570.6</b>	<b>319,762.8</b>	<b>9.3%</b>	<b>282,532.0</b>	<b>292,570.6</b>	<b>319,762.8</b>	<b>9.3%</b>
<b>Receipt Authority</b>							
Interest Income	6,960.0	8,961.0	28.8%	9,154.2	6,960.0	7,168.8	3.0%
Auxiliary Receipts	45,855.1	47,689.3	4.0%	41,831.7	43,086.7	44,379.3	3.0%
Student Tuition/Fees(net)	97,002.2	103,986.4	7.2%	84,461.5	91,218.4	97,675.2	7.1%
Indirect Cost Recovery	37,286.9	38,405.5	3.0%	30,937.4	30,937.4	32,174.9	4.0%
University Receipts	89,117.2	101,930.3	14.4%	72,158.1	77,209.2	81,225.6	5.2%
<b>University Receipts Subtotal</b>	<b>276,221.4</b>	<b>300,972.5</b>	<b>9.0%</b>	<b>238,542.9</b>	<b>249,411.6</b>	<b>262,623.8</b>	<b>5.3%</b>
Federal Receipts	152,660.9	155,714.1	2.0%	119,090.4	122,663.1	137,057.4	11.7%
State Inter Agency Receipts	18,650.0	19,419.5	4.1%	11,355.6	12,431.9	13,054.9	5.0%
MHTAAR	1,085.0	1,532.5	41.2%	825.0	1,085.0	1,532.5	41.2%
CIP Receipts	4,881.6	5,028.0	3.0%	3,466.1	3,570.1	3,677.2	3.0%
UA Intra Agency Receipts	52,721.0	54,302.6	3.0%	44,192.3	45,518.1	47,483.6	4.3%
<b>Receipt Authority Subtotal</b>	<b>506,219.9</b>	<b>536,969.3</b>	<b>6.1%</b>	<b>417,472.3</b>	<b>434,679.8</b>	<b>465,429.3</b>	<b>7.1%</b>
<b>Revenue Total</b>	<b>798,790.5</b>	<b>856,732.1</b>	<b>7.3%</b>	<b>700,004.3</b>	<b>727,250.4</b>	<b>785,192.1</b>	<b>8.0%</b>

## University of Alaska FY09 Operating Budget Request Items

### Adjusted Base Requirements

(GF: \$13,282.6, NGF: \$13,722.9, Total: \$27,005.5)

The requested state funding supports UA's adjusted base increment requirements. UA's adjusted base requirements include employee compensation increases and non-personnel related increases. Adjusted base cost increases are estimated at \$27.0 million with \$13.3 million required from state funding and \$13.7 million available from increases from university revenue sources such as tuition, federal and university receipts.

### Compensation Increases

(GF: \$9,002.7, NGF: \$5,977.1, Total: \$14,979.8)

- The requested amount covers the negotiated contract agreements for ACCFT Faculty (4.6%), AHECTE (4.1%), UNAC faculty (4.7%), UNAD (4.7%) and the policy mandated salary increase (P04.05.040) for UA employees not represented by a union. This current estimate represents an approximate 4.5 percent increment across employee groups. Note: The union contracts for ACCFT, AHECTE, UNAC, and UNAD units are all currently under negotiation. Therefore, the requested salary increases are based on the current contract rates.
- Employer contributions for health are expected to remain the same as FY08. FY09 retirement rates are also expected to be the same as FY08; for PERS, 22.00%; TRS, 12.56%; however, ORP1, based on the three year lagging average of TRS will decline slightly from 19.85% in FY08 to 17.04% in FY09. The compensation request amount includes the benefit cost increases related to the FY09 wage base adjusted for the savings from ORP1 retirement rate decrease.

### Additional Non-Discretionary Fixed Cost Increases

(GF: \$4,279.9, NGF: \$7,745.8, Total: \$12,025.7)

- **Utility Cost Increases**  
This request covers the projected FY09 utility and fuel oil cost increases, estimated at a 10 percent increase over FY08. This increment assumes that the State will provide base funding for FY07 and FY08 utility increases since base funding has not been appropriated. FY07 increases were covered through a utility trigger mechanism with a similar trigger mechanism included in the FY08 budget; however, since the FY07 funds were only one-time, funds received in FY08 simply keep UA at the FY07 levels.
- **Library, Information Technology, and Other Operating Fixed Costs**  
This request will primarily address the fixed cost increases for libraries and information technology including increased costs for electronic library materials, digital library licensing, increasing access to web based archives and on-line research and necessary library materials for program expansion. The requested funds for information technology (IT) are required to support instructional programs reliance on IT infrastructure. The remaining funds will be used towards other non-discretionary cost increases estimated at 1.5%, in contractual services, commodities, etc.
- **Risk Management/Insurance Fees**  
Risk management fees have increased over the past few years. UA has managed its fee increases by adjusting coverage and implementing preventive programs; however, increases are needed to maintain the appropriate insurance coverage. This amount would support required insurance, risk assessment, and operation increases.

## **FY09 Operating Budget Request Items (continued)**

- **Facilities Maintenance Increase**  
UA's annual maintenance and repair is calculated at a minimum 1.5 percent of current building value. Each MAU is asked to annually increase its operating budget dedicated to facilities maintenance, often referred to as M&R, in order to keep pace with its ever increasing building value. This request covers the requirement.
- **New Facility Operating and Maintenance Costs**  
This request covers the maintenance requirement and anticipated new facility operating costs which includes UAF's Lena Point Facility.

### **Priority Program Enhancement and Growth**

(GF: \$13,909.6, NGF: \$17,026.5, Total: \$30,936.1)

The program enhancement and growth funding request is focused in the strategic areas of Health, Engineering, Construction, Fisheries, Energy, Climate Change, Student Success, and Outreach. The priority program enhancement and growth request includes \$13.9 million in state funding, and, if funded, will be complemented by additional university generated revenue of \$17.0 million. These priority programs represent state funded program growth of 4.8 percent. (Specific programs included in these categories are provided on page 8)

- **Preparing Alaskans for Jobs**  
(GF: \$5,775.7, NGF: \$3,014.7, Total: \$8,790.4)  
The FY09 request includes base funding for those programs funded through temporary sources in FY08 and will provide funding for additional high demand programs in health, engineering and construction management, and fisheries. Examples of specific program investments being proposed include increasing the AAS Nursing program in Anchorage, expansion of the paramedic program, health sciences faculty at Sitka, additional expansion of the engineering programs in Anchorage and Fairbanks needed to double the number of undergraduate engineers by FY12 graduating from UA annually, and regional mining workforce development at Juneau campus. Appendix C provides additional details on the health request. Additional information on the engineering expansion initiative is included in Appendix D.
- **University Research Investment**  
(GF: \$3,589.7, NGF: \$11,851.9, Total: \$15,441.6)  
Funding requested in FY09 provides the necessary resources to help grow UA's research enterprise, in areas most critical to the state, including: 1) Climate Impact and Alaska Natural Resources; 2) Engineering, Transportation, and Energy; 3) Biomedical and Health. UA's FY08 research request for \$6 million general funds did not receive any state funding. UA's research supports 2,400 jobs in Alaska, with the vast majority funded through competitively awarded external dollars. The state's investment in research is strong policy direction enabling an environment that promotes research endeavors important to Alaska industry thus building stronger public/private alignment to advance Alaska's economy. Research in climate change impacts is critical to the state's future. Through funding of the FY09 request, UA will be positioned to build on its outstanding climate change research base and leverage the opportunities created from the 4th International Polar Year (IPY).

## **FY09 Operating Budget Request Items (continued)**

- **Student Success**

(GF: \$2,739.2, NGF: \$509.9, Total: \$3,249.1)

UA did not receive any of the \$1.5 million requested in FY08 for Student Success and College Readiness. FY09 program requests include investment in the FY08 unfunded student demand requests that include the General Education faculty, expansion of the Eagle River extension site and a Mat-Su College career services counselor. Student Success initiatives will focus on Advising and Placement, Early College Academic Preparedness, Retention, and Recruitment.

- **Cooperative Extension, Public Service and Outreach**

(GF: \$1,805.0, NGF: \$1,650.0, Total: \$3,455.0)

This request provides funding for Cooperative Extension Service (CES), the Agricultural and Forestry Experiment Station (AFES), UATV, Alaska Teacher Placement (ATP), and statewide marketing. CES and AFES have historically been funded on block grants that have not kept pace with rising employment costs.

## FY09 Program Request Summary by Program Area

(Pages 10-28 provide additional information)

	GF	NGF	Total
<b>Preparing Alaskans for Jobs-Health</b>			
Nursing			
Increase AAS Nursing Program at Anchorage Campus	227.1	51.6	278.7
Baccalaureate Nursing Faculty Position at Anchorage Campus	132.1	25.0	157.1
Allied Health			
Allied Health Assistant Professor at CRCD	82.4	95.0	177.4
Dental Hygiene Expansion at Anchorage Campus	39.7	21.5	61.2
Dental Hygiene Expansion at Tanana Valley Campus	233.1	50.0	283.1
Paramedic Expansion at Mat-Su, Kenai Peninsula and Anchorage Campuses	160.5	86.9	247.4
Paramedic Expansion at Tanana Valley Campus	82.0	50.0	132.0
Health Sciences Assistant Professor (CNA/PCA) at Sitka Campus	79.7	35.0	114.7
Behavioral Health			
Baccalaureate and Master's Psychology Program Support Anch/Fbks Campuses	179.3	73.8	253.1
Behavioral Health Initiative Partnership Match	100.0	-	100.0
Behavioral Health Initiatives Partnership (BHIP) Priority Programs (MHT)	95.0	447.5	542.5
Public Health			
Master of Public Health (MPH) Accreditation Expansion at Anchorage Campus	100.0	38.4	138.4
Primary Care/Multi-Disciplinary			
WWAMI Expansion at Anchorage Campus	217.2	170.0	387.2
Professional Programs Planning and Implementation at Anchorage Campus	238.0	-	238.0
Bachelor of Science in Health Science Expansion at Anchorage Campus	148.0	45.0	193.0
Associate Professor/Liaison, Community Health Aide Program at CRCD	98.8	-	98.8
Alaska Area Health Education Center (AHEC) Program Support	215.5	-	215.5
Health Program Planning and Coordination at Anchorage Campus	90.0	-	90.0
Health Faculty at Bristol Bay Campus	94.4	15.0	109.4
<b>Health Total</b>	<b>2,612.8</b>	<b>1,204.7</b>	<b>3,817.5</b>
<b>Preparing Alaskans for Jobs-Engineering and Construction Management</b>			
Expansion of Engineering Programs at Anchorage Campus			
Expansion of BSE Program in Engineering	575.0	200.0	775.0
Advising/Technician Support for Engineering Expansion	200.0	40.0	240.0
Civil Engineering Expansion	130.0	50.0	180.0
Geomatics Engineering Expansion	100.0	20.0	120.0
Expansion of Engineering Programs at Fairbanks Campus			
Meeting Industry Needs for Engineers	850.0	200.0	1,050.0
Pre-Engineering 1+3 Program at Juneau Campus			
Pre-Engineering 1+3 Program	100.0	20.0	120.0
Construction Management and Mining Technology			
Construction Management (BSCM) Support	142.9	30.0	172.9
Mining Workforce Development and MAPTS Training	65.0	250.0	315.0
<b>Engineering and Construction Management Total</b>	<b>2,162.9</b>	<b>810.0</b>	<b>2,972.9</b>

## FY09 Program Request Summary by Program Area

(Pages 10-28 provide additional information)

	GF	NGF	Total
<b>Preparing Alaskans for Jobs-Fisheries</b>			
Undergraduate Fisheries Expansion at Fairbanks Campus			
Undergraduate Fisheries Expansion	1,000.0	1,000.0	2,000.0
<b>Fisheries Total</b>	<b>1,000.0</b>	<b>1,000.0</b>	<b>2,000.0</b>
<b>University Research Investment</b>			
Climate Impact and Alaska's Natural Resources			
Climate Change Research at Fairbanks Campus	900.0	1,000.0	1,900.0
ISER Economist Faculty at Anchorage Campus	66.4	80.8	147.2
Engineering, Transportation and Energy			
Energy Center at Fairbanks Campus	500.0	1,000.0	1,500.0
Transportation Research at Fairbanks Campus	500.0	2,400.0	2,900.0
Biomedical and Health Research			
Biomedical Support at Fairbanks Campus	350.0	6,900.0	7,250.0
Biomedical Support at Anchorage Campus	200.0	200.0	400.0
Enhancing Competitive Research			
Experimental Economics Research Faculty at Anchorage Campus	201.1	201.1	402.2
Enhancing Competitive Research at Juneau Campus	100.0	20.0	120.0
Graduate Student Support at Anchorage Campus	100.0	-	100.0
Competitive Stipends for TA's and Graduate Student Support at Fairbanks Campus	422.2	-	422.2
Arctic Region Supercomputing Support at Fairbanks Campus	250.0	50.0	300.0
<b>University Research Investment Total</b>	<b>3,589.7</b>	<b>11,851.9</b>	<b>15,441.6</b>
<b>Student Success</b>			
Meeting Student Demand			
CAS GER Course Offerings at Anchorage Campus	320.0	273.4	593.4
Expand Off-Campus Offerings at Eagle River Campus	55.0	95.0	150.0
College Preparatory & Dev Studies Math Position at Anchorage Campus	75.6	20.0	95.6
Career Services Counselor at Mat-Su College	80.0	-	80.0
Distance Education Support	300.0	-	300.0
Workforce Start-Ups and Equipment (TVEP)			
Workforce Start-Ups and Equipment (TVEP)	408.6	-	408.6
Student Success Initiatives			
Advising and Placement	1,500.0	121.5	1,621.5
Early College Academic Preparedness			
Retention			
Recruitment			
<b>Student Success Total</b>	<b>2,739.2</b>	<b>509.9</b>	<b>3,249.1</b>
<b>Cooperative Extension, Public Service and Outreach</b>			
Cooperative Extension Support	350.0	400.0	750.0
UATV Support	300.0	600.0	900.0
Agricultural and Forestry Experiment Station (AFES)	500.0	300.0	800.0
Alaska Teacher Placement (ATP)	255.0	-	255.0
Marketing, Community Outreach and Surveys Systemwide	400.0	350.0	750.0
<b>Cooperative Extension, Public Service and Outreach Total</b>	<b>1,805.0</b>	<b>1,650.0</b>	<b>3,455.0</b>

**Preparing Alaskans for Jobs**

**(GF: \$5,775.7, NGF: \$3,014.7, Total: \$8,790.4)**

**Health**

**(GF: \$2,612.8, NGF: \$1,204.7, Total: \$3,817.5)**

**Nursing**

○ **Increase AAS Nursing Program at Anchorage Campus**

**(GF: \$227.1, NGF: \$51.6, Total: \$278.7)**

UAA School of Nursing (SON) currently accepts 32 associate degree clinical nursing students per semester on the Anchorage campus. This request provides funding for two additional faculty positions to enable admission of an additional 16 students per semester, for a total of 48 new admissions annually. State Board of Nursing requires faculty/student ratios for clinical didactics to be at 1:8. In addition to the Anchorage site, the UAA AAS clinical nursing program is delivered in ten other communities statewide and produces 78 associate degree nursing graduates annually. All program sites have more than two times the applicants as there are seats available.

○ **Baccalaureate Nursing Faculty Position at Anchorage Campus**

**(GF: \$132.1, NGF: \$25.0, Total: \$157.1)**

In the original plan to double the number of nursing graduates, one additional faculty position was allocated to the baccalaureate nursing program. SON now offers the RN/BS degree on-line and enrollment is steadily increasing, producing 113 graduates in FY07 compared to 66 in FY03. It is anticipated that as there are more associate level nursing graduates, especially those from the ten sites outside Anchorage, demand for the baccalaureate program will continue to increase. Additionally, employers are increasing pressure to ensure that the minimum education nurses achieve is a baccalaureate degree. This additional position will provide for critical staffing to meet the current student demand for the distance bachelor's option.

**Allied Health**

○ **Allied Health Assistant Professor at College of Rural and Community Development**  
**(GF: \$82.4, NGF: \$95.0, Total: \$177.4)**

The distance-delivered Allied Health Program at UAF/CRCD prepares students for employment targeted at Alaska's rural public and private healthcare employers. A single faculty member teaches the majority of the courses in this program. This program's primary focus is healthcare reimbursement, but includes pre-requisite courses necessary for pursuing clinical majors, such as nursing and radiographic technology. The program includes a combination of on-site and distance coursework with heavy reliance on technology for program delivery. Students improve technology skills while remaining in their home community thus benefiting employers in the various rural Alaskan communities.



- **Dental Hygiene Expansion at Anchorage Campus**  
**(GF: \$39.7, NGF: \$21.5, Total: \$61.2)**

This funding supports a half-time dental hygiene faculty position with UAA's Allied Health Sciences (AHS) program. The dental clinic remodel, completed in fall 2007, creates two additional dental hygiene operatories, for a total of 14 seats. American Dental Association (ADA) accreditation requires a 1:6 student/faculty ratio in the clinical practice courses. Historically, with 12 students, the ratio requirement has been met with one FTE hygienist faculty and an adjunct dentist (also required for oral examination). The additional half-time faculty position will accommodate the 14 student class. This request meets both the accreditation ratio and significantly expands the hands-on student support by another hygienist/faculty.

- **Dental Hygiene Expansion at Tanana Valley Campus**  
**(GF: \$233.1, NGF: \$50.0 Total: \$283.1)**

This provides one faculty position, adjunct instructors, and clinical support personnel in the newly developed Dental Hygiene Program at UAF-TVC. This program prepares student dental hygienists for work in one of Alaska's high demand jobs on the front line of dental care in dental clinics and offices. The program will produce six graduates annually; this is the maximum that the facility will support. The program was jump started through one-time funding in FY08 and requires on-going base funding.

- **Paramedic Expansion at Mat-Su, Kenai Peninsula, and Anchorage Campuses**  
**(GF: \$160.5, NGF: \$86.9, Total: \$247.4)**

This funding provides for one FTE faculty member and one FTE coordinator position to expand the Kenai Peninsula College's successful Associate of Applied Science Program in Paramedical Technology beyond the Kenai Peninsula Campus to the Mat-Su and Anchorage Campuses of UAA. Currently the program provides less than half of the growing regional demand for new paramedic hires. Graduates of the program are employed primarily in South Central Alaska by a variety of emergency service providers. The existing program is at capacity and cannot accept additional students without additional faculty. The program requires all students to participate in clinical experiences in hospitals and ambulances. The coordinator position will manage the three campuses' agreements with the large number of hospitals and emergency service providers involved in the program, freeing faculty to teach more students. The Mat-Su Borough has provided funds for FY09 for a FTE faculty member at Mat-Su College with the potential for permanent funding of this position in the future. If this funding does not materialize, operating funds for this position will be requested in the FY10 budget request.

- **Paramedic Expansion at Tanana Valley Campus  
(GF: \$82.0, NGF: \$50.0.0 Total: \$132.0)**

This request funds one faculty position and three adjunct instructors in the EMS/Paramedic program at UAF-TVC. This program delivered in Fairbanks prepares emergency medical technicians I, II, and III, and paramedics to work in all communities within Alaska. As the scope of practice for paramedics has changed in recent years, paramedics may be found working in doctors' offices, urgent care clinics, hospital emergency rooms, intensive care units, laboratories, aero-medical transport services, and safety departments in corporate and industrial settings. In FY07, UAF-TVC trained 67 EMT-I, 13 EMT-II, and 14 paramedics. TVC has 30 applicants for 20 openings in the upcoming academic year and expects the program to be full. This program was started with workforce development funds (WFD) and operates on additional temporary campus reallocations and tuition. This request provides on-going funding for the program and replaces the WFD and temporary funding.

- **Health Sciences Assistant Professor (CNA/PCA) at Sitka Campus  
(GF: \$79.7, NGF: \$35.0, Total: \$114.7)**

This request funds one faculty position to deliver the Personal Care Attendant (PCA) courses at the local level and provide distance-delivery of PCA bridge courses for students who want to obtain a CNA license. Sitka Campus has offered Certified Nurse Aide (CNA) training with adjunct faculty and local nursing staff from SEARHC/Mt. Edgecumbe Hospital, Sitka Pioneer Home, and/or Sitka Community Hospital. Given steady and increasing demand, two years ago through temporary grant funding the program was expanded to include a full-time faculty. With the demonstrated success of the program, this request replaces the one-time grant funds with on-going funding. It is important to note that legislators have indicated their intention to require credentialing for these positions which will continue increasing demand for consumer directed home healthcare education.

## **Behavioral Health**

- **Baccalaureate and Master's Psychology Program Support for Anchorage and Fairbanks Campuses**  
**(GF: \$179.3, NGF: \$73.8, Total: \$253.1)**

This request is for two entry-level, tenure-track faculty positions. One position is to support the baccalaureate program at UAF, and the other to support the baccalaureate and master's program at UAA. Undergraduate degrees in psychology qualify graduates for entry level positions in behavioral health, behavioral health aide, case manager and care coordinator. Master's level graduates qualify for positions as a behavioral health clinician, licensed professional counselor, or psychological associate. There are currently 200 students enrolled at UAF in the undergraduate program, 451 students in the UAA undergraduate program, and 39 students enrolled in the Master's program in Clinical Psychology. Given high enrollment at UAF and UAA in the Psychology programs, and the high student faculty ratio, additional faculty are essential for these high demand programs. These faculty will also provide extensive advising and mentoring, contributing to increased higher retention and more timely graduation.
- **Behavioral Health Initiative Partnership Match**  
**(GF: \$100.0, Total: \$100.0)**

The Behavioral Health Initiatives Partnership (BHIP) is a partnership among UA, the Alaska Mental Health Trust Authority, and the State of Alaska Department of Health and Social Services. The program funds expansions in Social Work, Psychology, Human Services, direct services, and professional development through the Training Academy for Rural Behavioral Health. All funding for this partnership goes to campus-based education and training programs. BHIP is in its fourth year and accounts for \$1.8 million in additional behavioral health academic program funding at UA. UA contributes \$600.0 thousand annually to the partnership, which is matched by the Alaska Mental Health Trust Authority. In FY08, the State of Alaska, Department of Health and Social Services, will also be contributing \$305.0 to the partnership. This request completes the UA match by replacing the remaining \$100.0 in temporary funding to the base funding.
- **Behavioral Health Initiatives Partnership (BHIP) Priority Programs**  
**(GF: \$95.0, NGF: \$447.5, Total: \$542.5)**

Funding will be directed toward further enhancement of the Behavioral Health Initiatives Partnership (BHIP) between the University of Alaska, the State of Alaska Department of Health and Social Services and the Alaska Mental Health Trust Authority. Highlights of program improvements include: establishing three regional training cooperatives, supporting Early Childhood Mental Health Issues, and increasing Geriatric Education and Training.

### **Public Health**

- **Master of Public Health (MPH) Accreditation Expansion at Anchorage Campus (GF: \$100.0, NGF: \$38.4, Total: \$138.4)**

This request funds an additional full-time faculty and adjunct faculty for UAA's MPH program. The distance-delivered graduate program in public health admitted its first students in 2003 and has grown to over 50 students, served by just two full-time faculty. In fall 2006, UAA was granted applicant status by the Council on Education in Public Health (CEPH), the accrediting body for academic public health programs. This program is now in the process of completing the required self-study report, due fall 2008. MPH expansion is necessary to meet minimal national accreditation standards regarding faculty/student ratios and documented institutional support. This criteria must be completed by the time of the scheduled site visit in spring 2009.

### **Primary Care/Multi-Disciplinary**

- **WWAMI Expansion at Anchorage Campus (GF: \$217.2, NGF: \$170.0, Total: \$387.2)**

WWAMI (Washington, Wyoming, Alaska, Montana, Idaho Medical School Program) doubled its entry class size from 10 to 20 students in fall 2007 to help address the physician shortages in the state of Alaska. However, the legislature did not support the two new instructional positions, staff support, and operational costs needed to support this expansion. UA has directed temporary funds for these positions to accommodate the first-year training for the 10 additional students; however, long-term, sustainable base support is needed. This funding replaces the temporary fund for the instructional base required for serving the additional WWAMI students.

The Report of the Alaska Physician Supply Task Force (2006) commissioned by UA President Hamilton documents a current shortage of 300 physicians statewide (of a total of ~1350 in active practice), and a need for 1100 new physicians in the next 20 years. Alaska must increase its net gain by about 50 new physicians per year; this program contributes 10 additional.

- **Professional Programs Planning and Implementation of Physician Assistant, Occupational and Physical Therapy and Pharmacy Programs at Anchorage Campus (GF: \$238.0, Total: \$238.0)**

Funding for this request enables research, planning, and initial implementation of alternative approaches to providing health professions education to Alaskans. Professional programs in the health fields by nature are expensive and in Alaska with relatively few students alternative program approaches such as partnering with established training providers from other states minimizes costs, yet provides training in Alaska. A high priority is further development of the Physician Assistant program in Alaska, with creation of a full-program 18 seat satellite of the University of Washington MEDEX program in Anchorage. There is also a large and growing need in the State for pharmacists and occupational and physical therapists.

- **Bachelor of Science in Health Science Expansion at Anchorage Campus (GF: \$148.0, NGF: \$45.0, Total: \$193.0)**

This funding provides for two additional faculty to expand the Bachelor of Science in Health Science (BSHS) program. This will enhance the current focus and provide two additional educational tracks with demonstrated employer and student demand. These tracks are pre-professional, health promotion and education, and health management/supervision. This baccalaureate degree program is a primary avenue for students to pursue professional health care careers including; pharmacists, occupational and physical therapists, and public health.
- **Associate Professor/Liaison, Community Health Aide Program at College of Rural and Community Development (CRCD) (GF: \$98.8, Total: \$98.8)**

This request provides funding for a faculty/liaison position for the Community Health Aide Program (CHAP). This is the only position of its kind in the University of Alaska system. CHAP is operated by the Alaskan Native Tribal Health Corporations as a Tribal partnership throughout the State. The CHAP health workforce training system, representing 26 villages, developed to meet healthcare needs in remote parts of the state. An individual/student applies and is hired by a Tribal Health Organization before they can attend the CHAP training. This position works with each employee/student to complete necessary course work, preceptorship, and credentialing. There is a 34-credit certificate for the beginning health aide and a 60-credit Associates Degree. This position is the only one to advise students and to help bridge them into other health programs.
- **Alaska Area Health Education Center (AHEC) Program Support (GF: \$215.5, Total: \$215.5)**

The Alaska Area Health Education Center Program (AHEC) is a university-industry strategic partnership intentionally designed to strengthen Alaska's health workforce. The program is currently finishing its second year of competitive grant funding through a three-year award totaling \$2.7 million. This program serves distinct geographic areas of the state through key industry partners; Yukon-Kuskokwim AHEC at YKHC serves the YK Delta, Fairbanks Interior Alaska AHEC at Fairbanks Memorial Hospital serves the Interior, and Southcentral AHEC at Providence Health System serves Southcentral Alaska. AHEC enables partners to effectively collaborate in three specific goal areas; encouraging Alaskans to enter health careers, supporting health students to select employment in underserved areas with underserved populations, and reducing attrition of health workers in underserved areas with underserved populations. The AHEC is currently supported entirely through federal funds. Success of funding during the second three-year cycle requires demonstration of non-federal support, thus the upcoming federal application must demonstrate state support in order to secure the on-going federal funding.

- **Health Program Planning and Coordination at the Anchorage Campus (GF: \$90.0, Total: \$90.0)**

Implementation and updating of the comprehensive statewide health academic plan will require considerable facilitation and program development work. Internal working groups and external stakeholder interactions must be maintained and supported. Health workforce development grant funds need to be approached and managed. Sustaining cross-MAU communication and coordination demands attention. In conjunction with external funding, this request provides some level of support for a small functional unit dedicated to the activities essential to institutionalizing the gains and moving forward the health agenda of the University of Alaska.

- **Health Faculty at Bristol Bay Campus (GF: \$94.4, NGF: \$15.0 Total: \$109.4)**

This funding is for a faculty position to assist the Bristol Bay Campus in delivering existing UAF and UAA programs to students in the Bristol Bay region. Programs include: Allied Health, Nursing, Social Work, and Human Services. There is a need in the rural communities to support and train local healthcare providers. Without training in the Bristol Bay region, residents are leaving their communities to receive training elsewhere and many do not return. This faculty member will assist in recruitment, advising, and developing pathways for students who are working toward a degree in a variety of health professions. This faculty member will also organize the partnerships and build employment linkages for students with local employers. Key partners include Bristol Bay Area Health Corporation, Bristol Bay Native Association, Bristol Bay Economic Development Corporation, Bristol Bay Native Corporation and Marrulut Eniit Assisted Living. This position is key for preparing students for the UAA Nursing program that is scheduled to be implemented in Bristol Bay in the near future.

**Preparing Alaskans for Jobs in Engineering and Construction Management (GF: \$2,162.9, NGF: \$810.0, Total: \$2,972.9)**

UA's stated goal for engineering is to produce 200 undergraduate trained engineers annually, more than doubling the annual number of current undergraduate trained engineers. The engineering plan summary is provided in Appendix D. Funding for the FY09 increments detailed below, as well as additional faculty to be requested in FY10, will be necessary to achieve this goal.

**Expansion of Engineering Programs at Anchorage Campus**

- **Expansion of BSE Program in Engineering (GF: \$575.0, NGF: \$200.0, Total: \$775.0)**

The School of Engineering is requesting an additional five faculty members. One position replaces the one-time funded position from a UAA-internal FY08 reallocation, and four to meet additional program demand. Companies in Alaska are experiencing a serious shortage of engineers. The expansion of the Bachelor of Science in Engineering (BSE) program will increase the number of engineers available to meet the high demand. Since its creation, enrollment in the BSE program has soared.

- **Advising/Technician Support for Engineering Expansion**  
(GF: \$200.0, NGF: \$40.0, Total: \$240.0)

This request is for a full-time academic advisor and a lab technician position. A full-time academic advisor is needed to help students efficiently navigate through their curricular paths, thus reducing the attrition rate and length of time it takes to graduate. The technician position is needed to support the extensive inventory of equipment in labs, thus increasing the quality of the educational experience for the students.

- **Civil Engineering Expansion**  
(GF: \$130.0, NGF: \$50.0, Total: \$180.0)

This funding provides for one faculty position in Transportation and Civil Engineering. Due to construction growth in Alaska over the past several years, private companies are experiencing serious difficulties in hiring and retaining civil engineers because of the short supply. In addition, state and federal agencies are experiencing similar problems, particularly in the field of transportation.

- **Geomatics Engineering Expansion**  
(GF: \$100.0, NGF: \$20.0, Total: \$120.0)

This funding adds one full-time faculty position in Geomatics. The UAA Geomatics department offers a Certificate in Geographic Information Systems (GIS), AAS degree in Geomatics, and a BS degree in Geomatics. It has the only accredited surveying program in Alaska. Students achieving these degrees are employed as surveyors, cartographers, and mapping technicians by a wide variety of Alaska companies and agencies. So far this year, at least seven major engineering and geospatial firms advertised for GIS specialists and managers in the Anchorage area alone. The demand is strong and urgent for this type of training and expertise. Currently, the UAA Geomatics department has three full-time faculty.

### **Expansion of Engineering Programs at Fairbanks Campus**

- **Meeting Industry Needs for Engineers**

**(GF: \$850.0, NGF: \$200.0, Total: \$1,050.0)**

UAF has high-quality ABET-accredited engineering programs that currently enroll about 500 undergraduate and graduate students, producing 50 undergraduate and 40 masters and PhD level engineering graduates every year. Funding for this request will be directed towards student recruitment, advising, core instruction in math and physics, lab equipment, graduate assistants for added lab focus, support of a graduate certificate in construction management, and a modest amount for additional engineering instruction faculty. Funding provides for 13 graduate assistants and one additional faculty to meet the added demand for core math, physics, and sciences requirements; a staff position serving as a recruiter and freshmen advisor; 13 engineering graduate assistants serving as TA's and engineering lab instructors, and on-going lab equipment requirements.

The UAF programs show signs they are on track to meet the goal with this fall's incoming freshmen class nearly doubling from 70 to 130 first-time freshmen, most of them recent Alaska high school graduates, including more than 40 UA Scholars.

### **Pre- Engineering 1+3 Program at Juneau Campus**

- **Pre- Engineering 1+3 Program**

**(GF: \$100.0, NGF: \$20.0, Total: \$120.0)**

This funding supports a full-time position to provide career awareness in the southeast region, pre-requisite advising, and first-year engineering curriculum at the Juneau campus. This initiative supports the UA system goal of doubling the number of BS Engineering graduates within the state and is part of the UAS regional strategy to provide preparation for and access to high-demand degree programs within the UA system. The program also responds to the documented need of private industry and government agencies to employ additional qualified engineers in Alaska, and the desire of those organizations to have a greater number of their engineers trained and residing in the state.

### **Construction Management and Mining Technology**

- **Construction Management (BSCM) Support**

**(GF: \$142.9, NGF: \$30.0, Total: \$172.9)**

This funding supports one full-time faculty position, adjunct labor pool needs, and staff support for the Construction Management program. The new Bachelor of Science in Construction Management (BSCM) is designed to produce 16 graduates per year by 2011, based on current program capacity. This program was jump-started on temporary funds this fall. Program graduates will be ready for employment by construction contractors, government agencies, industry consultants, and project owners. The Alaska construction industry is facing increasing shortages of both skilled crafts workers and management personnel. The Alaska Department of Labor (AKDOL) predicts that the number of construction management positions in Alaska will grow 24 percent by 2014.



- **Mining Workforce Development and MAPTS Training  
(GF: \$65.0, NGF: \$250.0, Total: \$315.0)**

This request provides state funding for a coordinator/training position for the University and Alaska Department of Labor and Workforce Development mining training partnership activities in the Juneau area. This position will work with the university's Mining and Petroleum Training Service (MAPTS) and the UAS School of Career Education to serve the regional and statewide mining industry training needs. The position will also coordinate with related southeast region needs including construction/operations staff, heavy-duty equipment mechanics, millwrights, and roustabouts. This position currently operates on temporary UA workforce development funding. The program has long-term needs and transition to base funding is important. Strong support for this initiative and collaboration has been provided by the Commissioner's Office of the Alaska Department of Labor and Workforce Development. The non-general fund receipt authority associated with this request covers the anticipated funding to expand targeted mining and construction training opportunities associated with Department of Labor (DOL) grants.

**Preparing Alaskans for Jobs-Fisheries  
(GF: \$1,000.0, NGF: \$1,000.0, Total: \$2,000.0)**

**Undergraduate Fisheries Expansion at Fairbanks Campus**

- **Undergraduate Fisheries Expansion  
(GF: \$1,000.0, NGF: \$1,000.0, Total: \$2,000.0)**

The primary purpose of this request is to develop a new Bachelor of Arts (B.A.) degree in fisheries characterized by experiential learning, interdisciplinary classes, broad geographic availability to reach both rural and urban students in Alaska, as well as creating partnerships with government regulators, fishing and seafood industry representatives and other related groups. In January 2007, the Rasmuson Foundation generously provided a six-year, \$5,000,000 grant to the UAF School of Fisheries and Ocean Sciences to elevate its fisheries program to one of national prominence. State and Rasmuson Foundation funding will provide the curriculum re-design and start-up in the near term. For the long term, state funding will sustain the program anticipated to serve 120 new students and provide fisheries minors to a host of business and biology students. The program requires 5 additional faculty and related staff and graduate student support.

Students graduating from this program must be able to support the sustainability of Alaska's vast marine and freshwater resources and fill jobs needed to maintain Alaska's vital fishing and seafood industries. The fishing industry is the largest employer in Alaska and it is undergoing many changes. These changes include the rationalization of various fisheries, federal imposition of subsistence priority, and allocation of harvest to community development. After the program is up and running additional research funding is anticipated from the National Oceanic and Atmospheric Administration, the Alaska Department of Fish and Game, and the fishing industry. For more information on this program start-up see <http://www.sfos.uaf.edu/fisheries/>.

**University Research Investment**

**(GF: \$3,589.7, NGF: \$11,851.9, Total: \$15,441.6)**

**Climate Impact and Alaska's Natural Resources**

○ **Climate Change Research at Fairbanks Campus**

**(GF: \$900.0, NGF: \$1,000.0, Total: \$1,900.0)**

Global warming is currently impacting Alaska and will continue to impact it in a number of ways. These impacts include melting polar ice, the retreat of glaciers, increasing storm intensity, wildfires, coastal flooding, droughts, crop failures, loss of habitat and threatened plant and animal species. By virtue of its geography, and expertise in arctic research, UA is situated to be the premier institution for study of climate change and more importantly for Alaska, can focus on the changes necessary to adapt to changes already impacting this state.

UA's current and active involvement in the Climate Change Sub-Cabinet will strengthen alignment among identified state climate adaptation and mitigation priorities and UA's climate change research focus. State investment coupled with existing scientists creates the core for a (virtual) UA Climate Change Enterprise (UACCE). This enterprise will leverage external funding utilizing the significant existing expertise and foster a broader and more collaborative research program focused on addressing coastal erosion, engineering against permafrost degradation, drought-induced deforestation, and climate impact on marine resources. The non-general fund portion is the immediate competitive research grants expected for climate change impacts relating to Alaska. The goals of UACCE are to address the social, economic, and engineering ramifications of climate change for the State of Alaska.

- **ISER Economist Faculty at Anchorage Campus**  
(GF: \$66.4, NGF: \$80.8, Total: \$147.2)

This provides funding for a permanent, tenure-track economist specializing in Alaska related climate change and natural resource economics policy at the Institute of Social and Economic Research (ISER). ISER has actively focused on climate change impact and adaptation socioeconomic research, creating an important niche for the University of Alaska. Given the timeliness of this topic and the national and international interest, UAA, in conjunction with UAF's basic and applied climate research, is building capacity to respond to the economic and policy research needs in this area.

This position will enhance UA's position for the International Polar Year, leverage existing ISER climate economic efforts, seize major new opportunities for external support, provide support for the socioeconomic aspects of UA's existing Scenarios Network for Alaska Planning (SNAP) and Resilience and Adaptation EPSCoR initiatives, inform policy decision in Alaska, nationally, and internationally, and provides for climate and resource economics courses. This position will take a leadership role in undertaking collaborative research with non-UA stakeholders and in pursuing major sources of competitive external funding from NSF, EPA, NIH, and industry.

### **Engineering, Transportation and Energy**

- **Energy Center at Fairbanks Campus**  
(GF: \$500.0, NGF: \$1,000.0, Total: \$1,500.0)

This funding will enable UA to launch an Integrative Center for Energy Research in Alaska (ICERA) focusing on three areas; rural energy needs through evaluation of rural energy options (including alternative energy options), energy and power needs for economic development (mining and petroleum refinement), and cutting edge fossil fuel technologies (shallow viscous oil and gas, methane hydrates, gas line planning/development).

Energy is a major problem for this state and is one of the Governor's three research issues. The requested general funds will provide support for graduate assistants, post-docs, and research faculty (non-tenure track) to conduct specific research activities of high relevance to the state as listed above. The source of non-general funds are competitive federal awards and additional state support through state agencies.

- **Transportation Research at Fairbanks Campus**  
(GF: \$500.0, NGF: \$2,400.0, Total: \$2,900.0)

These funds provide a portion of the match requirement for the University of Alaska Transportation Center (UATC). Much of the match requirements have resulted in reallocating existing university funds. UATC funds require non-federal match and will be redirected to universities outside of Alaska when match requirements are not met. These matching funds will result in considerable leveraging with UA's Engineering programs and a more significant suite of UATC project goals. For more information on this program see <http://www.uaf.edu/ine/AUTC/AUTCindex.html>.

### **Biomedical and Health Research**

- **Biomedical Support at Fairbanks Campus**  
(GF: \$350.0, NGF: \$6,900.0, Total: \$7,250.0)

The requested funds will partially support a lead R01-experienced biomedical research faculty to mentor junior faculty currently supported through NIH capacity building awards (INBRE, SNRP, CANHR). The remainder of the required funds will shore up biomedical research. Stable funding for the biomedical leadership core is essential to maintaining and growing the ~\$6M per year in externally funded biomedical research UA currently conducts which is focused heavily on Alaska health issues.

- **Biomedical Support at Anchorage Campus**  
(GF: \$200.0, NGF: \$200.0, Total: \$400.0)

UAA's strategic plan for biomedical research and education is focused on translational and clinical health sciences. The highest priority UAA will have in FY09 is to build critical mass in faculty and students working in this area. Funding will provide a targeted faculty hire in translational and clinical health sciences with associated graduate student and post doc support.

### **Enhancing Competitive Research**

- **Experimental Economics Research Faculty at Anchorage Campus**  
(GF: \$201.1, NGF: \$201.1, Total: \$402.2)

The College of Business and Public Policy (CBPP) is requesting funds for a full-time, tenure-track senior faculty position in economics to provide leadership to build UAA's experimental economics program to a program of distinction. The new hire will be a recognized leader in experimental economics with a research emphasis in a field of study significant to Alaska, such as environmental economics, natural resource economics, public finance, or indigenous economics. This type of hire will enhance competitive research at UAA, and complement International Polar Year and UA's recent ESPCoR funding award.

- **Enhancing Competitive Research at Juneau Campus (GF: \$100.0, NGF: \$20.0 Total: \$120.0)**

This increment will provide start-up funding for faculty researchers and seed money for promising avenues of state and federal research needs so that UAS can increase its research competitiveness in select fields. In order to maintain research expenditures at high levels, UAS needs to seed new grants in order to replace large grants that are anticipated to end.
- **Graduate Student Support at Anchorage Campus (GF: \$100.0, Total: \$100.0)**

This provides funds to raise graduate student stipends to the national norm level and to attract top graduate students into graduate programs by providing competitive support. Programs impacted are Anthropology, Biology, Clinical Psychology, Creative Writing, and English. Teaching assistants are integral to the viability and success of a department's instructional and research programs. Many funding agencies now expect graduate students to have opportunities to teach because they learn valuable job skills.
- **Competitive Stipends for TAs and Graduate Student Support at Fairbanks Campus (GF: \$422.2, Total: \$422.2)**

This request is for stipend increases for Graduate Teaching Assistants (TAs) and Graduate School Fellows, as part of a 3-year plan to bring compensation up to the national average and to provide basic health insurance. Fall 2005 stipends were two-thirds those of comparable institutions in the Oklahoma State University survey and fell near the bottom of the range. Further, UAF stipend levels are less than basic living expenses.

UAF enrolls over 1000 graduate students, 250 at the doctoral level. Nearly every faculty member in STEM (Science, Technology, Engineering, and Mathematics) fields collaborates with graduate students, as do many faculty in the social sciences, education, and humanities. About 350 course sections per semester, 10 percent of the total, benefit from the work of TAs. At UAF, TAs fill two main roles: teaching laboratories in STEM fields, and teaching or assisting faculty teaching large-enrollment classes in the Baccalaureate Core. Additionally 300 graduate students work on funded grants. Recruiting and retaining outstanding graduate students is crucial to improving UAF's competitive research position, including research under the International Polar Year.
- **Arctic Region Supercomputing (ARSC) Support at Fairbanks Campus (GF: \$250.0, NGF: \$50.0, Total: \$300.0)**

This request is to provide post doctoral support, staff support, and operating expenses to support the supercomputing center's Discovery Laboratory visualization and modeling efforts for key UAF research priorities; including IPY and climate change impact, energy, transportation.

**Student Success**

**(GF: \$2,739.2, NGF: \$509.9, Total: \$3,249.1)**

**Meeting Student Demand**

○ **CAS GER Course Offerings at Anchorage Campus**

**(GF: \$320.0, NGF: \$273.4, Total: \$593.4)**

This provides funding for six faculty positions in the College of Arts and Sciences (CAS) to meet student demand in Tier I and Tier II general education courses. Currently, Tier I courses are at or near 100 percent of capacity; Tier II courses are at or near 95 percent capacity. The faculty positions will support Math, English, and Communication in Tier I, and Humanities or Fine Arts in Tier II. This program will decrease the time to earn a degree for many students, and ensure that students receive basic GER skill courses during the freshman or sophomore years.

○ **Expand Off-Campus Offerings at Eagle River Campus**

**(GF: \$55.0, NGF: \$95.0, Total: \$150.0)**

This funding provides adjunct labor pool for the Community and Technical College (CTC) divisions most heavily impacted by ongoing increases in student demand, especially the Eagle River campus. This allows for five expanded sections of high-demand GER courses and added courses in support of CTC degree programs. As is experienced on the Anchorage main campus, the majority of the traditionally high-demand GER course offerings (English, Math, Science, Communications) are at 100 percent capacity. The Eagle River/Chugiak campus serves as the overflow course delivery location, as the Anchorage campus reaches its classroom capacity for GER course delivery, and during peak times desired by students.

○ **College Preparatory & Dev Studies Math Position at Anchorage Campus**

**(GF: \$75.6, NGF: \$20.0, Total: \$95.6)**

Funding for an additional faculty position is requested for College Preparatory and Developmental Studies (CPDS) courses. CPDS offers preparatory English, Mathematics and English as a Second Language (ESL) courses to prepare students for Tier I GER courses. Approximately 1,000 degree seeking students take developmental level courses each semester. The current enrollment capacity for CPDS is 87.2 percent. In FY06, CPDS provided 8,734 student credit hours, enrolled 2,981 students, and offered 144 sections. As UAA grows, so do the demands on the CPDS faculty to offer more sections.

○ **Career Services Counselor at Mat-Su College**  
**(GF: \$80.0, Total: \$80.0)**

Funding for this request will replace FY08 one-time funding used to hire one staff position to establish a Career Services Center at Mat-Su College. The creation of a Career Services Center responds to several key initiatives set forth in the current Mat-Su College Enrollment Management plan. This also supports the goals of increasing enrollment, improving retention, and increasing the number of students graduating from high demand programs. The purpose of the program is to coordinate internship placements, support program faculty with instructional support and service learning opportunities, provide direct services to students exploring career options and preparing to seek employment, and strengthen ties to community leaders in business and industry. An estimated 300 students (currently not served, or underserved) would benefit from services each semester.

○ **Distance Education Support**  
**(GF: \$300.0, Total: \$300.0)**

Distance education is critical for Alaska to ensure access to high demand programs and higher education in general. Throughout the state there is an explosion of interest by students and faculty interested in taking and offering courses via distance delivery. These funds will be channeled to the MAUs to support three different programs.

- Sustain and increase the Center for Distance Education's iTeach and iDesign programs to reach an increased number of faculty, focusing on faculty in developing distance course work for delivery of high demand programs.
- Promote and enhance existing faculty development programs at each MAU. The goal is to promote collegial sharing of best practices to ensure consistency of quality services which are accessible to interested faculty, including adjuncts, system-wide.
- Continuation of the annual award process designed to support faculty or departmental efforts to expand and enhance distance education of key programs to maximize student access.

**Workforce Start-Ups and Equipment (TVEP)**

○ **High Demand Program Start-Ups and Equipment**  
**(TVEP: \$408.6, Total: \$408.6)**

This is the anticipated increase in UA's Training and Vocational Education Program (TVEP) funding in FY09. This funding, commonly referred to as workforce development, is focused on priority workforce development areas established by the Alaska Workforce Investment Board (AWIB). Funding will be dedicated to priority program start-up, short-term expansion and equipment costs in high-demand areas, which may include process technology, occupational safety, aviation training, health and education.

### **Student Success Initiatives**

- **Student Success Initiatives**  
**(GF: \$1,500.0, NGF: \$121.5, Total: \$1,621.5)**

The requested funds will be utilized to initiate and enhance capacity on the following major programs to promote student success; supplemental instruction, early warning systems for at-risk students, mandatory course placements, articulation with select high schools, increased opportunities for tech-prep and early college programs in rural communities, more rigorous and intense academic advising, tutoring, and social support networks.

Specifically, in regard to school districts and K-12 articulation, the University system will work with these districts to intensify recruitment, increase the share of college bound students to UA, and work with secondary teachers and counselors to discuss alignment of curricula in science, math, social studies, and english.

On-campus services available to students will be improved by providing residential students with requisite academic and administrative support services, assisting students in basic administrative issues of student life, identifying at-risk students (early alert), and providing programmatic support for such students. Faculty student mentor programs will also be provided. There will be increased opportunities for work study, smaller classes, freshman seminars, academic capstone experiences, flexible scheduling, assistance for single parents, and the ability to offer more sections of developmental courses.

### **Cooperative Extension, Public Service and Outreach** **(GF: \$1,805.0, NGF: \$1,650.0, Total: \$3,455.0)**

- **Cooperative Extension Support**  
**(GF: \$350.0, NGF: \$400.0, Total: \$750.0)**

The non-general portion of the request will replace the temporary and one-time funding sources to support the operating costs of the program. Through general funds, UA will enhance community response programming to expand 4-H positive youth development in urban and underserved areas including science, technology, engineering, and mathematics (STEM) activities in Southeast, the Kenai Peninsula, the Bethel region and Southcentral. This funding will also expand health and nutrition education initiatives to combat obesity and diabetes in multiple villages in concert with the Alaska Native Health Service; and enlarge UA's business-to-business partnerships with the U.S. Forest Service, NRCS, NASULGC, and USDA. The NGF funding for this initiative is through the University's land grant trust fund. There has been modest growth in the Natural Resource Fund which funds the UA Scholars program enabling UA to use a small amount for this critical land grant university function. In future years, consistent with programs nationwide, Cooperative Extension Service (CES) program leaders will seek community contributions as programs expand.



- **UATV Support**

**(GF: \$300.0, NGF: \$600.0, Total: \$900.0)**

UATV will be expanded with instructional, research and public service content for use by students, educators, adult learners, children, parents, and policy makers. Instructional programming, advertising for workforce programs with highest employer demand, and public service announcements can be available through this TV channel. UATV supported by KUAC expertise, would also be able to focus on research providing applicable knowledge gained through UA research to Alaskans. Coupling UATV with the already established operations of KUAC creates an environment where programming can be created for multiple purposes. KUAC has a track record of producing programs for national distribution featuring research and researchers from UAF as well as significant events such as Alaska's 50<sup>th</sup> anniversary of the constitutional convention. KUAC is currently piloting television productions that focus on the highly complex research work underway at the UAF Geophysical Institute.

- **Agricultural and Forestry Experiment Station (AFES)**

**(GF: \$500.0, NGF: \$300.0, Total: \$800.0)**

AFES operates two experiment farms, one in Fairbanks and another in Mat-Su as part of the Palmer Research and Extension Center; the headquarters of AFES in Southcentral Alaska. In addition, AFES operates research sites in Nome and Delta. This funding will address the needs and concerns of Alaskans by providing increased capabilities in rural and urban agriculture, forestry and sustainable management of natural resources for community development, family and individual quality of life and commercial applications. The funding replaces \$300.0 in temporary funding required for current services as a result of flat federal funding and several years of funding below the level of fixed costs. The remaining \$200.0 provides for program expansion in alternative and sustainable energy research, appropriate food and bi-products for Alaskans, and urban and rural community development as well as the ability to meet federal match requirements for related federal programs.

- **Alaska Teacher Placement (ATP)**  
**(GF: \$255.0, Total \$255.0)**

ATP was established in 1978 as a partnership between school districts and the University of Alaska to serve as a statewide education job clearinghouse for Alaska. The University of Alaska Fairbanks (UAF) was deemed the best physical location for ATP offices and later moved to the SW offices in 2002. ATP is home to the Future Educators of Alaska program, a statewide effort to recruit college students into the teaching profession. It also serves as the primary coordinators for the International Polar Year K12 Outreach effort.

The mission of ATP is to provide leadership in identifying, attracting, and placing highly qualified educators in teaching and administrative positions across Alaska. Funding is being requested to continue the activities and programs of the Director, Recruitment Coordinator, and Event Coordinator. These positions have been funded through grants and temporary funded sources and have proven very successful; this funding transitions these positions to base funding. Activities and programs served include meetings, conferences, recruitment at fairs and colleges, both in state and out, and on-going maintenance of a statewide website used by K-12 schools. In addition, communications, brochures, and the annual Supply and Demand report will be supported.

- **Marketing, Community Outreach and Surveys Statewide**  
**(GF: \$400.0, NGF: \$350.0, Total \$750.0)**

This funding will support marketing and outreach efforts to potential college students, their parents and others important in influencing their postsecondary training and education decisions. Marketing and outreach efforts will highlight career opportunities and the necessary preparation required to succeed in career fields essential to Alaska's future. Alaska vocational and workforce occupations require training. UA, AVTEC and unions share training responsibilities; in addition UA provides the certificate and degree programs for key legacy jobs. Many Alaskans view training and degree programs as out-of-reach; however, these training programs result in significant added earnings. The message that workforce training and college education pays is evidenced by a consistent 15 percent post-training wage increase from taking as little as a single training class to achieving a degree. In fact, one and two year programs in health, process technology and applied business have resulted in individual earning increases after training of more than 100%. This funding replaces temporary and one-time sources currently used for this purpose.

**University of Alaska**  
**FY09 Capital Budget Request Summary**  
(in thousands)

	State Approp.	Receipt Authority	Total
<b>FY09 BOR Priority Capital Needs</b>			
Maintaining Existing Facilities and Equipment R&R Annual Requirement <i>Funding will be used for major renewal and renovations (R&amp;R) projects at UA's main and community campuses throughout the state, see page 30 for a distribution summary. For a list of MAU priority R&amp;R projects, please refer to pages 33-35 .</i>	50,000.0	1,000.0	51,000.0
UAF BioSciences Facility Phase 1 of 2 (BIOS)	66,000.0		66,000.0
UAA Health Sciences Building	46,000.0		46,000.0
Reducing Major R&R and Deferred Maintenance Backlog <i>Funding will be used for major renewal and renovations (R&amp;R) projects at UA's main and community campuses throughout the state, see page 30 for a distribution summary. For a list of MAU priority R&amp;R projects, please refer to pages 33-35 .</i>	70,000.0	3,000.0	73,000.0
UAA Small Business Development Center	550.0		550.0
<b>FY09 BOR Priority Capital Needs</b>	<b>232,550.0</b>	<b>4,000.0</b>	<b>236,550.0</b>

**FY09 Additional BOR Capital Requests**

Capital Funding Requirements (not prioritized)			
UAA Student Recreation Center	15,000.0	5,000.0	20,000.0
UAA Student Housing - Phase 2	9,720.0	7,900.0	17,620.0
UAF Alaska Region Research Vessel			
Dock and Marine Center Facilities	20,250.0		20,250.0
Vessel Federal Receipt Authority		45,000.0	45,000.0
UA Broadband Internet Connectivity	20,000.0	10,000.0	30,000.0
UA Receipt Authority Planning, Design, and Capital Projects		20,000.0	20,000.0
Planning for New Facilities (not prioritized)			
UAF Engineering, Energy, and Technology Building	2,500.0		2,500.0
UAF University Fire Dept. Station #1	800.0	500.0	1,300.0
UAF Chukchi Campus Building Addition	600.0		600.0
UAA Engineering Building Addition	2,000.0		2,000.0
UAA Mat-Su College Joint Library/Auditorium	2,000.0		2,000.0
UAA Sports Arena	1,000.0		1,000.0

**University of Alaska**  
**FY09 Capital Budget Distribution Summary**  
(in thousands)

	State Approp.	Receipt Authority	Total
<b>FY09 BOR Priority Capital Needs</b>			
Maintaining Existing Facilities and Equipment R&R Annual Requirement	50,000.0	1,000.0	51,000.0
UA-Anchorage Priority R&R	9,161.2		9,161.2
UAA-Community Campuses Priority R&R	1,797.1		1,797.1
UA-Fairbanks and TVC Priority R&R	24,732.2		24,732.2
UAF-Community Campuses Priority R&R	855.3		855.3
UA-Juneau Priority R&R - Anderson Bldg Renewal	10,200.0		10,200.0
UAS- Community Campuses Priority R&R	450.0		450.0
UA-Statewide Priority R&R - Data Center Upgrade	804.2		804.2
UAA/UAF/UAS/SW Academic and Administrative Equipment	2,000.0		2,000.0
UAF BioSciences Facility Phase 1 of 2 (BIOS)	66,000.0		66,000.0
UAA Health Sciences Building	46,000.0		46,000.0
Reducing Major R&R and Deferred Maintenance Backlog	70,000.0	3,000.0	73,000.0
UA-Anchorage Backlog of Major R&R	15,035.7		15,035.7
UAA-Community Campuses Backlog of Major R&R	2,949.4		2,949.4
UA-Fairbanks and TVC Backlog of Major R&R	40,591.4		40,591.4
UAF-Community Campuses Backlog of Major R&R	1,403.8		1,403.8
UA-Juneau Backlog of Major R&R	3,004.3		3,004.3
UAS- Community Campuses Backlog of Major R&R	1,619.7		1,619.7
UA-Statewide Backlog of Major R&R	1,395.7		1,395.7
UAA/UAF/UAS/SW Academic and Administrative Equipment	4,000.0		4,000.0
UAA Small Business Development Center	550.0		550.0
<b>Total FY09 BOR Priority Capital Needs</b>	<b>232,550.0</b>	<b>4,000.0</b>	<b>236,550.0</b>

## **University of Alaska FY09 Capital Budget Request Introduction**

The Board of Regents' recommended highest priority needs are: annual renewal and renovation (R&R) requirement, UAF BIOS Facility, UAA Health Sciences Building, backlog of R&R/deferred maintenance, and Small Business Development Center (SBDC). Projects in this category are detailed below and a list of MAU priority R&R projects are included on pages 33-35.

1. UA's Annual Facility and Equipment Renewal, Renovation (R&R) and Code Compliance request of \$50M from state funds represents approximately 3 percent of UA's facilities adjusted value. Major renewals include structural/mechanical replacements in Anchorage, repairs to the sanitary waste lines and the Arctic Health Research Building renewal in Fairbanks, and the Anderson Science Building renovation in Juneau. This amount is the minimum annual level of funding necessary for UA to avoid adding to the deferred maintenance backlog. Appendix H provides a chart modeling UA's future deferred maintenance and renewal inventory using various capital investment scenarios. The chart shows that a \$50M annual investment will enable UA to keep pace with the most critical R&R priorities.
2. UAF's BioSciences Facility Phase 1 of 2 (Phase 1 in FY09, \$66M) (Phase 2 in FY10, \$47M) has been one of UA's highest capital priorities since FY02. The original vision of the facility included animal care, computational science, necropsy, virology, incinerator, utilidor, biological research and teaching. Through state funding and significant university generated funding, the Utilidor, the West Ridge Research Building (WRRB), the Biological Research and Diagnostics Facility (BiRD) and the State Virology lab have accommodated some of the original vision. The primary research and teaching facility (110,000 gsf) which completes the science priorities at UAF will be funded through this request. This major teaching and research facility will provide urgently needed research space and have a significant impact on both undergraduate and graduate students. Appendix I provides a fact sheet with additional information on the BioSciences Facility.
3. UAA's Health Sciences Building (\$46M) will positively impact students pursuing degrees in nursing and health science fields, program faculty and staff; and UAA's ability to meet the demands of Alaskan employers. The facility is anticipated as an 80,000 gsf building that will house nursing and selected health science programs that have collaboration potential with other U-MED partners. The facility will feature instructional classrooms capable of distance delivery, clinical and instructional labs, and program support space. This project received planning funding in FY08. Appendix J provides additional information about the Health Sciences Building.
4. UA's Deferred R&R Reduction plan request of \$70M each year for six years is necessary to reduce the deferred maintenance backlog to a reasonable level. The amount of \$70M over a 6-year period represents \$420M. This amount, coupled with the annual R&R requirement, provides the necessary funding to bring UA's facilities to meet current standards, code, and programmatic need. Appendix H provides a chart modeling UA's future deferred maintenance and renewal inventory after various capital investment scenarios. The chart shows that a \$50M annual investment plus a \$70M investment through 2014, will enable UA to keep pace with the most critical R&R priorities and reduce the backlog of R&R projects to a prudent level.

5. The Small Business Development Center (SBDC) (\$550K) is a statewide business assistance program, which has historically received funding through the capital budget.

In addition to these capital priorities, there are other strategically important requests related to new construction, planning for new facilities and information technology. Requests include a student recreation center and housing at UAA, research vessel dock for UAF, and UA broadband internet connectivity. Lastly, planning funds are requested for an engineering building at UAF, an addition/expansion of the engineering building at UAA, a replacement fire station at UAF, the Chukchi Campus Building addition and a joint library/auditorium at Mat-Su College.

**University of Alaska  
FY09 Priority R&R Projects by MAU  
(in thousands)**

Project Name	Campus	State Approp.	Cumulative Total
<b>UA Anchorage Campus</b>			
Campus Roof Replacement	Anchorage	5,000.0	5,000.0
Fire Alarm Panel Upgrade	Anchorage	500.0	5,500.0
Gas Extraction System at Merrill Field	Anchorage	621.0	6,121.0
Campus HVAC Upgrades	Anchorage	2,000.0	8,121.0
Electrical Feeder/Panel Upgrade	Anchorage	250.0	8,371.0
EM1 and EM2 Piping Replacement	Anchorage	1,500.0	9,871.0
Elevator Code Upgrades	Anchorage	750.0	10,621.0
Bookstore/Student Union/Wells Fargo Megaplex Renewal (\$3M UAR)	Anchorage	8,560.0	19,181.0
Fine Arts Mechanical System Renewal	Anchorage	6,500.0	25,681.0
Mechanical/Electrical Systems Renewal	Anchorage	1,350.0	27,031.0
Engineering Building Renewal	Anchorage	2,200.0	29,231.0
Aviation Renewal - Phase 2	Anchorage	5,000.0	34,231.0
MAC Housing Renewal	Anchorage	5,500.0	39,731.0
Science Building Renewal	Anchorage	4,500.0	44,231.0
Classroom & Lecture Hall Lighting Upgrades	Anchorage	500.0	44,731.0
Consortium Library Upgrades	Anchorage	550.0	45,281.0
Building Automation System Renewal	Anchorage	810.0	46,091.0
Bookstore Air Conditioning	Anchorage	1,000.0	47,091.0
Wendy Williamson Auditorium Renewal - Phase 2	Anchorage	864.0	47,955.0
Campus Roads, Curbs and Sidewalks	Anchorage	2,000.0	49,955.0
Campus Wayfinding - Phase 2	Anchorage	800.0	50,755.0
Social Science Building Phase II	Anchorage	10,000.0	60,755.0
Cuddy Phase II	Anchorage	10,000.0	70,755.0
Additional Identified Deferred Renewal Need		68,145.0	138,900.0
<b>UAA Community Campuses</b>			
Community Campus Fire Systems Upgrade	Mat-Su	300.0	300.0
Community Campus Fire Systems Upgrade	Kodiak	200.0	500.0
Community Campus Cable Plant Renewal	Mat-Su	324.0	824.0
Community Campus Cable Plant Renewal	PWSCC	486.0	1,310.0
Community Campus Cable Plant Renewal	Kenai	378.0	1,688.0
Community Campus Cable Plant Renewal	Kenai (Homer)	216.0	1,904.0
Community Campus Cable Plant Renewal	Kodiak	378.0	2,282.0
Community Campus Code/ADA Projects	Kenai	286.2	2,568.2
Community Campus Code/ADA Projects	PWSCC	162.0	2,730.2
PWSCC Wellness Center/Student Life Renewal	PWSCC	3,240.0	5,970.2
Mat-Su College Science Lab Renewal	Mat-Su	1,000.0	6,970.2
Kodiak College Campus Renewal	Kodiak	3,500.0	10,470.2
Mat-Su College HVAC and Boiler Replacement	Mat-Su	1,620.0	12,090.2
Kachemak Bay Campus Renewal	Kenai	750.0	12,840.2
KPC Kenai River Campus Boiler/HVAC Renewal	Kenai	540.0	13,380.2
KPC Kenai River Campus Academic Center/Classroom Renewal	Kenai	810.0	14,190.2
Mat-Su College Campus Renewal	Mat-Su	583.0	14,773.2
PWSCC Campus Renewal	PWSCC	3,240.0	18,013.2
KPC Kenai River Campus Exterior Renewal	Kenai	2,700.0	20,713.2
Mat-Su Exterior Parking/Road/Circulation Renewal	Mat-Su	1,000.0	21,713.2
KPC Kenai River Campus Renewal	Kenai	562.0	22,275.2
Mat-Su Water Purification System	Mat-Su	1,000.0	23,275.2
Prince William Sound Community College Parking and Security Upgrades	PWSCC	1,500.0	24,775.2
Kodiak Entrance Road Realignment and Exterior Lighting	Kodiak	5,000.0	29,775.2
Additional Identified Deferred Renewal Need		3,768.0	33,543.2

This MAU projects list represents the identified inventory of renewal and renovation needs in priority order. The project inventory is significantly higher than the \$50M and \$70M system-wide requests for the current year. The MAU project narratives on pages 36-48, provide a brief description of requests that can be funded within the \$50M and \$70M funding request levels.

**University of Alaska**  
**FY09 Priority R&R Projects by MAU**  
**(in thousands)**

Project Name	Campus	State Approp.	Cumulative Total
<b>UA Fairbanks Campus &amp; TVC</b>			
Fairbanks Campus Main Sanitary Waste Line Repairs	Fairbanks	3,100.0	3,100.0
Arctic Health Research Building Deferred Renewal - Phase 2 of 4 for Initiative Programs	Fairbanks	18,500.0	21,600.0
TVC 604 Barnette Exterior Envelope and Space Revitalization-Phase 2 of 3	Tanana Valley	8,000.0	29,600.0
Critical Electrical Distribution	Fairbanks	13,500.0	43,100.0
Atkinson Power Plant Critical Utilities Revitalization	Fairbanks	6,200.0	49,300.0
Upper Dormitory Emergency Egress Code Corrections	Fairbanks	1,600.0	50,900.0
Fairbanks Main Campus Wide Roof Replacement	Fairbanks	2,500.0	53,400.0
Campus Wide Storm Water Upgrades	Fairbanks	950.0	54,350.0
North Tanana Loop Road Completion	Fairbanks	3,500.0	57,850.0
Eielson/Signers' Hall Code Corrections	Fairbanks	7,000.0	64,850.0
Patty Center Gymnasium Bleachers Renewal	Fairbanks	650.0	65,500.0
Lola Tilly Food Refrigeration Emergency Power	Fairbanks	300.0	65,800.0
Elvey Building Renewal	Fairbanks	250.0	66,050.0
ADA Compliance Ongoing Campus Wide	Fairbanks	1,600.0	67,650.0
Patty Center Revitalization	Fairbanks	350.0	68,000.0
Elevator Modernization Upgrades-Phase 4 of 7	Fairbanks	500.0	68,500.0
Cooperative Extension Service Building Deferred Renewal	Fairbanks	400.0	68,900.0
Campus Wide Asbestos Abatement Phase 2 of 8	Fairbanks	350.0	69,250.0
Student Services Renewal -Student Union and Original Bookstore	Fairbanks	250.0	69,500.0
Arctic Health Fire Sprinklers Phase 3 of 3	Fairbanks	300.0	69,800.0
O'Neill Building Evaluation	Fairbanks	250.0	70,050.0
Original Duckering Ventilation Completion	Fairbanks	1,500.0	71,550.0
Power Plant Code Corrections Phase 3 of 3	Fairbanks	3,500.0	75,050.0
Campus Wide Fire Alarms	Fairbanks	820.0	75,870.0
Exterior Pathway and Roadway Lighting Replacement	Fairbanks	1,600.0	77,470.0
Irving 1 Code Corrections	Fairbanks	500.0	77,970.0
Gruening Code Corrections	Fairbanks	500.0	78,470.0
Physical Plant Code Corrections Phase 3 of 3	Fairbanks	4,250.0	82,720.0
Fine Arts Code Corrections Phase 3 of 3	Fairbanks	500.0	83,220.0
Campus Wide Building Electrical Code Compliance	Fairbanks	1,250.0	84,470.0
Pedestrian and Vehicular Access Infrastructure Improvements	Fairbanks	1,300.0	85,770.0
Salisbury Theatre Renovation	Fairbanks	2,400.0	88,170.0
Campus OIT Machine Room Renovations	Fairbanks	1,100.0	89,270.0
Palmer Farm Seed Building Seismic and Building Code Upgrade	Mat-Su	2,000.0	91,270.0
Additional Identified Deferred Renewal Need		441,459.6	532,729.6
<b>UAF Community Campuses</b>			
Northwest Campus Critical Deferred Renewal	Nome	3,500.0	3,500.0
Kuskokim Campus Code and ADA	Bethel	5,000.0	8,500.0
Kuskokim Campus Electrical Renovations	Bethel	500.0	9,000.0
Kuskokim Campus HVAC and Boiler	Bethel	2,000.0	11,000.0
Chukchi Campus Renewal	Kotzebue	3,000.0	14,000.0
Interior Aleutians Campus Harper Building Renovations	Fairbanks	1,000.0	15,000.0
Interior Aleutians Campus Rural Education Center Renovations	Tok	79.9	15,079.9
Additional Identified Deferred Renewal Need		10,390.7	25,470.6

This MAU projects list represents the identified inventory of renewal and renovation needs in priority order. The project inventory is significantly higher than the \$50M and \$70M system-wide requests for the current year. The MAU project narratives on pages 36-48, provide a brief description of requests that can be funded within the \$50M and \$70M funding request levels.



**University of Alaska**  
**FY09 Priority R&R Projects by MAU**  
(in thousands)

Project Name	Campus	State Approp.	Cumulative Total
<b>UA Juneau Campus</b>			
Anderson Renovation	Juneau	10,200.0	10,200.0
Hendrickson Remodel and Renovation	Juneau	2,910.0	13,110.0
Student Housing Roof Replacement	Juneau	1,500.0	14,610.0
Auke Lake Way Campus Entry Improvements & Road Realignment	Juneau	2,560.0	17,170.0
Whitehead Computer Room Upgrade	Juneau	240.0	17,410.0
Technology Education Center Diesel Lab Renovation	Juneau	460.0	17,870.0
Additional Identified Deferred Renewal Need		1,476.7	19,346.7
<b>UAS Community Campuses</b>			
Paul Building Roof Replacement	Ketchikan	450.0	450.0
Sitka Hangar Code Corrections	Sitka	4,700.0	5,150.0
Additional Identified Deferred Renewal Needs		479.3	5,629.3
<b>Statewide</b>			
OIT Upgrade Butrovich Data Center - Phase 1 of 2 (\$1M UAR)	Fairbanks	500.0	500.0
OIT Butrovich Computer Facility Backup Generator	Fairbanks	1,750.0	2,250.0
Additional Identified Deferred Renewal Need		1,770.0	4,020.0
<b>Administrative Equipment</b>		7,033.2	7,033.2
<b>Academic Equipment</b>		1,066.0	1,066.0

This MAU projects list represents the identified inventory of renewal and renovation needs in priority order. The project inventory is significantly higher than the \$50M and \$70M system-wide requests for the current year. The MAU project narratives on pages 36-48, provide a brief description of requests that can be funded within the \$50M and \$70M funding request levels.

## **Maintaining Existing Facilities and Equipment R&R Annual Requirement and Backlog Reduction**

UA's Annual Facility and Equipment Renewal, Renovation (R&R) and Code Compliance request of \$50M from state funds represents approximately 3 percent of UA's facilities adjusted value. UA's Deferred Maintenance (DM) Reduction plan request of \$70M each year for six years is necessary to reduce the deferred maintenance backlog to a reasonable level. The \$50M annually and the \$70M each year for six years will provide the necessary funding to bring UA's facilities to current standards, code, and programmatic need. The highest priority projects by MAU are listed below.

### **UA Anchorage Campus**

**Distribution (Annual: \$9,161.2, Backlog: \$15,035.8)**

- **UAA Campus Roof Replacement**

FY09 (GF: \$5,000.0, Total: \$5,000.0)

FY10-FY14 (GF: \$12,500.0, Total: \$12,500.0)

UAA will systematically address roofing replacement by re-roofing 5 percent of the buildings each year. This will fund two years of roofing projects and two buildings at Kenai Peninsula College. FY08 funds were used for the top two roofing priorities which were the Student Union and the original portion of the Library building.

- **UAA Fire Alarm Panel Upgrade**

FY09 (GF: \$500.0, Total: \$500.0)

FY10-FY14 (GF: \$1,000.0, Total: \$1,000.0)

The majority of the buildings on the UAA campus are currently operating with the original fire alarm systems that were installed when the buildings were constructed. Buildings on West Campus are approaching 35 years old. The existing fire alarm systems do not provide the level of technology offered today. Replacement components of the existing systems are no longer manufactured and/or the components no longer carry UL listings. Notification system requirements under the American Disabilities Act cannot be easily retrofitted into the existing systems. The analog addressable fire alarm systems have superior features and flexibility for future code requirements. These systems also allow sensitivity adjustments of individual devices from the control panel, reducing the incidences of nuisance alarms and will reduce maintenance time locating a single malfunctioning sensor.

- **UAA Gas Extraction System at Merrill Field**

FY09 (GF: \$621.0, Total: \$621.0)

The UAA Aviation Technology Center and adjacent hangar property are built over the abandoned Municipality of Anchorage (MOA) landfill. Due to the gases that permeate from the soil from decaying trash, the MOA requires each parcel to have a landfill gas management plan. This plan is required in order to pave the building parking lot which is currently gravel and requires continual effort and expense to maintain. This request is for funding for the design and construction of a landfill gas management system and pavement of the parking lot at the Aviation Technology Center and adjacent hangar property.

## FY09 Capital Budget Request Narratives

- **UAA Campus HVAC Upgrades**

FY09 (GF: \$2,000.0, Total: \$2,000.0)

FY10-FY14 (GF: \$2,000.0, Total: \$2,000.0)

As the campus buildings age, many of the building systems require replacement and upgrading. The HVAC systems in many of the campus buildings fall into this category; however, replacement parts for many of the HVAC units are no longer available. This project will replace boilers, fans, deficient VAV boxes and upgrade the building automation system controls. Also included is the upgrading of a number of air-conditioning units for student computer labs and the Allied Health Sciences Building air conditioning.

- **UAA Electrical Feeder/Panel Upgrade**

FY09 (GF: \$250.0, Total: \$250.0)

The majority of the buildings on the UAA campus are still operating under original electrical service and associated panels and components that were installed when the buildings were constructed. Buildings on the West Campus are approaching 35 years old and the buildings on East Campus are not far behind. The existing electrical service and associated panels and components do not provide the level of technology offered today. Replacement components of the existing panels are hard to find or are no longer manufactured. The existing electrical service for many buildings has reached its maximum capacity and cannot be expanded to meet the increasing demands created by increasing enrollment and expanding curriculum.

- **UAA EM1 and EM2 Piping Replacement**

FY09 (GF: \$1,500.0, Total: \$1,500.0)

FY10-FY14 (GF: \$1,500.0, Total: \$1,500.0)

The Energy Modules (EM1, EM2) provide heating and cooling services for a number of campus facilities. This project will replace the EM piping and valves, underground heating and cooling piping between the EM modules and connected buildings and repair the above-ground heating and cooling piping, valves fitting and associated equipment in the connected buildings.

- **UAA Elevator Code Upgrades**

FY09 (GF: \$750.0, Total: \$750.0)

FY10-FY14 (GF: \$1,500.0, Total: \$1,500.0)

UAA Facilities & Campus Services manages the operations and maintenance of an inventory of more than 30 elevators and lifts. Based on a recent condition survey, the elevators within 17 buildings were identified as needing upgrades to meet ADA and code requirements. These repairs, upgrades and reconditions would be phased over three years. The upgrades are critical to improved reliability of the lifts and will improve the mechanical and electrical components of the elevator for energy efficiency.

## FY09 Capital Budget Request Narratives

- **UAA Bookstore/Student Union/Wells Fargo Megaplex Renewal**  
FY09 (GF: \$8,560.0, NGF: \$3,000.0, Total: \$11,560.0)  
This is a major renewal project for the existing campus megaplex structure, including the Bookstore, Wells Fargo Sports Complex and the Student Union. The project will fund urgently needed improvements to a complex that was built in 1977. Renewal items include mechanical/electrical systems, fire alarm systems, and accessibility, reorienting program functions for maximum space efficiency and utilization, and aesthetic improvements. Student enrollment, PE course offerings, and public use of the facility have grown dramatically since the building was originally sized and designed. The project is in keeping with the UAA master plan as a priority for the 2003 thru 2013 timeframe.
  
- **UAA Fine Arts Mechanical System Renewal**  
FY09 (GF: \$6,500.0, Total: \$6,500.0)  
FY10-FY14 (GF: \$7,500.0, Total: \$7,500.0)  
The major mechanical systems of the Fine Arts Building are no longer providing adequate heating and cooling of the offices and classrooms; nor are these systems providing appropriately conditioned ventilation and make up air to the shops, labs and studios. This project will remodel the building's HVAC systems, resulting in fully operational and streamlined HVAC systems that meet current mechanical code, indoor air quality standards and provide a properly controlled educational environment for staff, faculty, and students, as well as a properly controlled storage environment for educational material, furnishings, musical instruments and equipment.

### UAA Community Campuses

**Distribution (Annual: \$1,797.1, Backlog: \$2,949.4)**

- **UAA Community Campus Fire Systems Upgrade**  
FY09 (GF: \$500.0, Total: \$500.0)  
The existing generation of fire detection and alarm systems at Mat-Su College and Kodiak College are no longer supported by the manufacturer and cannot be upgraded. This project replaces components to an addressable fire alarm system. These systems have superior features and flexibility for code requirements.
  
- **UAA Community Campus Cable Plant Renewal**  
FY09 (GF: \$1,782.0, Total: \$1,782.0)  
Community campus network cabling and fiber systems are inadequate to meet current and future needs. They have evolved over years without structured planning or maintenance. Telephone and data network services, which depend upon the systems, have been seriously impacted. This project is a major renewal project for the campus cable plants at KPC (Kenai and Homer), Mat-Su, PWSCC, and Kodiak College.

## FY09 Capital Budget Request Narratives

- **UAA Community Campus Code/ADA Projects**

FY09 (GF: \$448.2, Total: \$448.2)

This request is for funds to address minor code and ADA projects at two community campus sites: Kenai Peninsula College and Prince William Sound Community College. The projects include items such as air quality improvements in a welding lab, replacement of ADA door closures, ADA compliant signage, emergency call box/telephones, and stair rail replacement.

- **UAA PWSCC Wellness Center/Student Life Renewal**

FY09 (GF: \$3,240.0, Total: \$3,240.0)

The PWSCC Wellness Center is a major community service facility provided by the college for students, faculty, staff and the community of Valdez. The recent repair of the Wellness Center roof has resolved the source of extensive water damage to the building and now allows the interior of the building to be fixed after several years of accumulated water damage. In addition, there is an accumulation of deferred capital renewal throughout the facility.

### UA Fairbanks Campus & TVC

**Distribution (Annual: \$24,732.2, Backlog: \$40,591.4)**

- **UAF Fairbanks Campus Main Sanitary Waste Line Repairs**

FY09 (GF: \$3,100.0, Total: \$3,100.0)

FY10-FY14 (GF: \$2,600.0, Total: \$2,600.0)

Much of the sewer main piping on campus is original woodstave piping dating back nearly 60 years. These mains, though not at full capacity, have far exceeded their useable life. The project will replace several thousand feet of sewer main piping with new modern materials that will last much longer than 60 years.

- **UAF Arctic Health Research Building Deferred Renewal - Phase 2 of 4 for Initiative Programs**

FY09 (GF: \$18,500.0, Total: \$18,500.0)

FY10-FY14 (GF: \$37,000.0, Total: \$37,000.0)

Built over 40 years ago, AHRB has an ever increasing list of deferred renewal projects that are now affecting critical research and teaching in the building. Major renewal and renovation work must occur now to keep the building available for occupation and full use. Phase 1, funded in FY07, will complete a revitalization of the eastern wing of the building by January 2008. Phase 2 work will renovate portions of the building scheduled to be vacated in 2009 by the State of Alaska Public Health Lab and the recently vacated animal holding quarters. Renewal of the building is key to teaching the next generation of resource managers and agricultural scientists. Research conducted in the labs provides critical seed and weed data to farmers in Alaska, which is important to the sustainability of food production in the state. Fisheries research performed in the building, specifically connected to Alaskan coastal and Bering Sea regions, provides managers and fishermen significant information about the health and population of many harvested species. UAF is one of only a handful of institutions performing medical research on the cause, effects, and spread of the Avian Flu disease: all of it occurring in the 45-year old labs in the building.

## FY09 Capital Budget Request Narratives

- **UAF TVC 604 Barnette Exterior Envelope and Space Revitalization-Phase 2 of 3**  
FY09 (GF: \$8,000.0, Total: \$8,000.0)  
FY10-FY14 (GF: \$14,000.0, Total: \$14,000.0)  
TVC's 604 Barnette facility is in critical need of major systems upgrades to ensure the reliable and efficient delivery of programs focused on key Alaskan industries. The project replaces the aged mechanical and electrical systems within the old Fairbanks Courthouse, upgrades the exterior envelope, and completes seismic corrections, as well as revitalizes the interior spaces to meet TVC's rapidly expanding program needs.
  
- **UAF Critical Electrical Distribution**  
FY09 (GF: \$13,500.0, Total: \$13,500.0)  
FY10-FY14 (GF: \$19,200.0, Total: \$19,200.0)  
The existing electrical distribution system at UAF is nearly 50 years old. With the completion of several new facilities, the antiquated equipment could be stretched beyond its capabilities and begin to fail. To ensure campus power is not shut down, major upgrades must be made to replace the ancient switchboard and cabling and bring the campus distribution back into code compliance.
  
- **UAF Atkinson Power Plant Critical Utilities Revitalization**  
FY09 (GF: \$6,200.0, Total: \$6,200.0)  
FY10-FY14 (GF: \$8,650.0, Total: \$8,650.0)  
The UAF power plant is a co-generation facility that provides electrical power, domestic and firefighting water, and steam for heating buildings. The plant is over 40 years old and many components have well exceeded their useful life. This project will address revitalization of the highest priority utilities deficiencies on the UAF Main Campus. Power Plant renewal items will include the steam and electrical system and water system. Avoiding a major utility catastrophe is the primary project objective.
  
- **UAF Upper Dormitory Emergency Egress Code Corrections**  
FY09 (GF: \$1,600.0, Total: \$1,600.0)  
Current egress from the upper dormitories is obstructed by failing doors, stain glass windows, and deteriorating sidewalks and stairs. Currently, no ADA access exists for the upper dorms at the main entrance. When disabled students, students and community members arrive, they must be dropped off at the side of the building, which places them several hundred feet from the main entrance.

## FY09 Capital Budget Request Narratives

- **UAF Fairbanks Main Campus Wide Roof Replacement**  
FY09 (GF: \$2,500.0, Total: \$2,500.0)  
FY10-FY14 (GF: \$1,400.0, Total: \$1,400.0)  
UAF's last major roof replacement project started in 1994, over 13 years ago. Although that project replaced several roof systems on major buildings, there are many large campus structures that still have their original roof systems. As buildings on campus age and do not receive adequate R&R funding, roofing system repairs only offer a band-aid solution to a long term problem. Funding is required for a multi-year project to replace roofs that have surpassed their useable life and are at risk of complete failure.
  
- **UAF Campus Wide Storm Water Upgrades**  
FY09 (GF: \$950.0, Total: \$950.0)  
FY10-FY14 (GF: \$2,200.0, Total: \$2,200.0)  
Campus growth and an ever-changing regulatory environment require the modification and upgrade of campus storm water handling infrastructure. Based on the June 1, 2005 EPA MS-4 permit regarding storm water discharge, UAF will be required to install storm water collection infrastructure for buildings and streets by 2009.
  
- **UAF North Tanana Loop Road Completion**  
FY09 (GF: \$3,500.0, Total: \$3,500.0)  
This project will complete Tanana Loop, the roadway that circles the campus. The project will also create safe and attractive pedestrian walkways close to the roadway for non-motorized users. Existing roads will be resurfaced and sidewalks will be replaced to maintain ADA compliance.
  
- **UAF Eielson Building/Signers' Hall Code Corrections**  
FY09 (GF: \$7,000.0, Total: \$7,000.0)  
As the two oldest facilities on the UAF campus, Eielson and Signers' do not have ventilation systems and experience problems maintaining comfortable temperatures in occupied zones. Other code corrections work will provide adequate exit pathways for building occupants and students.
  
- **UAF Patty Center Gymnasium Bleachers Renewal**  
FY09 (GF: \$650.0, Total: \$650.0)  
The existing Patty Gym bleachers are original to the building and as such have far surpassed their useable life. Costs to renovate the existing bleachers exceed the cost to replace seating. Retractable bleachers will be installed to allow practice facilities for UAF's NCAA basketball and volleyball teams and adequate seating for their games.

**UAF Community Campuses**

**Distribution (Annual: \$855.3, Backlog: \$1,403.8)**

○ **UAF Northwest Campus Critical Deferred Renewal**

FY09 (GF: \$3,500.0, Total: \$3,500.0)

This request will replace and/or upgrade the steel pilings supporting the Nagozruk and Emily Brown Library buildings. The buildings are 25 years old and 33 years old respectively and the structural steel piles are corroding and deteriorating due to exposure to the elements. Large pieces of the pilings have fallen off and temporary foundations have been constructed to prevent imminent failure. Additional work to be accomplished includes insulating the sub-ceiling and roof of the Nagozruk Building. Replacing pilings and adding insulation will prolong the life of these buildings and reduce heating costs.

**UAS Juneau Campus**

**Distribution (Annual: \$10,200.0, Backlog: \$3,004.3)**

○ **UAS Anderson Renovation**

FY09 (GF: \$10,200.0, Total: \$10,200.0)

This project is a consequence of two circumstances. One is the move of the UAF School of Fisheries and Ocean Sciences out of the Anderson Building to a new Lena Point facility in 2008. The second circumstance is the 30-year old condition of the Anderson Building and the need to reconfigure the space for new technical and academic needs. The project will include classroom, laboratory, faculty office, and research spaces (\$7.2M), as well as construction of a pedestrian crossing of Glacier Highway (\$2M) and acquisition of adjacent property (\$.5M) and construction of additional parking (\$.5M). Funding received in FY08 (\$.5M) will provide for planning and begin design.

○ **UAS Hendrickson Remodel and Renovation**

FY09 (GF: \$2,910.0, Total: \$2,910.0)

This project will renew and remodel the Hendrickson Building and the Hendrickson Annex to provide more effective use of the space, provide building code mandated restrooms and fire sprinklers, pave the parking lot, replace or renew building heating and ventilation systems and interior finishes.

**UAS Community Campuses**

**Distribution (Annual: \$450.0, Backlog: \$1,619.7)**

○ **UAS Paul Building Roof Replacement**

FY09 (GF: \$450.0, Total: \$450.0)

The existing Paul Building roof is over 35 years old and is beginning to show signs of failure. This project would remove the existing roof and install additional roof insulation to reduce future energy consumption. The cost estimate is based on similar recent roofing bids.



## FY09 Capital Budget Request Narratives

- **UAS Sitka Hangar Code Corrections**

FY09 (GF: \$4,700.0, Total: \$4,700.0)

Funding is necessary to construct area separations between conflicting vocational spaces and install code compliant mechanical, electrical and fire systems in the open hangar area of the Sitka Campus facility.

### **Statewide**

**Distribution (Annual: \$804.2, Backlog: \$1,395.7)**

- **Statewide OIT Upgrade Butrovich Data Center - Phase 1 of 2**

FY09 (GF: \$500.0, NGF: \$1,000.0, Total: \$1,500.0)

The number of servers and storage devices installed in the Butrovich Data Center has increased to a point where space, electrical power and cooling have approached their maximum capacity. Newer systems provide higher performance in a smaller physical package but require more electrical power and cooling per square foot. An expansion of the existing area is necessary to provide additional space and adequately power and cool the increase of servers and storage systems.

- **Statewide OIT Butrovich Computer Facility Backup Generator**

FY09 (GF: \$1,750.0, Total: \$1,750.0)

This system will provide self-contained backup power for the UA Butrovich Computer Facility and a total 1,250 kW of uninterruptible power to the computer, communications systems and computer facility equipment in the event of a utility power loss. This will ensure the continued operation of the computer facility and allow for extended operation without a catastrophic loss of hardware, software or data.

### **Equipment R&R**

**Distribution (Annual: \$2,000.0, Backlog: \$4,000.0)**

- **Administrative**

Funding for this request is necessary to replace systems and infrastructures used in the transmission and retrieval of information. Advances in technology have made the way in which the university administers its electronic information obsolete and inefficient. This request would fund projects that would enhance program delivery to students, support research, and promote data security. Projects to be addressed with this funding would include an upgrade to the statewide digital archives, replacement of video-conferencing and enterprise server equipment, and a data center contingency plan.

## FY09 Capital Budget Request Narratives

- **Academic**

To meet the growing demands to train Alaskans for today's jobs, instructional equipment and equipment to support portable teaching technologies for several vocational and technical programs is needed systemwide. Training for high demand jobs is a high priority for the UA system. Several new programs have been instituted in transportation, engineering, health, and education; and departments across the system provide the general education and discipline specific support classes that enable students to complete their certificates and degrees at all levels. Projects such as laboratory equipment to support high demand job programs, instructional equipment for vocational and technical programs and technologies to support distance delivery applications will be addressed.

### **New Construction**

- **UAF BioSciences Facility Phase 1 of 2 (BIOS)**

FY09 (GF: \$66,000.0, Total: \$66,000.0)

FY10-FY14 (GF: \$47,000.0, Total: \$47,000.0)

The Biosciences Facility (BIOS) will provide critical instructional classrooms and research lab space for life sciences such as medicine and pre-medicine/veterinary, wildlife biology, physiology, ecosystem and global change science, evolutionary biology, and population genetics. Alaska and the BIOS building in particular are located in a unique setting that enhances the abilities of medical research. The climate, animals, and indigenous peoples provide key elements of a worldwide effort to discover cures for many terrible diseases. By constructing BIOS in the interior of Alaska, the distinctive science intensive building will create a center for advancing medical and life sciences learning and discovery and place Alaska in a position to become a world leader in biological sciences and medical research. FY09 funding will complete design, construction and build out one of three floors. FY10 funding will build out the other two floors.

- **UAA Health Sciences Building**

FY09 (GF: \$46,000.0, Total: \$46,000.0)

UAA is uniquely situated, surrounded by two of the largest hospital complexes in Alaska. As the U-Med District grows, partnerships with neighboring institutions continue to emerge. For the past three years, the University has been in discussion with neighboring institutions about partnering for joint-use healthcare training facilities. This facility is envisioned as an 80,000 gsf building to be located on the land parcel UAA received in the 2005 land trade with Providence Hospital. In FY08, \$.5M was appropriated for planning, which is going on currently. FY09 funding will provide \$40M for construction of the building and \$6M for infrastructure development of the site in preparation of development of the entire site in accordance with the Master Plan.

### **Small Business Development Center**

- **UAA Small Business Development Center**

FY09 (GF: \$550.0, Total: \$550.0)

FY10-FY14 (GF: \$2,900.0, Total: \$2,900.0)

The Alaska Small Business Development Center (ASBDC) is a statewide business assistance program. The services it offers to small businesses are not duplicated or provided by any other agency or organization. The primary emphasis of the program is in-depth, quality business counseling. Through professional counseling, small businesses are assisted in solving problems concerning operations, manufacturing, engineering technology exchange, accounting, business strategy development and other productivity and management improvement. The individual business counseling is supplemented with quality business training designed to improve the skills and knowledge of existing and prospective small business owners/managers.

### **FY09 Additional Capital Funding Requirements (not prioritized)**

- **UAA Student Recreation Center**

FY09 (GF: \$15,000.0, NGF: \$5,000.0, Total: \$20,000.0)

The Student Recreation Center is a new facility designed to address the sports and recreation needs of UAA's growing student population. Students have repeatedly expressed a strong desire for recreational facilities on campus and close to student housing. The existing Wells Fargo Sports Complex was built in 1977 and is drastically undersized to serve the campus needs for sports and recreation programs and activities and has limited potential for expansion. After a thorough space, program, and site review, UAA has created a concept for inclusion of student recreation space and selected physical education course facility requirements into a new Student Recreation Center project for the Anchorage campus. The project is envisioned as a 50,000 gsf facility featuring cardiovascular training areas, strength training areas, free weights, a climbing wall, multipurpose studios for classes (aerobics, spinning, yoga, pilates, etc.), classrooms, student gathering spaces, locker rooms, program and building support space.

- **UAA Student Housing - Phase 2**

FY09 (GF: \$9,720.0, NGF: \$7,900.0, Total: \$17,620.0)

Funding for this project will support the construction of a new student residence hall north of Sharon Gagnon Lane. The new building will provide approximately 200 additional beds to be built in the same style and design as the three residence hall buildings completed and occupied by UAA in 1998. UAA is currently engaged in a code review and necessary refinements to the original design that was done in accordance with the 1994 Uniform Building Code.

- **UAF Alaska Region Research Vessel Dock and Marine Center Facilities**

FY09 (GF: \$20,250.0, Total: \$20,250.0)

FY10-FY14 (GF: \$22,350.0, Total: \$22,350.0)

Along with the growing interest in marine research, and the arrival of the new UAF Alaska Region Research Vessel, comes an equally important renovation and expansion of the Seward Marine Center (SMC) facilities. Additional ship and shore-side support will be required for the larger craft. Expanded storage and lab space, additional research and administrative offices, and most importantly, a new bulkhead and dock to moor vessels, are congruent parts of a concept plan that will establish an adequate physical plant at the SMC. With the additional space and renovations, SFOS can achieve its goals of becoming a center of excellence in fisheries and ocean sciences throughout the waters of the northern latitudes. The project also affects the fisheries industries by providing marine biologists and fishermen alike critical data on the health and population of various species of harvested fish and crab. Jobs in the fisheries industries are key to Alaska's future.

- **UAF Alaska Region Research Vessel Additional Receipt Authority**

FY09 ( NGF: \$45,000.0, Total: \$45,000.0)

In FY05, UAF was given receipt authority up to \$80M for National Science Foundation funding to purchase a new research vessel. The NSF funding became available in the fall of 2007 and has increased to accommodate inflation and changes in scope of work over the past few years. Additional receipt authority is needed to accept the NSF funding and the new research vessel.

- **Statewide UA Broadband Internet Connectivity**

FY09 (GF: \$20,000.0, NGF: \$10,000.0, Total: \$30,000.0)

The university lacks the high performance connectivity the national and international research and engineering networks increasingly require to compete for federally funded research. The university also lacks sufficient network capacity to all of its campuses and research centers across the state. The university is requesting \$30M in order to engage in a long term agreement for network capacity to the nation's research community and to increase network capacity within the state.

- **Statewide UA Receipt Authority Planning, Design, and Capital Projects**

FY09 ( NGF: \$20,000.0, Total: \$20,000.0)

This request allows the university to take advantage of alternative funding sources for planning, design and capital projects. This is an estimation of potential receipt authority needed for FY09-FY10 at the main and community campuses.

**Planning for New Facilities (not prioritized)**

Planning funds, for facilities necessary to accommodate program growth, student life, and campus services are being requested in FY09. Efforts are underway to increase the enrollment in degree and certificate programs related to state high demand jobs and additional space will be necessary to support these programs.

- **UAF Engineering, Energy, and Technology Building (planning)**

FY09 (GF: \$2,500.0, Total: \$2,500.0)

FY10-FY14 (to be determined)

Since the combination of the School of Engineering and the School of Mineral Engineering, space in the Duckering Building has become short in supply and high in demand. A critical need exists for expanded teaching and research laboratory space as both programs continue to grow. Completion of a new engineering facility addition will foster continued growth in engineering academics, research, and job training for future engineers to benefit Alaska's construction, oil and gas industries. A study will be conducted to determine the scope of the facility requirements based on additional labs, classrooms and research space needed to support the demand for expansion of the engineering program. Planning funds are being requested in FY09.

- **UAF University Fire Department Station #1 (planning)**

FY09 (GF: \$800.0, NGF: \$500.0, Total: \$1,300.0)

FY10-FY14 (GF: \$7,200.0, Total: \$7,200.0)

Constructed in 1964, the Whitaker Building is the current home for the University Fire Department, University Police Department, and University Dispatch center. Though critical in nature, the current facility fails to meet current seismic building code and is in need of replacement. The fire department also needs to expand to meet the increasing demand put on its emergency services. The new building will enhance the current academic programs in Fire Science. Planning funds are being requested in FY09.

- **UAF Chukchi Campus Building Addition (planning)**

FY09 (GF: \$600.0, Total: \$600.0)

FY10-FY14 (GF: \$6,000.0, Total: \$6,000.0)

The Chukchi Campus Building addition will provide space for the delivery of distance education and house the current collection of reference materials and books for the entire campus. The addition for the learning center and consortium library will provide much needed space for students and the community and provide access to a large collection of books and reference materials. The library currently houses over 15,000 items in their collection, yet the current setting is woefully inadequate. Planning funds are being requested in FY09.

## FY09 Capital Budget Request Narratives

- **UAA Engineering Building Addition/Expansion (planning)**

FY09 (GF: \$2,000.0, Total: \$2,000.0)

FY10-FY14 (to be determined)

The Engineering building addition/expansion would accommodate new and existing program growth and allow for the consolidation of engineering programs taught elsewhere on campus. The project is included in the UAA Master Plan approved by the Board of Regents in June 2004, which calls for an additional 21,600sqft. Since the master plan was approved, additional programs have been added which will drive additional specialty space requirements. A study will be conducted to determine the scope of the facility requirements such as whether it should be an addition, expansion or a new building. This study will determine which alternative would best accommodate labs, classrooms, and research spaced needed to support the growing demand of the engineering programs. Planning funds are being requested in FY09.

- **UAA Mat-Su College Joint Library/Auditorium (planning)**

FY09 (GF: \$2,000.0, Total: \$2,000.0)

FY10-FY14 (GF: \$18,000.0, Total: \$18,000.0)

The Matanuska-Susitna Borough has proposed a dual use facility consisting of a library and a 1000-1500 seat auditorium. The initial conception of this building is a two wing building with each wing being a library. One wing would be the college library with the other serving as a central borough library. This design enables each library wing to function and be staffed separately, since each has different metrics to measure success. There would be a common area between the two library wings. This common area would also serve as a lobby area for the auditorium. The borough has focused on raising funds for such a facility, currently targeting \$22M from local and federal sources. The UAA portion would also be \$20M plus the land. This type of facility is very much in concert with UAA's strategy of public engagement. Planning funds are being requested in FY09.

- **UAA Sports Arena (planning)**

FY09 (GF: \$1,000.0, Total: \$1,000.0)

FY10-FY14 (GF: \$80,000.0, NGF: \$20,000.0, Total: \$100,000.0)

The UAA Sports Arena is a new facility designed to address the sports and recreation needs of UAA's growing student population and the needs of the surrounding Anchorage community consistent with the Anchorage 2020 plan. The project is envisioned as a 7500-seat ice and flexible athletic and public event venue with outdoor game fields and associated parking. The arena facility will house intercollegiate athletic programs, including team meeting rooms, practice and training areas, coaching and administrative offices, and building support spaces. Planning funds are being requested in FY09.

# University of Alaska PERFORMANCE

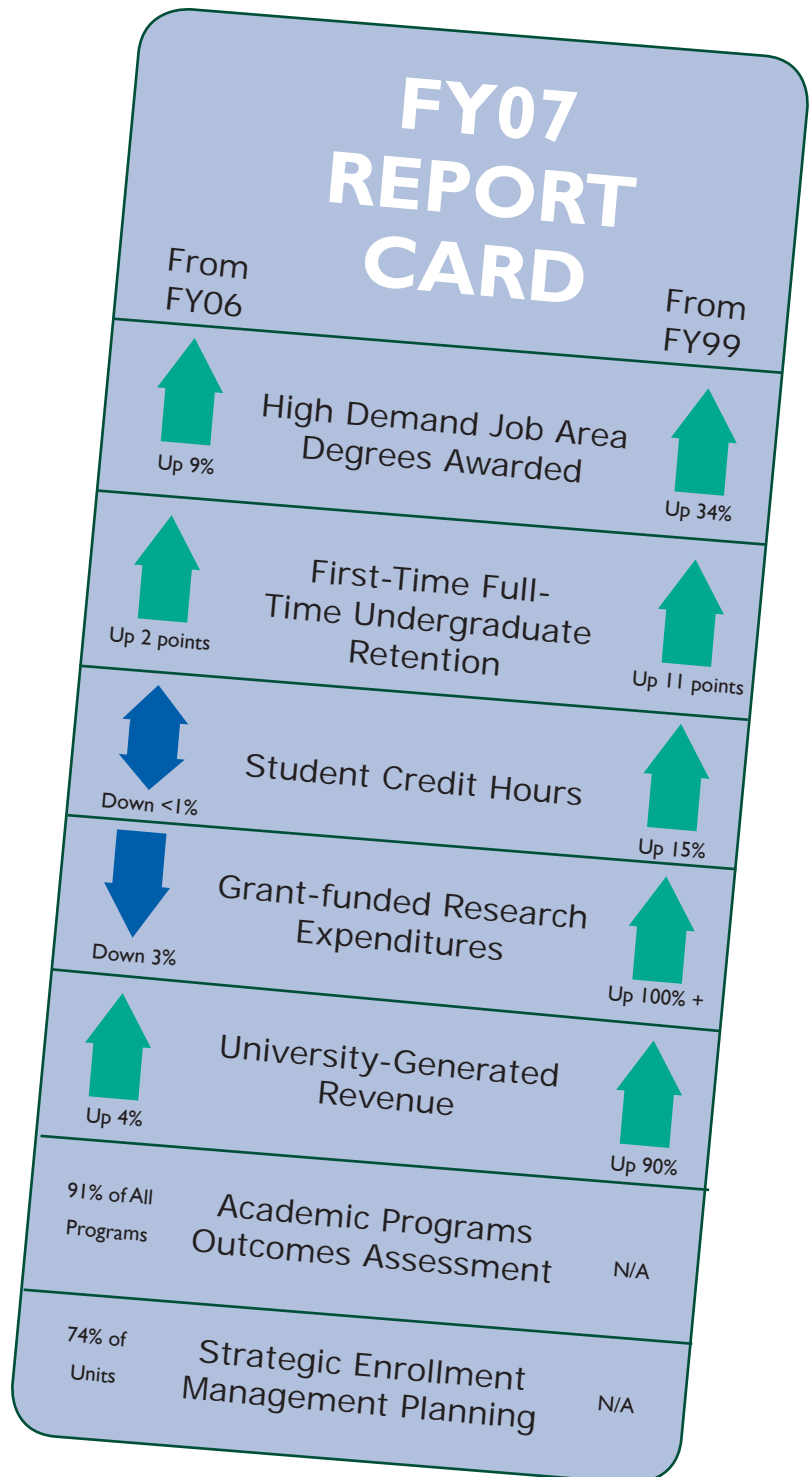
The University of Alaska's Performance-Based Budgeting (PBB) system<sup>1</sup> is a mechanism to recognize progress toward meeting key Board of Regents' strategic goals, as well as resource alignment. PBB has been incrementally integrated into UA's budget process since inception in FY04 and is a driving factor in the operating and capital requests.

The report card to the right shows short- and long-term performance changes for UA's seven common system-wide measures. These measures are necessary, but not sufficient, to describe the breadth and depth of UA activity.

From FY99 to FY07, UA has made significant strides across the board in improving performance on all measures. From FY06 to FY07, ongoing performance increases were observed on all measures except student credit hours and grant-funded research expenditures. Student credit hours peaked in FY04 and have remained within one percent of this level since, while grant-funded research expenditures were at an all-time high in FY06, more than double the FY99 level, before dropping for the first time in FY07.

Overall, the University's long-term progress is the result of several funding mechanisms including: program funds from the State in FY01, FY02 and FY07; annual investment of significant one-time funds; and annual internal reallocations in support of Board of Regents' priorities.

PBB at the University of Alaska has its roots in Senate Bill 281, a performance measures reporting bill entitled *Missions and Measures*, passed in 2000. This effort transitioned to the State of Alaska's *Performance*<sup>2</sup> program in use today. This is the tool the State uses to set goals, measure progress and hold the university accountable to Alaskans for producing results that matter.



<sup>1</sup>For more information on UA's PBB program see: [www.alaska.edu/swbudget/pm](http://www.alaska.edu/swbudget/pm)  
<sup>2</sup>For more details on the State's requirements see: <http://www.gov.state.ak.us/omb/results/>





## Performance Results

Performance-based budgeting (PBB) at the University of Alaska has its roots in Senate Bill 281, a performance measures reporting bill entitled Missions and Measures, passed in 2000. Senate Bill 281 required the University of Alaska to annually measure and report on its success. “The purpose of this act is to state the missions ... to set out performance measures for divisions or programs within divisions (2000).” This mirrored a national rise in performance reporting; today only two states have no performance reporting programs.<sup>1</sup> Across the country, more than 80 percent of state budget offices and 70 percent of all city/county departments are using performance measures.<sup>2</sup>

UA’s primary goal in implementing PBB is the creation of a robust tool to help communicate, drive, and measure progress toward strategic priorities.<sup>3</sup> The university still monitors the 17 performance measures originally required by Missions and Measures, but has reduced the number of performance measures used to influence budget distributions to seven.<sup>4</sup> Today, the State of Alaska requires that all agencies participate in a performance-based budgeting process.

Achieving established performance targets is a driving factor in UA’s operating and capital requests. The general principles for the PBB distribution are: rewarding significant, planned performance where challenging targets and goals were set in support of the Board of Regents’ strategic plan and MAU mission; and achieving this through clearly articulated, executed and evaluated strategies. These principles are viewed in the context of observed fiscal and environmental conditions.

The seven performance measures in use at the University of Alaska are: graduates of degree programs responding to state high demand occupations, student retention, student credit hour enrollment, grant-funded research expenditures, university generated revenue, strategic enrollment management planning and academic program outcomes assessment. Additional performance measures are being considered for operational activities such as partnership and outreach.

In-depth assessments of recent performance for each MAU, accounting for expectations, strategies and mission in addition to proposed targets and goals through FY13 are available online at: <http://www.alaska.edu/swbudget/pm/details.xml>.

An assessment of UA’s performance measures yields many positive results and also provides focus on areas needing improvement and additional investment. The university has set performance targets necessary to address the state’s needs and is on track to meet them, provided continued support is received from the State of Alaska. Targets and goals for the seven performance measures used in UA’s budget process are included in the following table. Performance highlights on these measures follow.

---

<sup>1</sup> Burke, J. C., & Minassians, H. P., 2002.

<sup>2</sup> J. Melkers, K.G. Willoughby, B. James, & J. Fountain, 2002.

<sup>3</sup> See <http://www.alaska.edu/bor/2009Plan/030918plan.doc> for the complete UA Board of Regents’ Strategic Plan 2009.

<sup>4</sup> See the Current Measures section at <http://www.alaska.edu/swbudget/pm/details.xml> for more details on each of the seven performance measures currently in use.

**Table 1. University of Alaska  
Performance-Based Budgeting Performance Measures, FY03-FY13**

Note: The targets and goals listed here are those which best align with historical funding and activity levels and the BOR's FY09 Operating and Capital budget requests.

	FY03 Actuals	FY04 Actuals	FY05 Actuals	FY06 Actuals	FY07 Actuals	FY07 Targets	FY08 Targets	FY09 Goals	FY10 Goals	FY11 Goals	FY12 Goals	FY13 Goals
<b>High Demand Job Area Program Awards</b>												
UAA*	1,132	1,227	1,267	1,350	1,529	1,371	1,575	1,646	1,728	1,815	1,905	2,001
UAF	572	603	640	700	714	704	745	775	810	850	885	920
UAS	155	176	181	197	203	226	245	265	278	289	301	312
<i>Health</i>	487	612	644	676	717	703	753	790	830	872	915	961
<i>Engineering/Construction</i>	112	129	169	211	199	225	232	265	298	330	360	365
<b>High Demand Job Graduates</b>	<b>1,859</b>	<b>2,006</b>	<b>2,088</b>	<b>2,247</b>	<b>2,446</b>	<b>2,301</b>	<b>2,565</b>	<b>2,686</b>	<b>2,816</b>	<b>2,954</b>	<b>3,091</b>	<b>3,233</b>
<b>Percent Change from Prior Year</b>		<b>8%</b>	<b>4%</b>	<b>8%</b>	<b>9%</b>	<b>2%</b>	<b>5%</b>	<b>5%</b>	<b>5%</b>	<b>5%</b>	<b>5%</b>	<b>5%</b>

\* The FY08-FY13 target/goal line shown here is greater than the range originally proposed by UAA.

	FY03 Actuals	FY04 Actuals	FY05 Actuals	FY06 Actuals	FY07 Actuals	FY07 Targets	FY08 Actuals	FY09 Goals	FY10 Goals	FY11 Goals	FY12 Goals	FY13 Goals
<b>FTFT Undergraduate Retention</b>												
UAA	61.1%	64.5%	65.3%	64.4%	67.6%	65%	66.7%	68.0%	68.0%	68.0%	68.0%	68.0%
UAF	66.3%	65.1%	65.4%	63.4%	65.7%	65%	63.9%	66.0%	67.0%	68.0%	69.0%	70.0%
UAS	55.6%	57.1%	64.0%	66.0%	57.5%	65%	51.8%	53.0%	55.0%	57.0%	59.0%	61.0%
<i>Baccalaureate</i>	68.0%	69.8%	71.7%	69.7%	73.0%	72.2%	71.6%	73.3%	74.4%	75.6%	76.7%	77.8%
<i>Baccalaureate Scholars</i>	78.8%	77.6%	82.4%	79.2%	79.6%	78.8%	83.0%	80.0%	81.2%	82.4%	83.6%	84.8%
<b>Retention</b>	<b>62.4%</b>	<b>64.3%</b>	<b>65.1%</b>	<b>64.0%</b>	<b>66.1%</b>	<b>65.0%</b>	<b>64.6%</b>	<b>66.4%</b>	<b>66.9%</b>	<b>67.3%</b>	<b>67.8%</b>	<b>68.3%</b>
<b>Percent Change from Prior Year</b>		<b>3.0%</b>	<b>1.2%</b>	<b>-1.7%</b>	<b>3.3%</b>	<b>1.6%</b>	<b>-2.3%</b>	<b>2.8%</b>	<b>0.7%</b>	<b>0.7%</b>	<b>0.7%</b>	<b>0.7%</b>

Note: FY07 Targets represented a nominal (median) performance level. For UAA, the low, nominal and high FY07 target range was 60.3%, 64.7% and 65.2% respectively, while for UAF this range was 64%, 65% and 66% respectively, and for UAS this range was 64.7%, 65.4% and 65.6%, respectively.

	FY03 Actuals	FY04 Actuals	FY05 Actuals	FY06 Actuals	FY07 Actuals	FY07 Targets	FY08 Targets	FY09 Goals	FY10 Goals	FY11 Goals	FY12 Goals	FY13 Goals
<b>SCH Attempted (Thousands)</b>												
UAA	311	329	331	336	339	346	341	344	347	349	352	354
UAF	173	183	176	174	171	170	172	175	178	181	183	186
UAS	55	51	54	52	49	52	49	50	51	52	53	54
<b>SCH Attempted</b>	<b>533</b>	<b>559</b>	<b>556</b>	<b>558</b>	<b>553</b>	<b>568</b>	<b>562</b>	<b>569</b>	<b>576</b>	<b>582</b>	<b>588</b>	<b>594</b>
<b>Percent Change from Prior Year</b>		<b>5%</b>	<b>-1%</b>	<b>0%</b>	<b>-1%</b>	<b>2%</b>	<b>2%</b>	<b>1%</b>	<b>1%</b>	<b>1%</b>	<b>1%</b>	<b>1%</b>

Note: Historical figures reflect Northern Military campus movement from UAA to UAF Tanana Valley Campus. Figures include year-long courses, which are equivalent to an additional 5,000, 4,700, 4,500, 4,663 and 4,305 SCH at UAF in FY03, FY04, FY05, FY06 and FY07 respectively.

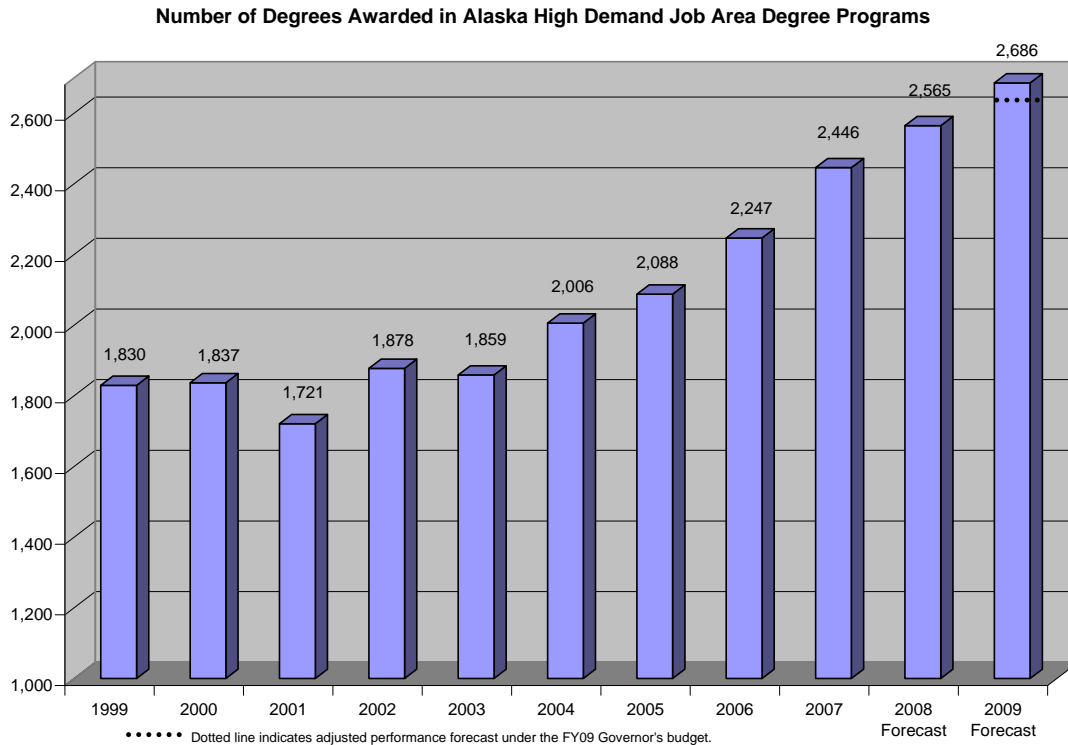
**Table 1. University of Alaska  
Performance-Based Budgeting Performance Measures, FY03-FY13  
Continued**

Note: The targets and goals listed here are those which best align with historical funding and activity levels and the BOR's FY09 Operating and Capital budget requests.

	FY03 Actuals	FY04 Actuals	FY05 Actuals	FY06 Actuals	FY07 Actuals	FY07 Targets	FY08 Targets	FY09 Goals	FY10 Goals	FY11 Goals	FY12 Goals	FY13 Goals
<b>Research Expenditures (Millions)</b>												
UAA	10.2	11.1	11.3	13.7	10.3	13.3	12.2	12.5	12.9	13.3	13.7	14.1
UAF	99.4	103.4	110.7	114.1	112.9	125.0	117.0	121.0	126.0	132.0	145.0	160.0
UAS	1.2	1.0	0.6	0.8	1.2	0.8	1.0	1.0	1.0	1.0	1.0	1.0
<b>Research Expenditures</b>	<b>110.8</b>	<b>115.5</b>	<b>122.6</b>	<b>128.6</b>	<b>124.4</b>	<b>139.1</b>	<b>130.2</b>	<b>134.5</b>	<b>139.9</b>	<b>146.3</b>	<b>159.7</b>	<b>175.1</b>
<b>Percent Change from Prior Year</b>		<b>4%</b>	<b>6%</b>	<b>5%</b>	<b>-3%</b>	<b>8%</b>	<b>5%</b>	<b>3%</b>	<b>4%</b>	<b>5%</b>	<b>9%</b>	<b>10%</b>
<b>University Generated Revenue (Millions)</b>												
UAA	97	104	108	118	122	124	128	135	141	148	156	164
UAF	168	182	194	204	210	217	218	226	235	244	254	264
UAS	17	19	18	20	19	21	19	21	22	23	24	26
SW	11	13	17	22	28	22	22	23	23	24	24	24
<b>University Generated Revenue</b>	<b>293</b>	<b>317</b>	<b>337</b>	<b>364</b>	<b>379</b>	<b>384</b>	<b>387</b>	<b>405</b>	<b>421</b>	<b>439</b>	<b>458</b>	<b>478</b>
<b>Percent Change from Prior Year</b>		<b>8%</b>	<b>6%</b>	<b>8%</b>	<b>4%</b>	<b>6%</b>	<b>2%</b>	<b>4%</b>	<b>4%</b>	<b>4%</b>	<b>4%</b>	<b>4%</b>

## Performance Highlights

- **The number of students graduating with degrees qualifying them to work in Alaska high demand job areas – such as nursing, allied health, behavioral health, engineering, construction management and technology, welding, computer networking, business, accounting, logistics, and many others – is up 9 percent in the last year.**



In FY07 the university generated a total of 2,446 high demand job area (HDJA) degrees, up 199 degrees (9 percent) from the FY06 level; this performance surpassed the FY07 target of a 2.4 percent increase in HDJA degrees awarded. UA has established a target average annual increase of 5 percent from FY08 to FY13 in the number of HDJA degrees awarded resulting in an overall goal of 3,223 degrees in FY13.

Although growth on this measure is expected to remain strong, the FY13 goal represents a relative slow down in degrees awarded, as some new programs reach capacity. Continuing growth on this measure assumes program funding is directed to HDJA programs in the future. Major contributors to this expected growth are engineering, construction, and health programs. It will be necessary to continue focusing resources to maintain the expected level of performance.

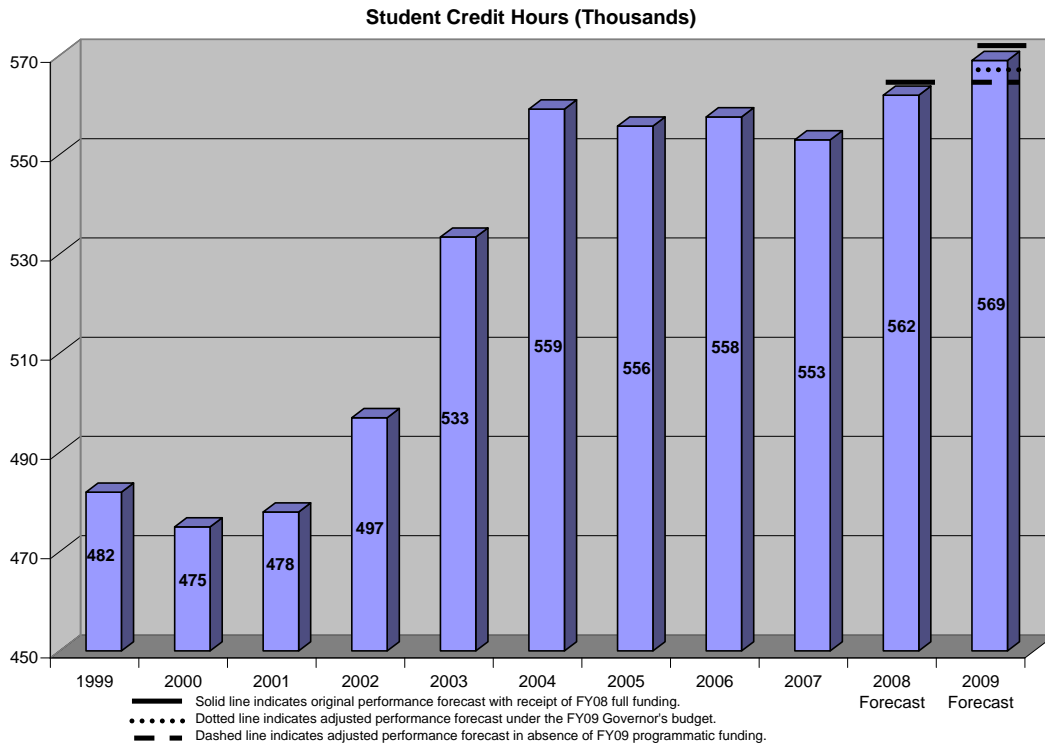
In FY07 UAA increased the number of HDJA degrees awarded from the FY06 performance level by more than 13 percent (179 degrees). This increase well exceeded UAA's FY07 target increase of 4 percent (53 degrees) and represents the second year in a row UAA has exceeded its high target. The future target and goal levels, shown in Table

1, are aligned with historical funding and activity, as well as the expected impact of the FY09 budget request.

UAF increased the number of HDJA degrees awarded by 2 percent (14 degrees) from the FY06 performance level. This increase fell between UAF’s nominal and high FY07 target increases of a 0.6 percent increase and a 5.6 percent increase respectively. From FY04 to FY07, UAF increased the number of HDJA degrees awarded by 18 percent. To meet its FY13 goal, UAF needs to maintain an average annual growth of 4 percent over the next six years.

In FY07 UAS achieved a 3 percent increase (6 degrees) in the number of HDJA degrees awarded from the FY06 level (195 degrees). This performance fell short of UAS’ moderate and modest targets of 16.5 percent (25 degrees) and 10.3 percent (20 degrees) increases respectively. UAS needs to achieve an average annual growth of 9 percent to achieve its FY13 goal. UAS’ primary strategy for continued growth in this area is to raise graduation rates of HDJA students through improved program access (distance-delivery) and improved advising.

➤ **Student credit hour enrollment at the University of Alaska increased nearly 15 percent from FY99 to FY07.**



The UA system’s FY07 target increase of 10,400 student credit hours (SCH) was 2 percent over the FY06 level; however, final student credit hour production for FY07 fell 0.8 percent (-4,300 SCH) from the FY06 level. The UA total in FY07 was 553,000 SCH. Steady enrollment gains will have to be made each year in order to meet future targets

and goals for this performance measure at the system level. The university is forecasting an optimistic, upward enrollment trend in anticipation of positive results stemming from its strategic investments in student recruitment, student success, workforce development and the addition of new academic programs.

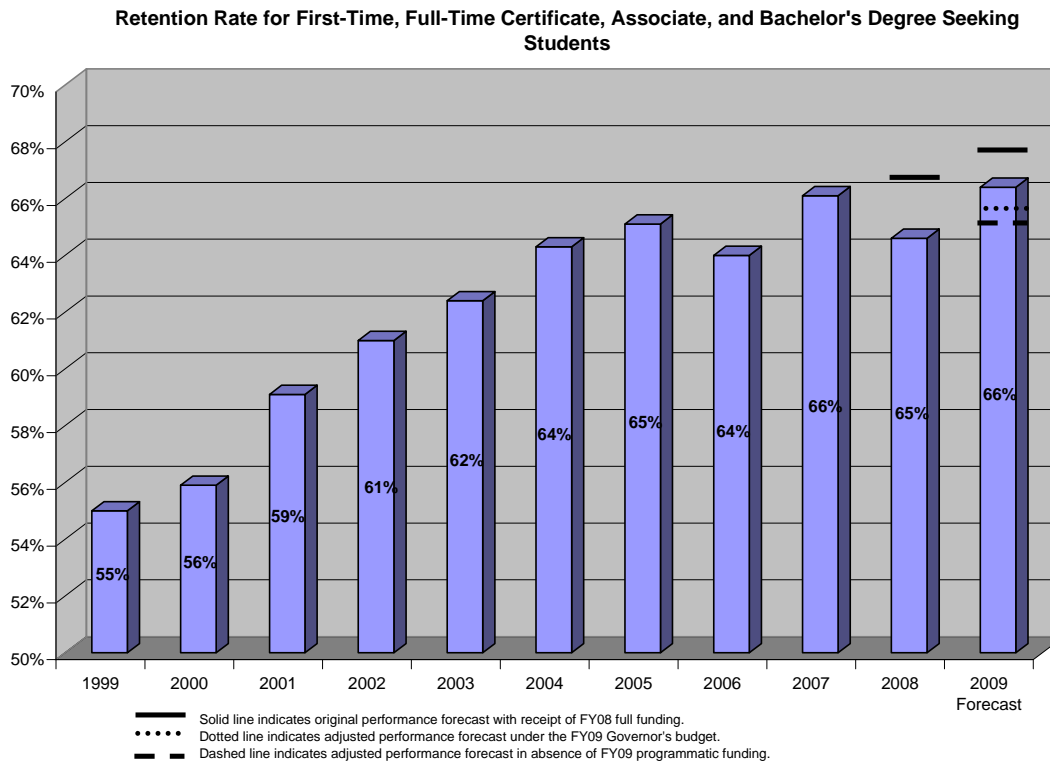
Current estimates for this performance measure indicate that, in FY08, UA may produce slightly fewer student credit hours than produced in FY07, falling below the FY08 target increase of nearly 2 percent (10,400 SCH). Student credit hours and headcount peaked in FY04 and FY05 at UA. SCH have remained within 1 percent of the peak level since this time. It is important to note that while overall enrollment is relatively flat, enrollment in high demand job area programs continues to be very strong.

UAA FY07 student credit hour production of 338,878 SCH is up 1 percent (2,732 SCH) from FY06, falling between UAA's nominal target of a 3 percent increase (10,000 SCH) and low target of a 0.2 percent decrease (-794 SCH). The majority of the gains in FY07 were generated by the College of Education, the School of Engineering, Kenai Peninsula College, and Prince William Sound Community College. PWSCC SCH production rebounded sharply in FY07 following two years of declines, increasing by 9.7 percent and achieving its second highest year ever.

UAF's FY07 SCH production was down 2 percent (-3,376 SCH) from FY06. UAF student credit hour production peaked in FY04 and has decreased each year since. As a whole, the rural campuses grew their credit hour production 9 percent (1,178 SCH) while TVC increased by 7 percent (2,154 SCH). Early indications are that FY08 performance will be level with or slightly above the FY07 performance level. Steady growth in undergraduate fisheries, engineering and health programs will positively affect this measure. However, graduate enrollment may slow if research investment slows.

In FY07, UAS SCH production fell 7 percent from the FY06 level (-1,993 SCH), falling below UAS' modest target SCH increase of 0.1 percent (61 SCH). One factor impacting performance on this measure has been a significant drop since FY04 in non-degree seeking students who are a group that tends to be sensitive to the economy and tuition rates.

➤ **Undergraduate retention is up 10 percentage points (an 18% increase) from FY99 – FY08**



Final FY07 retention results confirm that UA has achieved an overall undergraduate retention rate of 66.1 percent, exceeding its FY07 target of 65 percent, and showing a 2.1 percentage point increase from the FY06 retention performance level. The preliminary FY08 results show a drop of 1.5 percentage points from FY07 levels, to an overall undergraduate retention rate of 64.6 percent, falling below the FY08 target level. Although UA retention varies it has been at or above the national average for less selective institutions since FY04.

Retention rates can vary from year to year; for example, UA undergraduate retention rates dropped to 64.1 percent in FY06 from 65.4 percent in FY05 only to climb to an all time high in FY07. Therefore, UA is optimistic about attaining its undergraduate retention goals FY09 to FY13.

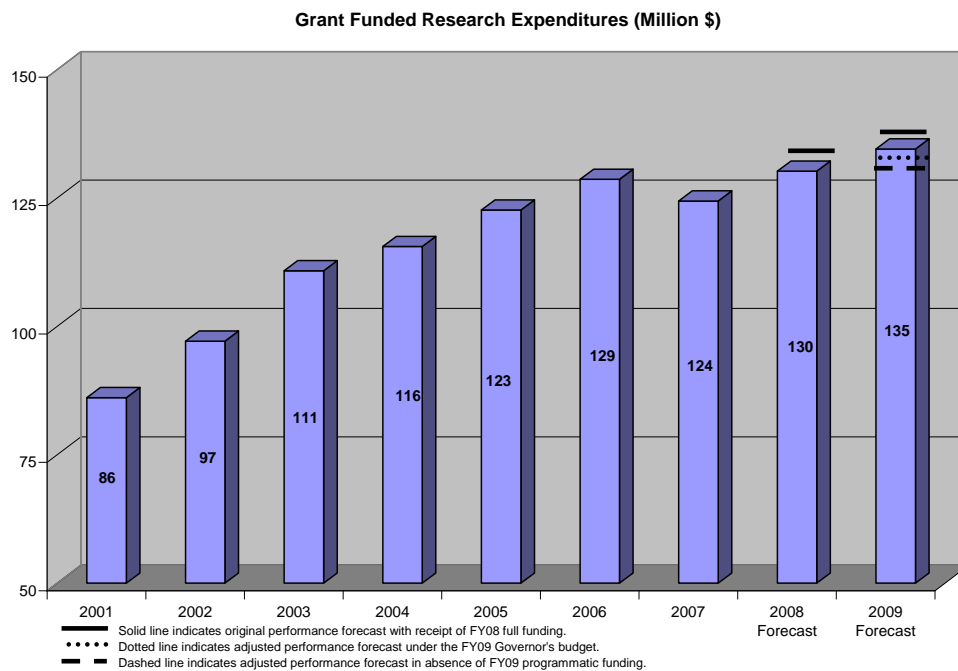
To achieve the FY13 retention goal of 68.3 percent, UA must increase by an average of 0.8 percentage points each year from FY09 through FY13. Reaching the FY13 goal will be worthy of celebration, but may prove to be a challenge.

In FY07, UAA retained 67.6 percent of first-time undergraduates surpassing the high target of 65.2 percent retention and growing 3 percentage points from the FY06 retention of 64.4 percent. In FY08, UAA retained 66.7 percent of first-time undergraduates, falling 1 percentage point from the FY07 level.

In FY07, UAF retained 65.7 percent of first-time undergraduates, falling between its nominal and high targets of 65 and 66 percent, respectively. In FY08, UAF retention fell 1.8 percentage points to 63.9 percent. UAF anticipates steadily increasing retention rates with the implementation of program improvements, such as improved advising, testing and placement, and an increased and improved developmental education requirement before taking core courses.

In FY07, UAS retained 57.5 percent of first-time undergraduates, falling 8.5 percentage points below FY06 retention of 66 percent retention. In FY08, UAS retention fell by another 5.7 percentage points to 51.8 percent. Many of UAS' students are under-prepared; as its top priority UAS has put into place several new strategies to address this issue, which will be refined over time.

**UA's grant-funded research expenditures increase more than 44 percent, equivalent to \$38M in additional annual external funding, over the last six years.**



In FY07, the university's grant-funded research expenditures of \$124.4 million fell 3 percent below the FY06 level of \$128.6 million. This performance was 11 percent below the FY07 target of \$139.1 million. From FY01 to FY05, grant-funded research expenditures increased by an average of 12 percent annually across the system; however, growth slowed to just under 5 percent in FY06, about two-thirds the target growth level. Grant funded research expenditures have more than doubled from the FY99 level of around \$60 million.

A major contributor to the drop in FY07 performance was the lower than anticipated FY07 Federal funding level. Reductions in earmarks nationwide, resulting from congressional opposition to Federal appropriations after the mid-term elections and



heightened concerns over the Federal budget, eliminated or greatly reduced funding for several key research programs in FY07. A second factor in UA's performance on this measure is UA's research space constraints. UA is conducting four times the research in only 1.4 times the space.

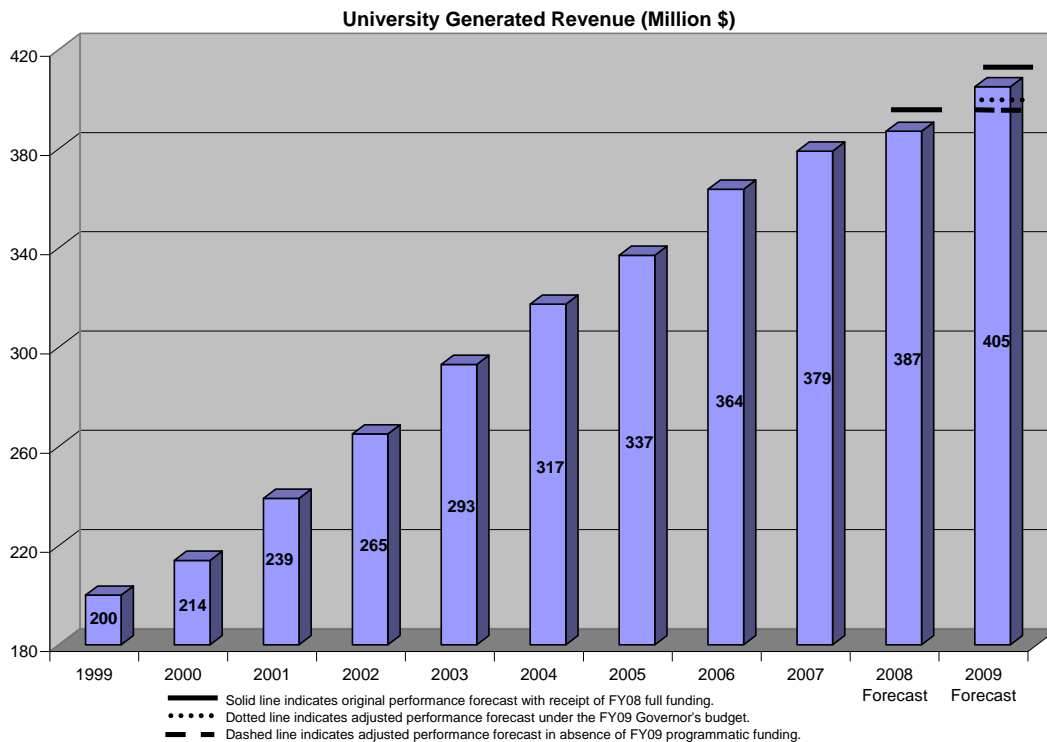
The state funded program increment of \$1 million in FY07 helped to mitigate the impact of federal funding in FY07. This state investment was used for the joint psychology PhD, bio-medical research and the Geographic Information Network (GINA). To achieve the current FY13 research goal of \$175.1 million, UA must increase grant-funded research expenditures by an average annual rate of 6.8 percent over the next six years.

UAA grant-funded research expenditures in FY07 decreased by more than 25 percent (-\$3.4 million) from the FY06 level of \$13.7 million. This performance fell below the FY07 low target of a 3 percent decrease (-\$0.4 million). The College of Business and Public Policy (CBPP), which includes the Institute for Social and Economic Research (ISER) comprised 37 percent (\$3.8 million) of UAA's total grant-funded research expenditures in FY07, and declined 47 percent (-\$1.8 million) from the FY06 level of \$5.6 million. The College of Health and Social Welfare (CHSW); which includes the Center for Human Development, the Institute for Circumpolar Health and the Justice Center comprised 19 percent (\$2.0 million) of the grant-funded research expenditures at UAA and from FY06 to FY07 declined 64 percent or -\$1.3 million on this metric. The School of Engineering more than doubled grant-funded research expenditures with an increase of 77 percent from FY06 to FY07.

UAF grant-funded research expenditures decreased 1 percent (\$1.2 million) from FY06, landing at \$112.9 million in FY07. This performance fell between UAF's minimal and moderate FY07 targets of 112.0 million and \$125 million respectively. Relative to FY03 levels, UAF's grant-funded research expenditures were up 13 percent (\$14 million) in FY07. Funding of the budget requests is critical for UAF to achieve future growth on this measure. In coming years, UAF will need to resolve its space limitations and use its financial resources judiciously in order to move forward. Completion of the Biological Sciences Building (FY13 if funded FY09) and the Alaska Region Research Vessel (FY12) is expected to stimulate approximately a \$15 million increase in grant-funded research expenditures once both facilities are fully operational.

In FY07, UAS generated \$1.2 million in grant-funded research expenditures, up 50 percent (\$400,000) from FY06. This performance surpassed the FY07 target of staying steady at \$800,000. UAS was the only MAU to grow grant-funded research expenditures in FY07, and now makes up 1 percent of the University of Alaska total in grant-funded research expenditures.

- **University of Alaska increases the amount of external revenue earned from sources such as federal funding, tuition and fees, and private giving and corporate grants by an average of more than 8 percent annually. UA earned \$179M more in university generated revenue in FY07 than in FY99.**



FY07 university generated revenue (UGR) was \$379 million; this performance is 4 percent higher (\$15 million) than the FY06 level. The FY07 target increase for this performance measure was 5.5 percent (\$384 million). This performance level is due to a mix of lower than anticipated revenue for the system in Federal Receipts, Indirect Cost Recovery, Student Tuition and Fees, and State Inter-Agency Receipts, as well as significantly higher than anticipated Interest Income. UA must average an annual increase of 4.4 percent to achieve its FY13 goal for UGR.

Over the last year, Federal Receipts fell by 0.6 percent (\$703,700), which contributed to a decrease in Indirect Cost Recovery of 2.9 percent (\$919,100). State Inter-Agency Receipts fell by 5.2 percent (\$631,400). The Student Tuition and Fees (STF) revenue increase of 7.2 percent was less than expected with a 10 percent rate increase. The STF revenue would have been \$1.5 million higher had the student credit hour production target of a 2 percent increase from FY06 to FY07 been attained. Auxiliary Receipts increased by 3.3 percent (\$1.3 million). Interest Income increased dramatically at 71.4 percent (\$1.8 million); however, initial numbers on this revenue source for FY08 are not looking as strong. University Receipts also performed well in FY07, increasing by 9.9 percent (\$6.4 million).

UAA increased UGR by about 4 percent (\$4 million) in FY07. This performance falls between UAA's FY07 nominal and high targets of a 3 percent (\$3.4 million) and a 7.6 percent (\$9 million) increase. This performance comprises 27 percent of the overall system increase. UAA's primary source of UGR in FY07 came from Student Tuition and Fees at 43 percent. The UAA unit with the largest percentage increase of UGR was College of Education, up 24 percent from FY06 and 62 percent from FY05.

UAF increased UGR by 3 percent (\$6 million) over FY06. This performance landed between UAF's nominal and high goals of a 3 percent (\$6 million) increase and a 6.4 percent (\$13 million) increase respectively. UAF's UGR increase comprised 40 percent of the overall system increase in FY07. The key contributor to UAF's increase was University Receipts such as UA Foundation Grants and Contracts (\$7.6 million), Service Club/Non-Profit Grants and Contracts (\$5.3 million) and Foreign Government Grants and Contracts (\$3.0 million).

UAS decreased UGR by 4 percent (\$700,000) from FY06, falling short of its target increase of 7 percent (\$2 million). The largest decreases at UAS came in the areas of Federal Receipts, State Inter-Agency Receipts and Auxiliary Receipts.

University generated revenue at Statewide increased by \$6 million from FY06 to FY07, representing a 27 percent increase. This performance far surpassed the FY07 target value and was mainly due to exceptional Interest Income earnings up 77 percent (\$3.9 million). Initial numbers on this revenue source for FY08 are not looking as strong. FY07 Statewide university generated revenue performance is also due to a substantial increase of University Receipts, up 34 percent (\$2.9 million). The primary area of growth within University Receipts, at Statewide, was that of Oil Grants and Contracts up \$1.1 million from FY06.

#### Strategic Enrollment Management Planning

This measure has been reported since FY06 with the Phase II<sup>5</sup> definition taking effect in FY07. Phase II requires formal unit plan evaluations by MAU administration and reports the number of academic colleges, schools, and community campuses having and responding to an effective strategic enrollment management planning process, relative to the total number of academic colleges, schools and community campuses.

All three MAUs are participating in strategic enrollment management planning and are making significant progress in putting formal planning processes in place for every academic school, college and community campus.

#### Academic Program Outcomes Assessment

This process measure has been reported since FY06 with the Phase II definition taking effect in FY08. In Phase II<sup>6</sup>, the definition of this metric will transition to a measure focused on a combination of continued assessment and successful response to outcomes assessment findings. Each MAU is making progress on academic outcomes assessment.

---

<sup>5</sup> See <http://www.alaska.edu/swbudget/pm/currentpm/degreeprog/docs/EMMemochancellors.pdf> for more details.

<sup>6</sup> See <http://www.alaska.edu/swbudget/pm/currentpm/outcomeassessment/docs/OAMemochancellors.pdf> for more details.



## **References**



## Revenue Descriptions

### *State appropriated funds:*

**General Fund (1004):** Monies received from the general operating fund of the state used to finance the general operations of the university.

**General Fund Match (1003):** Monies received from the general operating fund of the state specifically authorized for funding matching requirements of restricted funds and are reserved for these purposes exclusively.

**GF/Mental Health (1037):** GF/Mental Health revenues help fund the Masters of Social Work program at UAA. This program provides specialized curriculum for working with the beneficiary groups of the Mental Health Trust Authority and Alaska Native populations, providing an in-state avenue for social workers in Alaska to earn a Master's Degree. This degree is required for licensing for many federal and state positions, including clinical social workers. Licensed clinical social workers are the primary providers of mental health services in much of Alaska, particularly communities served by and dependent upon community mental health centers.

**Science & Technology (1025):** Alaska Science & Technology funds were first appropriated directly to the university in FY93 as a replacement for general funds for agricultural, forestry and other land resource programs. They were the primary source of unrestricted revenue for these programs and provided match for federal and other restricted grants. This fund source was changed to Alaska Science and Technology Endowment Funding (1176) in FY03 and eliminated in FY04.

**Alaska Science and Technology Endowment Fund (1176):** Alaska Science and Technology Endowment Fund was appropriated in FY03 to UA to replace part of the annual funds UA has received from Alaska Science and Technology Foundation (1025).

**Statutory Designated Program Receipts (1108):** Statutory Designated Program Receipts include UA Alumni License Plate Funds.

**ACPE (1150):** Alaska Commission on Postsecondary Education (FY01 and FY02 only)

**Workforce Development (1151):** Technical and Vocational Education

### *University Receipts:*

**Interest Income (1010):** Interest Income includes income generated from short-term investments from grant receipts and auxiliary enterprises.

**Auxiliary Receipts (1015):** Auxiliary Receipts include all revenues associated with self-support activities such as the bookstore, food service and housing operations.

**Student Tuition/Fees (1038):** Student Tuition/Fees includes revenues generated from tuition charged to students for instructional programs as well as fees charged in support of specific activities such as material, lab, activity and health center fees.

**Indirect Cost Recovery (1039):** Indirect Cost Recovery (ICR) revenues are generated from federal and other restricted grants, and are used to help offset administrative and support costs that can not be efficiently tracked directly to grant programs. ICR rates vary according to rates audited and approved by the university's cognizant federal oversight agency.

## Revenue Descriptions (continued)

**University Receipts (1048):** University Receipts include restricted revenues received from corporate sources, private donations, and local governments, as well as revenues received from publication sales, non-credit self-support programs, recreational facility use fees, and other miscellaneous sources. As of FY03, University Receipts does not include current State Intra-Agency Receipts (1007), those funds are now reported as State Intra-Agency Receipts (1007), while funds previously reported using code 1007 are now under a new code (1174) as UA Intra-Agency Receipts.

### *Other Funds:*

**Federal Receipts (1002):** Federal Receipts include all revenues received from the federal government. These include restricted federal grants from such agencies as the National Science Foundation, U.S. Small Business Administration, U.S. Dept. of Defense and other federal agencies, as well as federal funding for student financial aid and work-study programs.

**State Inter-Agency Receipts (1007):** State Inter-Agency Receipts includes contractual obligations between state agencies. University account code 9330 only, which prior to FY03 was included in state code 1048. Prior to FY03 state code 1007 was UA Intra-Agency Receipts. UA account codes that went to state code 1007 prior to FY03 now are captured in state code 1174.

**MHTAAR (1092):** Mental Health Trust Authority Authorized Receipts

**CIP Receipts (1061):** CIP receipts are generated by chargeback to capital improvement projects to support CIP personal service administrative costs.

**UA Intra-Agency Receipts (1174):** Previously this Fund Source was UA Intra-Agency Receipts (1007). UA Intra-Agency Receipts include all internal charges for services provided by central service departments to other university departments. This includes services such as physical plant work orders, printing, and computer repairs, and certain administrative functions such as risk management and labor relations.

### *Fund Types:*

**Unrestricted Funds:** Unrestricted funds are those current funds which are available for use within the current operating period, i.e., fiscal year, for which there is no apparent use restriction.

**Auxiliary Funds:** Auxiliary funds are unrestricted current funds of enterprises which furnish services directly or indirectly to students, faculty or staff and which charge fees directly relating to, but not necessarily equal to, the costs of the services. Bookstores and housing systems are examples of enterprises which generally meet the accounting criteria for classification as auxiliary enterprises.

**Designated Funds:** Designated funds are unrestricted current funds which have internal restrictions but which do not meet the accounting guidelines for restricted funds. Funds for UA Scholars is an example of designated funds.

**Restricted Funds:** Restricted funds are current funds received by the university but their use is limited to specific projects or purposes by grantors, donors or other external sources.



## **NCHEMS Descriptions**

The University of Alaska classifies all expenditures into standardized categories that are nationally recognized and are generally utilized by most institutions of higher education. These categories, which were first developed by the National Center for Higher Education Management Systems (NCHEMS), are described below:

### ***Instruction and Student Related:***

**Academic Support:** The academic support category includes expenditures related to academic administration and governance to the institution's academic programs; academic program advising; course and curriculum planning, research, development and evaluation, including faculty development; and academic computing, including regional academic mainframes and the student micro-computer labs.

**Instruction:** The instruction service category includes expenditures for all activities, which are part of the system's instruction programs. Instructional services include all credit and non-credit courses for academic and vocational instruction.

**Intercollegiate Athletics:** Intercollegiate athletic sports are organized in association with the NCAA or NAIA. The intercollegiate athletics category includes expenditures for the necessary support staff associated with the athletic programs.

**Library Services:** The library services category includes expenditures for services, which directly support the collection, cataloging, storage and distribution of published materials -- periodical, subscription and book holdings, microfiche and other reference technology aids and inter-library bibliographic access through networks such as GNOSIS and the Washington Library Network.

**Scholarships:** The scholarships category includes scholarships and fellowships in the form of grants to students, as well as trainee stipends, prizes, and student awards.

**Student Services:** The student services category includes expenditures related to admissions, the registrar and those activities whose primary purpose is to contribute to the students' emotional and physical well-being and to their intellectual, cultural, and social development outside the context of the formal instruction program. Student services include social recreational, and cultural activities; counseling services which include personal, career guidance and placement, and vocational testing; student health medical services; financial aid management and student employment; student admissions, registration and student records administration; and student recruitment marketing and counseling.

### ***Infrastructure:***

**Institutional Support:** The institutional support category includes expenditures related to executive services including the office of the President, chancellors' offices, and other institutional support functions including business offices, accounting, budget development, EEO/AA, educational properties management, facilities planning and construction, finance, human resources, information services, institutional research, internal audit, investment properties management, legal counsel, payroll, procurement, records, risk and hazardous materials management, systems maintenance, university relations and support for the assemblies and the Board of Regents.

**Debt Service:** The debt service category includes expenditures for the repayment of debt obligations.

**Physical Plant:** The physical plant category includes expenditures related to plant administrative services; building maintenance services including routine and preventative repair and maintenance of buildings and structures; remodeling and renovation projects; custodial services including janitorial and elevator operations; landscaping and grounds maintenance services; utilities services including electricity, heating fuel, garbage and sewage disposal; and specialized safety and code compliance management services including campus security and hazardous materials management. Also included are expenditures for fire protection, property insurance, and similar items.

## **NCHEMS Descriptions (continued)**

### ***Other:***

**Public Service:** The public service category includes expenditures for activities whose primary purpose is to make available to the public the various unique resources and capabilities of the university in response to a specific community need or problem. The major public service units are the Cooperative Extension Service, KUAC Radio and TV, small business development programs and other community service programs produced in cooperation with community organizations and local governments.

**Research:** The research category includes expenditures for activities directly related to scientific and academic research. The majority of the research is funded by non-general funds.

**Auxiliary Services:** The auxiliary services category includes expenditures for conveniences and services needed by students to maintain an on-campus, resident student body. These services include resident student housing, food service dining halls, retail stores' operations such as the bookstore and vending machines, and specialized services such as child care.

**Unallocated Authority:** The unallocated authority category is not part of the standardized NCHEMS categories used by other institutions of higher education. It is a special category created by the University of Alaska to hold additional budget authority separate from other NCHEMS until such a time as it is needed.

**University of Alaska**  
**FY08 Original BOR Operating Budget Request Summary**  
**Compared to Revised BOR Request for Retirement**  
(in thousands)

**FY08 BOR Operating Request**

	Original BOR Request			Revised BOR Request		
	State Approp.	Receipt Authority	Total	State Approp.	Receipt Authority	Total
General Fund/General Fund Match	279,449.2		279,449.2	279,449.2		279,449.2
Technical Vocational Education Program Account	2,882.0		2,882.0	2,882.0		2,882.0
Mental Health Trust	200.8		200.8	200.8		200.8
Receipt Authority		491,575.1	491,575.1		491,575.1	491,575.1
<b>FY07 Authorized Operating Budget</b>	<b>282,532.0</b>	<b>491,575.1</b>	<b>774,107.1</b>	<b>282,532.0</b>	<b>491,575.1</b>	<b>774,107.1</b>
<b>FY08 Retirement Funding Requirement</b>	<b>37,023.3</b>	<b>3,864.7</b>	<b>40,888.0</b>	<b>(4,627.1)</b>	<b>3,864.7</b>	<b>(762.4)</b>
<b>Adjusted Base Requirements</b>						
Total - Salary Increases	8,063.3	3,691.4	11,754.7	8,063.3	3,691.4	11,754.7
Total - Health Care	4,925.5	2,091.7	7,017.2	4,925.5	2,091.7	7,017.2
Total Other Fixed Costs	4,549.5	6,152.2	10,701.7	4,549.5	6,152.2	10,701.7
<b>Subtotal - Adjusted Base Increments</b>	<b>17,538.3</b>	<b>11,935.3</b>	<b>29,473.6</b>	<b>17,538.3</b>	<b>11,935.3</b>	<b>29,473.6</b>
<i>FY08 Adjusted Base Requirement</i>	<i>6.2%</i>	<i>2.4%</i>	<i>3.8%</i>	<i>6.2%</i>	<i>2.4%</i>	<i>3.8%</i>
<b>Total Adjusted Base and Retirement Requirement</b>	<b>337,093.6</b>	<b>507,375.1</b>	<b>844,468.7</b>	<b>295,443.2</b>	<b>507,375.1</b>	<b>802,818.3</b>
<b>Priority Program Enhancement and Growth</b>						
Preparing Alaskans for Jobs	6,708.8	2,840.0	9,548.8	6,708.8	2,840.0	9,548.8
<i>Health</i>	<i>2,056.5</i>	<i>680.0</i>	<i>2,736.5</i>	<i>2,056.5</i>	<i>680.0</i>	<i>8,209.5</i>
<i>Engineering and Construction</i>	<i>930.0</i>	<i>205.0</i>	<i>1,135.0</i>	<i>930.0</i>	<i>205.0</i>	<i>3,405.0</i>
<i>Fisheries</i>	<i>1,000.0</i>	<i>1,000.0</i>	<i>2,000.0</i>	<i>1,000.0</i>	<i>1,000.0</i>	<i>6,000.0</i>
<i>Additional High Demand Programs</i>	<i>605.0</i>	<i>270.0</i>	<i>875.0</i>	<i>605.0</i>	<i>270.0</i>	<i>2,625.0</i>
<i>Strengthening Existing Programs</i>	<i>2,117.3</i>	<i>685.0</i>	<i>2,802.3</i>	<i>2,117.3</i>	<i>685.0</i>	<i>8,406.9</i>
University Research Investment (Phase 2 of 5)	6,000.0	17,113.9	23,113.9	6,000.0	17,113.9	23,113.9
Accountability	2,000.0	1,000.0	3,000.0	2,000.0	1,000.0	3,000.0
Base Reallocations						
<b>Subtotal - Program Enhancement and Growth</b>	<b>14,708.8</b>	<b>20,953.9</b>	<b>35,662.7</b>	<b>14,708.8</b>	<b>20,953.9</b>	<b>35,662.7</b>
Technical Adj. DNR Project Change	150.0	(150.0)	-	150.0	(150.0)	-
Technical Adj. ETS Chargeback	4.0		4.0	4.0		4.0
<b>Total FY08 Increment</b>	<b>69,424.4</b>	<b>36,603.9</b>	<b>106,028.3</b>	<b>27,774.0</b>	<b>36,603.9</b>	<b>64,377.9</b>
<b>Total FY08 Operating Budget</b>	<b>351,956.4</b>	<b>528,179.0</b>	<b>880,135.4</b>	<b>310,306.0</b>	<b>528,179.0</b>	<b>838,485.0</b>
<b>Change W/O Retirement FY07-FY08</b>	<b>32,401.1</b>	<b>32,739.2</b>	<b>65,140.3</b>	<b>32,401.1</b>	<b>32,739.2</b>	<b>65,140.3</b>

**University of Alaska**  
**FY08 Revised BOR Operating Budget Request Summary**  
**Compared to Conference Committee**

(in thousands)

	Revised BOR Request			Conference Committee			State Approp. Over/Under Revised BOR
	State Approp.	Receipt Authority	Total	State Approp.	Receipt Authority	Total	
General Fund/General Fund Match	279,449.2		279,449.2	279,449.2	-	279,449.2	-
Technical Vocational Education Program Account	2,882.0		2,882.0	2,882.0		2,882.0	-
Mental Health Trust	200.8		200.8	200.8		200.8	-
Receipt Authority		491,575.1	491,575.1		491,575.1	491,575.1	-
<b>FY07 Authorized Operating Budget</b>	<b>282,532.0</b>	<b>491,575.1</b>	<b>774,107.1</b>	<b>282,532.0</b>	<b>491,575.1</b>	<b>774,107.1</b>	<b>0.0</b>
<b>FY08 Retirement Funding Requirement</b>	<b>(4,627.1)</b>	<b>3,864.7</b>	<b>(762.4)</b>	<b>(6,256.5)</b>	<b>3,864.7</b>	<b>(2,391.8)</b>	<b>(1,629.4)</b>
<b>Adjusted Base Requirements</b>							
Total - Salary Increases	8,063.3	3,691.4	11,754.7	8,063.3	3,691.4	11,754.7	0.0
Total - Health Care	4,925.5	2,091.7	7,017.2	4,925.5	2,091.7	7,017.2	0.0
Total Other Fixed Costs*	4,549.5	6,152.2	10,701.7	2,900.0	4,887.0	7,787.0	(1,649.5)
<b>Subtotal - Adjusted Base Increments</b>	<b>17,538.3</b>	<b>11,935.3</b>	<b>29,473.6</b>	<b>15,888.8</b>	<b>10,670.1</b>	<b>26,558.9</b>	<b>(1,649.5)</b>
<i>FY08 Adjusted Base Requirement</i>	<i>6.3%</i>	<i>2.4%</i>	<i>3.8%</i>	<i>5.8%</i>	<i>2.2%</i>	<i>3.4%</i>	<i>5.8%</i>
<b>Total Adjusted Base and Retirement Requirement</b>	<b>295,443.2</b>	<b>507,375.1</b>	<b>802,818.3</b>	<b>292,164.3</b>	<b>506,109.9</b>	<b>798,274.2</b>	<b>(3,278.9)</b>
<b>Priority Program Enhancement and Growth</b>							
Preparing Alaskans for Jobs	6,708.8	2,840.0	9,548.8	252.3	260.0	512.3	(6,456.5)
<i>Health</i>	<i>2,056.5</i>	<i>680.0</i>	<i>6,061.1</i>			-	<i>(2,056.5)</i>
<i>Engineering and Construction</i>	<i>930.0</i>	<i>205.0</i>	<i>2,265.0</i>			-	<i>(930.0)</i>
<i>Fisheries</i>	<i>1,000.0</i>	<i>1,000.0</i>	<i>2,000.0</i>			-	<i>(1,000.0)</i>
<i>Additional High Demand Programs</i>	<i>605.0</i>	<i>270.0</i>	<i>1,715.0</i>			-	<i>(605.0)</i>
<i>Strengthening Existing Programs</i>	<i>2,117.3</i>	<i>685.0</i>	<i>3,522.3</i>			-	<i>(2,117.3)</i>
University Research Investment (Phase 2 of 5)	6,000.0	17,113.9	23,113.9			-	(6,000.0)
Accountability	2,000.0	1,000.0	3,000.0	-	-	-	(2,000.0)
<b>Subtotal - Program Enhancement and Growth</b>	<b>14,708.8</b>	<b>20,953.9</b>	<b>35,662.7</b>	<b>252.3</b>	<b>260.0</b>	<b>512.3</b>	<b>(14,456.5)</b>
Technical Adj. DNR Project Change	150.0	(150.0)	-	150.0	(150.0)	-	-
Technical Adj. ETS Chargeback	4.0		4.0	4.0		4.0	-
<b>Total FY08 Increment</b>	<b>27,774.0</b>	<b>36,603.9</b>	<b>64,377.9</b>	<b>10,038.6</b>	<b>14,644.8</b>	<b>24,683.4</b>	<b>(22,362.5)</b>
<b>Total FY08 Operating Budget</b>	<b>310,306.0</b>	<b>528,179.0</b>	<b>838,485.0</b>	<b>292,570.6</b>	<b>506,219.9</b>	<b>798,790.5</b>	<b>(17,735.4)</b>
<b>Change W/O Retirement FY07-FY08</b>	<b>32,401.1</b>	<b>32,739.2</b>	<b>65,140.3</b>	<b>16,295.1</b>	<b>10,780.1</b>	<b>27,075.2</b>	
% Change	11.7%	6.6%	8.4%	5.9%	2.2%	3.5%	
<b>Change FY07-FY08</b>	<b>27,774.0</b>	<b>36,603.9</b>	<b>64,377.9</b>	<b>10,038.6</b>	<b>14,644.8</b>	<b>24,683.4</b>	
% Change	9.8%	7.4%	17.3%	3.6%	3.0%	3.2%	

\*FY08 budget legislation includes a provision for two one-time funding distributions in August and December. If the average oil prices remain above projections funding is expected to be \$2,640.0. The FY08 distribution would provide funding at the FY07 level without an increment for FY08 increased costs.

**University of Alaska**  
**FY08 Operating Budget Distribution Summary**  
(in thousands)  
Approved June 6, 2007

	State Appropriation	Receipt Authority	Total Funds
FY07 Authorized Operating Budget	282,532.0	491,575.1	774,107.1
FY07 Performance-Based Budgeting Pool (PBB)	(1,500.0)		(1,500.0)
FY07 Final PBB Distribution	1,500.0		1,500.0
<b>FY07 Operating Budget Base-Revised</b>	<b>282,532.0</b>	<b>491,575.1</b>	<b>774,107.1</b>
<b>FY08 Distribution Plan</b>			
<b>Base Reallocations</b>			
Replenish Performance-Based Budgeting Pool (PBB)	(2,000.0)		(2,000.0)
Distribution TBD based on Performance*	2,000.0		2,000.0
Reallocation from MAU's for Priority Programs	(2,495.0)		(2,495.0)
Available for Reallocation to Priority Programs	2,495.0		2,495.0
<b>Retirement Increments</b>			
Retirement Savings	(4,627.1)	3,864.7	(762.4)
Retirement Shortfall	(1,629.4)		(1,629.4)
<b>Subtotal - Retirement Increments</b>	<b>(6,256.5)</b>	<b>3,864.7</b>	<b>(2,391.8)</b>
<b>FY08 Adjusted Base Increments</b>			
Salary	8,063.3	3,691.4	11,754.7
Health	4,925.5	2,091.7	7,017.2
Fixed Costs	2,900.0	4,887.0	7,787.0
<b>Subtotal - Adjusted Base Increments</b>	<b>15,888.8</b>	<b>10,670.1</b>	<b>26,558.9</b>
<b>Priority Program Enhancement and Growth</b>			
Reallocation to Priority Programs	(2,495.0)		(2,495.0)
Preparing Alaskans for Jobs	2,747.3	260.0	3,007.3
<i>Health</i>	1,402.3	260.0	1,662.3
<i>Engineering and Construction</i>	565.0		565.0
<i>Fisheries</i>	0.0		0.0
<i>Additional High Demand Programs</i>	420.0		420.0
<i>Strengthening Existing Programs</i>	360.0		360.0
<b>Subtotal - Priority Program Growth</b>	<b>252.3</b>	<b>260.0</b>	<b>512.3</b>
Tech. Adj. DNR Funding Change	150.0	(150.0)	0.0
Tech. Adj. ETS Chargeback	4.0		4.0
<b>FY08 Increment over FY07</b>	<b>10,038.6</b>	<b>14,644.8</b>	<b>24,683.4</b>
<b>FY08 Operating Budget Distribution</b>	<b>292,570.6</b>	<b>506,219.9</b>	<b>798,790.5</b>
% Chg FY07 to FY08	3.6%	3.0%	3.2%
<i>FY08 Anticipated Utility Increase</i>	2,640.0		2,640.0
<i>FY08 Operating Budget with one-time utility**</i>	295,210.6	506,219.9	801,430.5

\* Distributions will be made in November after MAU performance assessments

\*\*FY08 budget legislation includes a provision for two one-time funding distributions in August and December if average oil prices remain above projections. Funding is expected to be \$2.6 million and would provide utility funding at the FY07 level without an increment for FY08 increased costs. The potential \$2.6 million funding is included in the FY08 Board of Regents' authorized amount.

**University of Alaska**  
**FY08 Operating Budget Distribution Summary by MAU**  
(in thousands)  
**Approved June 6, 2007**

	SYS	SW	UAA	UAF	UAS	Total
FY07 Authorized Operating Budget		23,306.8	101,116.6	133,849.3	24,259.3	282,532.0
FY07 Performance-Based Budgeting Pool (PBB)		(119.0)	(536.2)	(714.3)	(130.5)	(1,500.0)
FY07 Final PBB Distribution		0.0	776.4	564.6	159.0	1,500.0
<b>FY07 Operating Budget Base-Revised</b>		<b>23,187.8</b>	<b>101,356.8</b>	<b>133,699.6</b>	<b>24,287.8</b>	<b>282,532.0</b>
<b>FY08 Distribution Plan</b>						
<b>Base Reallocations</b>						
Replenish Performance-Based Budgeting Pool (PBB)		(164.1)	(717.5)	(946.5)	(171.9)	(2,000.0)
Distribution TBD based on Performance*	2,000.0					2,000.0
Reallocation for Priority Programs	2,495.0	(204.8)	(895.1)	(1,180.6)	(214.5)	0.0
<b>Retirement Increments</b>						
Retirement Savings		(287.7)	(1,685.2)	(2,334.6)	(319.6)	(4,627.1)
Retirement Shortfall		(101.3)	(593.4)	(822.1)	(112.6)	(1,629.4)
<b>Subtotal - Retirement Increments</b>		<b>(389.0)</b>	<b>(2,278.6)</b>	<b>(3,156.7)</b>	<b>(432.2)</b>	<b>(6,256.5)</b>
<b>FY08 Adjusted Base Increments</b>						
Salary		433.6	2,831.8	4,285.9	512.0	8,063.3
Health		298.5	2,062.1	2,219.0	345.9	4,925.5
Fixed Costs		746.9	1,165.3	871.0	116.8	2,900.0
<b>Subtotal - Adjusted Base Increments</b>	<b>0.0</b>	<b>1,479.0</b>	<b>6,059.2</b>	<b>7,375.9</b>	<b>974.7</b>	<b>15,888.8</b>
<b>Priority Program Enhancement and Growth</b>						
Reallocation to Priority Programs	(2,495.0)					(2,495.0)
Preparing Alaskans for Jobs	0.0	0.0	2,252.3	350.0	145.0	2,747.3
<i>Health</i>			1,402.3			1,402.3
<i>Engineering and Construction</i>			490.0		75.0	565.0
<i>Fisheries</i>						0.0
<i>Additional High Demand Programs</i>				350.0	70.0	420.0
<i>Strengthening Existing Programs</i>			360.0			360.0
University Research Investment (Phase 2 of 5)						0.0
Accountability						0.0
<b>Subtotal - Priority Program Growth</b>	<b>(2,495.0)</b>	<b>0.0</b>	<b>2,252.3</b>	<b>350.0</b>	<b>145.0</b>	<b>252.3</b>
<b>% of Program Enhancements</b>		<b>0%</b>	<b>82%</b>	<b>13%</b>	<b>5%</b>	
Tech. Adj. DNR Funding Change				150.0		150.0
Tech. Adj. ETS Chargeback		4.0				4.0
<b>FY08 Increment</b>	<b>(2,495.0)</b>	<b>1,094.0</b>	<b>6,032.9</b>	<b>4,719.2</b>	<b>687.5</b>	<b>10,038.6</b>
Net Increment over FY07	2,000.0	725.1	4,420.3	2,592.1	301.1	10,038.6
<b>FY08 Operating Budget Distribution</b>	<b>2,000.0</b>	<b>23,912.9</b>	<b>105,777.1</b>	<b>136,291.7</b>	<b>24,588.9</b>	<b>292,570.6</b>
% Chg FY07 to FY08		3.1%	4.4%	1.9%	1.2%	3.6%
<i>FY08 Anticipated Utility Increase</i>	2,640.0					2,640.0
<i>FY08 Operating Budget with one-time utility**</i>	4,640.0	23,912.9	105,777.1	136,291.7	24,588.9	295,210.6

\*Distributions will be made in November after MAU performance assessments

\*\*FY08 budget legislation includes a provision for two one-time funding distributions in August and December if average oil prices remain above projections. Funding is expected to be \$2.6 million and would provide utility funding at the FY07 level without an increment for FY08 increased costs. The potential \$2.6 million funding is included in the FY08 Board of Regents' authorized amount.

## FY08 Operating Budget Program Funding Summary

### Funded Through FY08 GF Reallocation

#### Preparing Alaskans for Jobs

- Nursing Core Expansion at Anchorage Campus (split funding with Initiative Pool Funds)
- Allied Health Programs delivered Statewide at Anchorage Campus
- Master's of Public Health at Anchorage Campus (partial funding)
- Bachelor of Science in Engineering Enrollment Growth at Anchorage Campus
- Construction Technology at Juneau Campus
- Mining Training and Computer and Electronics Faculty at Kenai Peninsula College
- Systemwide Integrated Geography Program (UAGP) at Fairbanks Campus
- Expand General Education Offerings at Anchorage and Kenai Peninsula College (partial funding)
- Educational Leadership at Juneau Campus

### Temporary Funding through Workforce Development Funds (WFD)

#### Preparing Alaskans for Jobs

- Dental Program at Tanana Valley Campus
- UAA/UAS 1+3 Program in Engineering
- Construction Management 2+2 degree program at Anchorage Campus
- Computer Network Technology at Anchorage Campus
- Career Services Center at Mat-Su College

### Temporary Funding through Initiative Pool Funds

#### Preparing Alaskans for Jobs

- Nursing Core Expansion at Anchorage Campus (split funding with FY08 GF Reallocation)
- WWAMI program expansion at Anchorage Campus

### Continue on Existing Funding Source

#### Preparing Alaskans for Jobs

- Undergraduate Fisheries Program Expansion (with matching private funds)
- Small Business Excellence Award and Business Faculty Support at Anchorage Campus
- Marketing, Community Outreach and Surveys Systemwide

### Funding not received in FY08, review program priority in the FY09 request

#### Preparing Alaskans for Jobs

- *Community Health Aide Program Instruction at College of Rural Alaska*
- *Bridge Programs for Students in High Demand Job Areas at Anchorage Campus*
- *High Demand Program Delivery via Distance Education Systemwide*
- *Expand Eagle River and Military Offering at Anchorage Campus*
- *AK Native Programs Faculty at Fairbanks Campus*

#### University Research Investment (Phase 2 of 5)

- *Biomedical & Health Research*
- *Engineering, Transportation and Energy*
- *Climate Impact on Alaska's Natural Resources*

#### Accountability

- *Student Success and College Readiness*
- *Academic and Program Support*

**Health Request**

The FY09 budget request of \$2.6 million for health programs represents a significant expansion of important programs in allied health, nursing, behavioral health, public health and medical education. The request is based on the collaborative work of deans and directors across the University system.

The request also begins the implementation of the Academic Plan for Health Programs which was adopted in May 2007. The plan is based on developing health education capacity in a way that limits duplication, meets state needs and builds on existing centers of excellence in academic performance.

For the past five years, UA has been expanding its health education offerings with great success. Enrollments are up 66%, with nearly 3500 students enrolled in health programs across the system. Despite this, health occupations still comprise 9 of the state's 10 fastest growing occupations and employers report a difficulty attracting qualified workers. A recent survey confirmed an average vacancy rate of 18% in all health occupations, with rates more dramatic in rural areas.

The request is distributed in the following categories:

<b>SUMMARY</b>		<b>GF</b>
Nursing		359,221
Allied Health		677,404
Behavioral Health		374,293
Public Health		100,000
Primary Care / Multi-disciplinary		1,101,872
Total Health Priorities for FY09		2,612,790
<b>MAUs SERVED</b>		<b>GF</b>
Multi-MAU (UAA as the lead)	65%	1,696,284
UAA	16%	427,222
UAF	16%	409,562
UAS	3%	79,722

**Program Highlights:**

**Nursing:** Funding for this request will add 16 additional nursing seats in the Associate degree program in Anchorage. There are approximately seven qualified students for every Anchorage nursing seat. It also adds capacity for RN’s with an Associate degree to achieve a BSN by distance.



## **Health Request (continued)**

**Allied Health:** Faculty at UAF and UAS are needed to teach distance programs in the fields of medical office, billing and coding and Certified Nursing Assistant and Personal Care.

**Dental Hygiene:** This request provides base funding for a new program of six seats in Fairbanks at the Tanana Valley Campus and adds two seats in the Anchorage program due to additional lab stations added this year.

**Paramedic/Emergency Medical:** Funding for this program category would add a program in Anchorage, provide the Fairbanks program stable funding and adds a clinical supervisor in Kenai, where the Southcentral program is headquartered.

**Psychology:** There are approximately 680 declared majors across the UA system, making this one of the largest degree programs. Faculty is needed at both UAA and UAF to meet growing student demand. This serves as one of the primary programs for students entering Mental Health career fields.

**Behavioral Health Initiatives Partnership (BHIP) Priority Programs:** Funding will be directed toward further enhancement of the Behavioral Health Initiatives Partnership (BHIP) between the University of Alaska, the State of Alaska Department of Health and Social Services and the Alaska Mental Health Trust Authority. Highlights of program improvements include: establishing three regional training cooperatives, supporting Early Childhood Mental Health Issues, and increasing Geriatric Education and Training.

**Professional Programs:** Funding for this request will allow implementation of a new program in Occupational Therapy in collaboration with another university and allows exploration of Pharmacy, Physician Assistant and Physical Therapy programs.

**Alaska Health Education Center:** The nation's only AHEC center housed in a school of nursing works with employers to attract students into health careers, provide clinical and internship opportunities and provides continuing education. This request provides needed match funds to federal and private contributions.

**Bristol Bay:** Funding for this request provides the capacity to develop nursing, allied health and behavioral health offerings to prepared students in the Dillingham area.

## **University of Alaska Engineering Expansion Initiative**

### Primary Goal:

- By 2012, UAA and UAF will produce 200 undergraduate trained engineers annually, more than doubling the annual number of current undergraduate trained engineers.

### Secondary Goals:

- By 2012, produce 20 baccalaureate Construction Management graduates and train 40-60 certificate and two-year Construction Technology program graduates annually. The two-year associate degree and certificate Construction Technology program started in fall 2006 with 69 students and 25 students in the first baccalaureate Construction Management class this fall (2007).
- By 2012, including the 200 undergraduate trained engineers, produce a total of 340 graduates in engineering related programs from certificate and associate to PhD level programs. This includes surveying and mapping, masters programs and post-baccalaureate certificates in areas such as Arctic Engineering.
- Increase the number of Project Management certificate and master degree recipients.
- Increase the number of students graduating from Alaska high schools who desire a career in engineering. These students will have the necessary math and science skills to be successful in engineering. A special emphasis will be placed on attracting UA Scholars and first-generation college students. The university will do this by:
  - Increasing outreach efforts to middle school and high school students including:
    - Career awareness opportunities
    - Sponsored math, science, and engineering type competitions
    - Summer math and science intensives through UA campuses
    - Institutionalizing the Alaska Native Science and Engineering Program (ANSEP) model.
  - Increasing outreach efforts to middle and high school math, vocational, and science teachers for curriculum support and student preparation awareness.
  - Provide merit and need-based college scholarships for students entering engineering programs who have demonstrated adequate high school math and science preparation.
- Expand Engineering Research capacity in areas important to Alaska including Transportation, Energy, and Climate Adaptation. Over the next four years, increase engineering related research by 50 percent from \$18 million to \$27 million.

## Engineering Expansion Initiative (continued)

- Expand professional development opportunities for existing professionals as continuing education will be required for maintenance of the PE license. Additionally, the National Council of Examiners for Engineering and Surveying (NCEES) Model Law adopted in 2006 proposes that licensing Boards require a MS or PhD in engineering, or at a minimum 30 credits of acceptable coursework beyond the BS degree, beginning in 2015.
- Develop 1+3 programs at Juneau, Mat-Su, Kenai and other UA community campuses as first-year feeder programs into the UAA and UAF engineering programs.
- Increase the number of scholarships available to engineering students reaching senior status in time to graduate within 5 years. Promote on-time graduation and full-time enrollment to completion. Providing for an initial goal of an annual \$10,000 scholarship (room, board, books, tuition and fees) for 100 senior engineering students would cost \$1.0 million annually.
- Develop centers of excellence in niche disciplines such as Energy, Arctic Engineering, and Transportation through establishing ten named professor positions (five-year private funding commitments of \$250,000/yr/professor).

### Current Status:

University of Alaska's undergraduate engineering programs are listed below. Relative to public university engineering program offerings in small western states the breadth of Alaska's engineering programs is reasonable, but not above average. The programs at UAA and UAF are complementary and collaborative with UAA offering general engineering with select emphases while UAF offers specialized discipline programs. Civil Engineering is the most popular discipline and requires the most graduates; therefore it is appropriate that it is provided at both locations.

- |                                     |          |
|-------------------------------------|----------|
| ➤ Engineering – Computer emphasis   | UAA      |
| ➤ Engineering – Electrical emphasis | UAA      |
| ➤ Engineering – Mechanical emphasis | UAA      |
| ➤ Geomatics                         | UAA      |
| ➤ Civil Engineering                 | UAA, UAF |
| ➤ Mechanical Engineering            | UAF      |
| ➤ Electrical Engineering            | UAF      |
| ➤ Computer Engineering              | UAF      |
| ➤ Petroleum Engineering             | UAF      |
| ➤ Geological Engineering            | UAF      |
| ➤ Mining Engineering                | UAF      |

Through the programs currently offered at UAA and UAF, 80 students earn undergraduate engineering degrees each year. Prior to the addition of the UAA general baccalaureate engineering (BSE) program, UAA graduated about 30 students; this number will increase to 90 by 2012. At UAF, 50 students receive baccalaureate degrees annually, with 110 expected in 2012.

## **Engineering Expansion Initiative (continued)**

The number of new students entering UA's undergraduate engineering programs reached more than 230 this fall, 130 at UAF and 100 at UAA. This compares to 80 first-time freshmen entering three years ago and 150 last year. Of these students, 46 are UA Scholars, nearly three times the number attending last year.

Other University of Alaska engineering related programs include:

- Programs for undergraduate engineering majors:
  - Engineering 2+2 Collaborative (UAA, UAF)
  - Alaska Native Science and Engineering Program (ANSEP)
- Engineering support careers including:
  - GIS, Geomatics, Surveying and Mapping, CAD Training
  - Construction Technology, Process Technology, Instrumentation
  - Construction Management, Project Management
- Engineering graduate level degrees and certificates:
  - Arctic, Electrical, Mechanical, Petroleum, Mining, and others.

### **Recent Investments in UA's Engineering Programs:**

The engineering instruction programs at UAA and UAF cost \$10.4 million in FY07 (UAA \$4.2 million, UAF \$6.2 million). This total is up from \$6.5 million three years ago (UAA \$2.4 million and UAF \$4.1 million). With the exception of minimal state funded salary and benefit increases and the investments noted below, internal campus reallocations and tuition revenue have been the primary sources of the engineering expansion at both UAA and UAF. Additionally, UAF's Institute of Northern Engineering research faculty conduct nearly \$18 million in research annually of which only \$2 million is funded from state general funds.

UAA investments:

- FY06, UAA's BSE program started with a combination of UAA funding reallocation and temporary UA funding totaling \$200,000. There was an additional \$200,000 of temporary funds provided for professional development and the Construction Technology programs.
- FY07, state funding was appropriated to base for UAA's ANSEP program, BSE program faculty, engineering professional development, and related general education support courses totaling \$780,000.
- FY08, the Board imposed a system-wide reallocation for health and engineering programs, with UAA engineering receiving an additional \$200,000 for BSE faculty. There was also one-time workforce development funds provided for the start-up of the Construction Management program.

UAF investments:

- FY07, state funding of \$150,000 was appropriated to fund career awareness activities, student recruitment efforts, and engineering instruction faculty to increase the number of new students.

## Engineering Expansion Initiative (continued)

- Also in FY07, \$250,000 in-state funding was provided for engineering research related to the public/private partnership in cold climate housing and energy.

### Current State Funding Requests:

The UA Board of Regents' FY09 proposed budget includes a \$2.2 million state funding request for Engineering and Construction Management program expansions augmented by \$810,000 from resulting tuition revenue and grants for total program funding of \$3 million. There is also state funding of \$500,000 requested for Energy research and \$500,000 for Transportation research related to the University Transportation Center.

- UAA: \$1.15 million of the state funding is requested for UAA including a total of 8 faculty for BSE program, Civil Engineering, Geomatics, Construction Management and related advising and general education requirements.
- UAF: \$850,000 of state funding is requested for student recruitment, advising for student success, core instruction in math and physics, lab equipment, graduate assistants for added lab focus, support of a graduate certificate in Construction Management and a modest amount for additional engineering instruction faculty. The Transportation and Energy research funding requests are centered within the UAF Institute of Northern Engineering.
- UAS: \$100,000 is requested for a 1+3 program in Juneau and \$65,000 for mining training support.

### Future-Year Funding Needs:

#### Facilities and Equipment:

- Expansion of facilities for classrooms, laboratories, additional teaching equipment, faculty offices, and research space is critical to meet these initiative goals.
- UAA proposed an expansion to its engineering facility in the FY09 capital budget request. Two years prior, due to the impact of instruction program growth and dramatic engineering related research growth at UAF, a new engineering building was proposed as part of UAF's 6-year capital plan.
- The Board of Regents' FY09 proposed capital budget request includes planning funds for both facilities: \$2.5 million for UAF's engineering building (expected project cost \$35 million) and \$2.0 million for UAA's expansion (estimated project cost \$12 million).
- Partnering with industry for facilities has been successful at other universities including Oregon State University (see <http://engr.oregonstate.edu/prosperity/building/>, <http://engr.oregonstate.edu/prosperity/building/naming.php>, <http://engr.oregonstate.edu/prosperity/building/power.html>)

## Engineering Expansion Initiative (continued)

Engineering and General Education Faculty to Meet Student Demand:

- The Board of Regents' FY09 operating budget request provides the faculty and graduate teaching assistants to meet FY09 student demand. Assuming the Governor and legislature provide sufficient funding based on current declared students progressing to junior and senior status and the planned incoming class in FY10, at least seven additional engineering programs and general education support faculty will be required for the two programs.
- Engineering faculty salaries are increasing as demand for engineers in private industry is increasing. Funding may be required to maintain competitive in recruiting and retaining the engineering faculty necessary to fully realize the goals of this initiative.

Advising, Tutoring, and Mentoring for Student Success:

- Meeting the stated engineering initiative goals requires sufficient advisors and mentors to enhance student success. Outreach efforts in middle and high schools, and retention of students while in engineering requires active involvement of advisors and mentors to guide students. Below are a few examples:
  - Summer intensives workshops for middle and high school student focused on math, engineering and vocational technology: A two week session accommodating 300 students will cost \$200,000.
    - Perspective-Reaching 300 9<sup>th</sup> graders:  
Fewer than 65% of the reported 11,500 Alaska ninth-graders graduate from high school which is near the bottom in the nation. There are about 7,300 Alaska high school graduates annually of whom fewer than 46% go to college; this is again near the bottom in the nation. Of the graduates who go to college over 60% attend in-state at UA; that is about 2,100 first-time freshmen, which is below national average, but significantly improved from the 45% attending in-state 10 years ago. Of those that do attend UA, two-thirds require remedial education, many in more than one subject and for more than one-semester (i.e. 2 or 3 semesters of math, English, and science). Reaching 300 ninth-graders is 2.5% of the Alaska ninth-graders. Setting a target of 20 annual intensive workshops could reach 50% of Alaska ninth-graders (\$4 million).
  - Sponsoring high school math and engineering competitions such as Lego Robotics and national math and computer programming contest. A state director who organizes industry volunteers and support events in various communities would cost \$300,000 annually.
  - Increase collaboration with school districts to encourage dual credit.

### Measures of Success:

Below are a few indicators that will be followed to predict and measure success of this initiative.

- Increase enrollment and retention rates of students with declared engineering majors

## **Engineering Expansion Initiative (continued)**

- Increase graduation rates in the engineering disciplines
- Create joint college and School of Engineering alliances that include regular gatherings of the representatives to collaborate towards attaining aligned goals
- Conduct regular joint meetings among colleges and School of Engineering advisory councils, and dean/faculty/staff groups
- Establish joint strategies to be implemented and supported by UA engineering programs
- Increase number of internship and scholarship opportunities
- Maintain the excellent in-state job placement rates for UA engineering graduates

## A Perspective on the Magnitude of Workforce Training Needs in Alaska

University of Alaska's FY09 priority program requests that include health, engineering, construction management and fisheries are conservative and address only a small portion of Alaska's currently identified workforce shortage. These instructional program expansions (\$5.8 million) coupled with the student success requests (\$2.7 million) are appropriate and critical next steps. These investments will generate a corresponding gain in the number of graduates prepared for Alaska's high-demand occupations. However, these program investments do not in any way meet all of Alaska's current and projected workforce shortages in career fields requiring post-secondary education.

### The Big Picture

Alaska's Department of Labor and Workforce Development (DOLWD) provides valuable information on the Alaska workforce, including indicators of current workforce shortages and projected demand. The list below provides a big-picture perspective on Alaska's workforce issues. In reviewing the list, it is important to keep in mind that there are 32,000 students enrolled across the UA system and in the last five years, 14,000 students completed degree programs. Of those graduates, 71% stayed in-state and 90% of those are employed. Specific to programs qualifying students for Alaska's high demand occupations<sup>1</sup>, UA has increased the annual number of graduates by over 30% in five years. These high demand job graduates account for 70% of total UA graduates.

- Using Alaska's 1<sup>st</sup> quarter employment as the most conservative indicator of available year-round jobs, there are 252,400 jobs, of which 27,400 (11%) are filled by non-resident workers.<sup>2</sup>
- The total wage and salary earnings (i.e. payroll) in Alaska are \$13 billion of which \$1.35 billion is earned by non-residents<sup>3</sup>. With the normal economic multiplier, DOLWD estimates the annual income lost (had those non-resident earnings stayed in Alaska) to be between \$1.9 billion and \$2.6 billion<sup>4</sup>.
- Although solid estimates are not available, 8% employment growth is a conservative estimate if a gas pipeline is constructed, compared to the more than 200% employment growth observed when the oil pipeline was built. That 8% is not equally distributed among occupations. Influenced by direct pipeline jobs, it is estimated that other occupations would grow at a 4% to 5% rate compared to the 2008 estimate of 1%<sup>5</sup>.
- Nationally, 23% of jobs require at least a four-year college degree; however, 75% of all jobs require some level of post-secondary education or training. Although Alaska is unique, when focusing on just the year-round jobs, these national figures are reasonable estimates for Alaska.
- Within the total potential university market is the university's most traditional student market, recent high school graduates. There are approximately 7,500 high school graduates; however, less than half (~3,500) of Alaska high school graduates attend postsecondary education upon graduation. This ranks Alaska among the lowest in the nation. Fortunately, of those going to college, more than 60% now attend in-state versus 45% ten years ago.
-



## Workforce Training Needs in Alaska (continued)

### Focus on High Demand Occupations

UA has focused directly on developing programs to address high demand occupations and has been driven by the principle of enabling Alaskans to qualify for the good-paying legacy jobs that can withstand the boom and bust nature of Alaska's employment scene. There are several critical factors that substantially impact the cost and effectiveness of new programs and must always be considered when prioritizing program expansions:

- The existence of faculty and staff expertise.
- Available facility capacity.
- Anticipated student demand (academically qualified w/ financial means to attend).
- Ability to acquire industry relationship and support.
- On-going stable Alaska employment opportunity.

The program expansions to date, complemented by the FY09 requests in health, engineering, and construction management only touch the surface of current employer demand. Although modest, they are at a level at which the university can successfully execute the targeted program growth. Factors not related to funding constrain more rapid expansion.

### Health

- UA has 40 specific programs to address more than 100 DOLWD identified health career occupations. The number of graduates from these programs increased by 70% in the last several years. Indicative of many health disciplines is the high number of non-resident hires (4,000 annually in health care and social assistance<sup>6</sup>) and significant wage premiums relative to lower-48 counterparts (ranging from 16% to 27% verses 12% for all occupations<sup>7</sup>).
- In just one occupation, nursing, even after UA has doubled the number of qualified nursing graduates from 96 to 216 annually (nearly all of whom stay and work in Alaska), there are still 600 non-resident nurses hired annually<sup>8</sup>.
- UA is facility-constrained, clinical-site constrained, and is dependent on additional operating funds to substantially expand health programs. However, it is important to recognize that the majority of the non-resident nursing hires are specialists in areas like ICU and neo-natal with post-baccalaureate and master's degree qualifications. Other specialized health occupations in demand include pharmacists, physical therapists, occupational therapists, ultrasound technicians, respiratory therapists, various physicians, and the list goes on. Thus, adding more two-year degree nursing slots isn't the only answer; adding specialized and advanced programs as well as the supporting occupations in allied and behavioral health programs is needed. Health discipline faculty and staff are moving on several fronts to maximize the number of qualified graduates under current program capacity, and smaller allied health programs are being added at main and community campuses.

## Workforce Training Needs in Alaska (continued)

- The next big step, however, will take a few years as the new facility becomes available and alternatives for clinical experience are identified. FY09 and FY10 operating funding increases (\$2.7 to \$3.0 million/yr) and construction funding for the UAA Health Sciences Building (\$46 million) coupled with the internal focus to aggressively evaluate simulator technology are the necessary next steps. Currently, UA invests \$24 million to produce more than 700 qualified graduates annually in health programs. To be responsive to the workforce needs, many of the next programs will be smaller in size, more specialized, and consequently, more expensive. In FY11 or FY12 after the new facility is available, UA would require a minimum \$14 million operating increase to expand the number of health graduates by another 50%. If a more significant focus was put toward training discipline specific physicians in Alaska, that figure would increase from \$14 million to a minimum \$40 million as well as requiring additional facilities. This is still a far distance from replacing the 4,000 non-resident hires.

### Engineering and Construction Management

- By 2012, UA plans to produce 200 undergraduate trained engineers annually, more than doubling the current annual number of 80. An additional goal is to produce 20 baccalaureate construction management graduates (a new program started in FY08) and to train 40-60 certificate and two-year construction technology program graduates annually.
- These growth goals are aggressive in UA's current operating environment; however, the demand for engineers and construction managers is significantly higher than program expansion goals. In mining, oil and gas, and construction industries there are currently 10,300 non-resident workers. Assuming only one of every six of these are engineers, construction managers or technicians, there are 1,700 non-residents in these occupations today. From another direction, industry estimates show a need for 400 additional engineers annually.
- The constraints for substantially expanding engineering are somewhat different than in health. In health there is more demand from qualified students than can be accommodated. In engineering, student demand is available for the doubling to 200; however, beyond that, a significant emphasis on developmental education, middle and high school math, engineering, and science preparation are necessary to expand the qualified student base.
- Facility constraints are also looming. In the next two years, UAA and UAF will have to be very creative in space, lab, classroom, and faculty office solutions to accommodate the growth that currently exists. Both UAA and UAF have capital planning requests to address the facility constraints; again, it will take a few years. Current capital project costs estimates are \$12 million for a building addition at UAA and \$30 million for a new facility at UAF.

## Workforce Training Needs in Alaska (continued)

- Expanding at a faster pace than planned would also be constrained by the availability of more faculty and staff. UA is not the only university expanding engineering programs: Wyoming, New Mexico, Alberta and a host of other states/provinces are moving to advance engineering programs. The faculty demand is high from other universities as well as the private sector, especially in related areas like process technology and mining training. Reaching the goal of 200 undergraduate engineers is achievable within these constraints.
- Specific to engineering, UA currently invests \$10.4 million, up from \$6.5 million three years ago. By 2012, after doubling the number of graduates UA will be investing an estimated \$16 million, annually. To address related occupations and to redouble engineering graduates UA will need to invest an additional \$14-18 million in operating funds and at least another \$25 million or more for facilities.

### Other High Demand Occupations

- Health, engineering and construction management have the most significant identified workforce shortages. There are several other areas including: fisheries/natural resource management, teachers, aviation/pilots, auto/heavy equipment/aviation mechanics, and public administration with identified workforce needs toward which UA has expanded or is planning to expand offerings. Again the steps are small and incremental. To take a major leap in these areas, as in health and engineering, must be done considering constraining factors. The cost structure and facility requirement for fisheries/natural resource management, teachers, and public administration would be less than health and engineering; however, substantial advances for aviation/pilots, auto/heavy equipment/aviation mechanics will be significantly more costly.

While dramatic opportunities exist for UA to respond to the state workforce needs, increased funding is a necessary component but not the only limiting factor. UA will continue focusing on high-demand occupations and carefully evaluate and sequence program growth to most effectively meet those needs.

---

<sup>1</sup> UA programs addressing high demand occupations cover nursing, allied health, behavioral health, engineering, construction management and technology, transportation, business, information technology, process technology and range from one-semester training certificates through graduate degrees.

<sup>2</sup> DOLWD "Nonresidents Working in Alaska 2005", January 2007. The number of non-resident workers in Alaska ranges from 27,400 working in the 1<sup>st</sup> quarter (winter) to 54,300 in the 3<sup>rd</sup> quarter (summer). Across an entire year more than 74,000 non-residents are hired in Alaska.

<sup>3</sup> DOLWD "Alaska Economic Trends" May 2007

<sup>4</sup> DOLWD "Alaska Economic Trends" May 2007

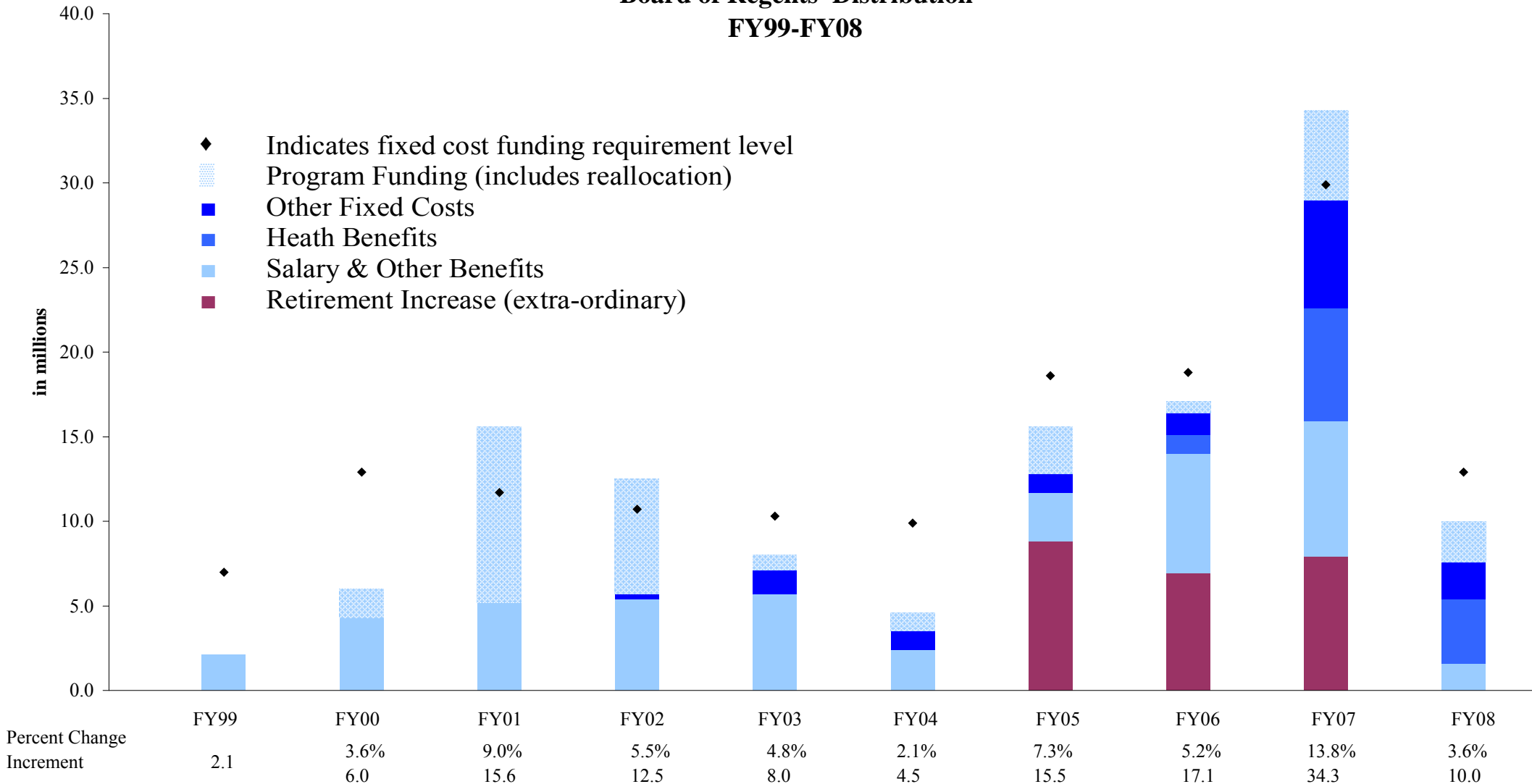
<sup>5</sup> DOLWD "Alaska Economic Trends" September 2007

<sup>6</sup> DOLWD "Nonresidents Working in Alaska 2005", January 2007.

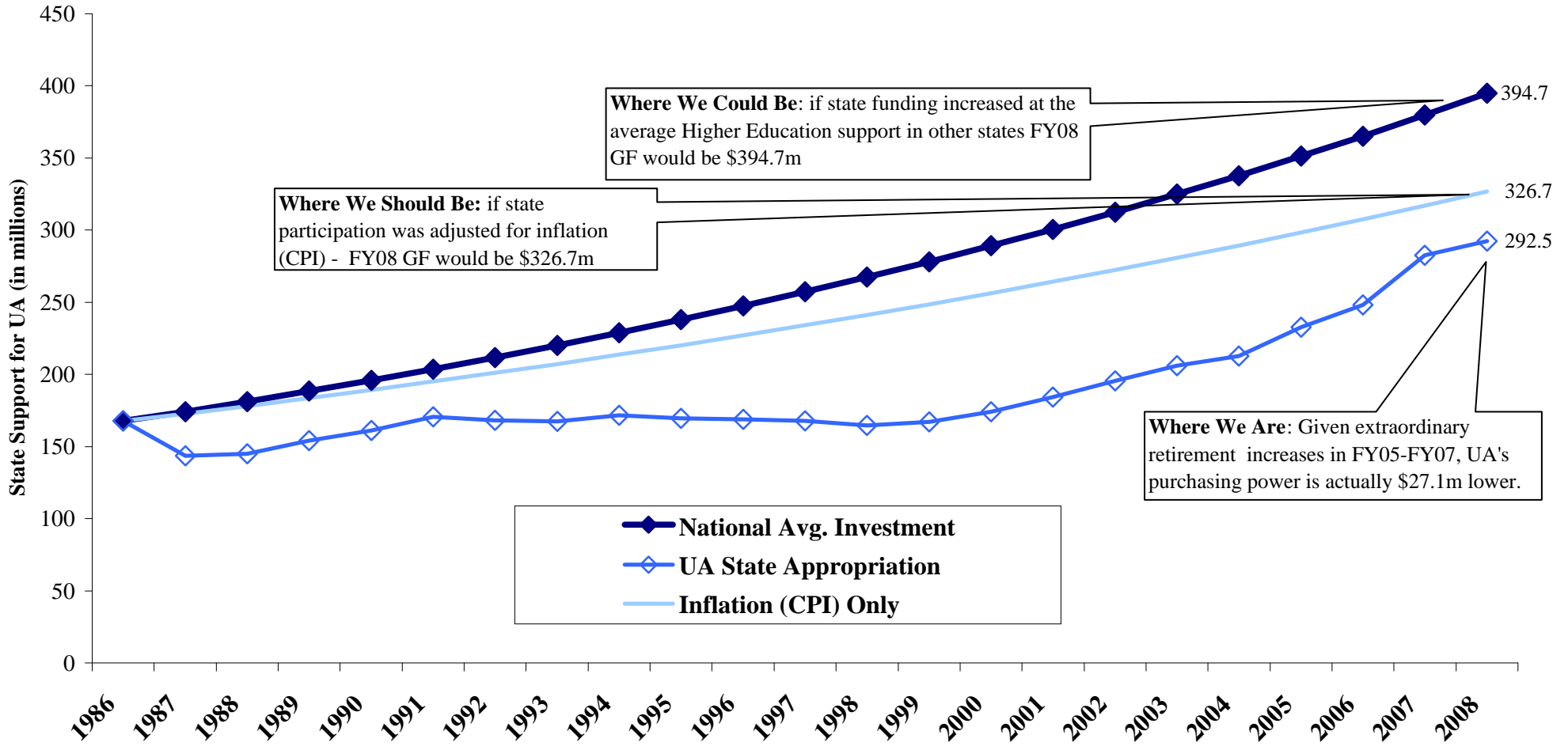
<sup>7</sup> DOLWD "Alaska Economic Trends" June/July 2007

<sup>8</sup> DOLWD "Nonresidents Working in Alaska 2005", January 2007.

**University of Alaska  
Annual Change in State Appropriations  
Board of Regents' Distribution  
FY99-FY08**



# University of Alaska State Appropriation Comparison



## University of Alaska

### FY07-FY08 Budget and FY09 Budget Request by NCHEMS (in thousands)

Total University of Alaska	FY07 Budget Request			FY08 Budget Request			FY09 Budget Request		
	State Approp <sup>1</sup>	Receipts Authority	Total Funds	State Approp <sup>1</sup>	Receipts Authority	Total Funds	State Approp <sup>1</sup>	Receipts Authority	Total Funds
Academic Support	30,022.3	8,309.5	38,331.8	32,408.3	10,129.7	42,538.0	35,420.4	8,734.6	44,155.0
Instruction	82,440.2	130,732.8	213,173.0	81,875.8	135,424.7	217,300.5	89,485.6	126,607.8	216,093.4
Intercollegiate Athl.	4,178.6	4,715.1	8,893.7	3,809.1	5,309.4	9,118.5	4,163.1	6,852.1	11,015.2
Library Services	12,678.9	2,720.2	15,399.1	13,296.2	2,515.2	15,811.4	14,532.0	2,990.4	17,522.4
Scholarships	1,208.2	10,542.6	11,750.8	1,413.2	10,130.2	11,543.4	1,544.5	15,559.6	17,104.1
Student Services	22,128.7	7,872.1	30,000.8	24,672.2	8,398.5	33,070.7	26,965.3	8,756.1	35,721.4
<b>Instruction and Student Related</b>	<b>152,656.9</b>	<b>164,892.3</b>	<b>317,549.2</b>	<b>157,474.8</b>	<b>171,907.7</b>	<b>329,382.5</b>	<b>172,110.9</b>	<b>169,500.6</b>	<b>341,611.5</b>
Institutional Support	61,128.5	52,607.3	113,735.8	63,199.8	59,021.5	122,221.3	69,073.7	45,931.3	115,005.0
Debt Service	1,920.7	3,337.3	5,258.0	1,006.5	4,251.5	5,258.0	1,100.0	3,016.8	4,116.8
Physical Plant	39,148.4	27,819.8	66,968.2	42,345.1	30,542.0	72,887.1	46,280.8	35,292.9	81,573.7
<b>Infrastructure</b>	<b>102,197.6</b>	<b>83,764.4</b>	<b>185,962.0</b>	<b>106,551.4</b>	<b>93,815.0</b>	<b>200,366.4</b>	<b>116,454.5</b>	<b>84,241.0</b>	<b>200,695.5</b>
<b>Public Service</b>	6,246.1	17,951.5	24,197.6	7,922.0	19,196.2	27,118.2	8,658.3	28,801.1	37,459.4
<b>Research</b>	21,431.3	125,857.4	147,288.7	20,622.4	123,705.6	144,328.0	22,539.1	136,679.5	159,218.6
<b>Auxiliary Services</b>	-	44,517.5	44,517.5	-	46,989.3	46,989.3	-	46,207.1	46,207.1
<b>Unallocated Authority</b>	-	54,592.1	54,592.1	-	50,606.1	50,606.1	-	71,540.0	71,540.0
<b>Totals:</b>	<b>282,531.9</b>	<b>491,575.2</b>	<b>774,107.1</b>	<b>292,570.6</b>	<b>506,219.9</b>	<b>798,790.5</b>	<b>319,762.8</b>	<b>536,969.3</b>	<b>856,732.1</b>
Other Appropriations <sup>2</sup>	2.0	0.0	2.0	2,641.0		2,641.00			
<b>Total:</b>	<b>282,533.9</b>	<b>491,575.2</b>	<b>774,109.1</b>	<b>295,211.6</b>	<b>506,219.9</b>	<b>801,431.5</b>	<b>319,762.8</b>	<b>536,969.3</b>	<b>856,732.1</b>

Note: The NCHEMS detail above differs from NCHEMS detail reported in the Financial Statements due to reporting requirements for transfers and Indirect Cost Recovery.

1 State Appropriations includes GF, GF/Match, GF/MHT, ACPE Funds, ASTF Funds and Workforce Development Funds.

2 Other appropriations: FY07 includes \$2.0 in License Plate Revenue; and FY08 includes \$1.0 in License Plate Revenue and \$2,640.0 One-time Utility Funding.

**University of Alaska**

**FY96, FY99, FY07 Actual Expenditures by NCHEMS (in thousands)**

Total University of Alaska	FY96 Actuals			FY99 Actuals			FY07 Actuals			% Change FY99-FY07		
	State Approp <sup>1</sup>	Receipts Authority	Total Funds	State Approp <sup>1</sup>	Receipts Authority	Total Funds	State Approp <sup>1</sup>	Receipts Authority	Total Funds	State Approp <sup>1</sup>	Receipts Authority	Total Funds
Academic Support	14,490.8	3,184.2	17,675.0	11,299.7	2,888.6	14,188.3	29,463.8	10,462.4	39,926.2	160.8%	262.2%	181.4%
Instruction	48,403.1	52,349.4	100,752.5	50,404.5	52,759.9	103,164.4	81,270.3	101,880.0	183,150.3	61.2%	93.1%	77.5%
Intercollegiate Athl.	2,695.7	3,365.7	6,061.4	2,232.6	3,524.6	5,757.2	3,705.5	6,381.7	10,087.2	66.0%	81.1%	75.2%
Library Services	8,339.1	3,733.1	12,072.2	8,667.3	3,969.9	12,637.2	13,140.3	2,905.8	16,046.1	51.6%	-26.8%	27.0%
Scholarships <sup>2</sup>	640.5	6,890.9	7,531.4	699.5	10,546.0	11,245.5	1,658.5	14,004.6	15,663.1		See note <sup>2</sup>	
Student Services	10,981.0	6,529.5	17,510.5	10,524.3	6,368.2	16,892.5	23,333.7	9,378.2	32,711.9	121.7%	47.3%	93.7%
<b>Instruction and Student Related</b>	<b>85,550.2</b>	<b>76,052.8</b>	<b>161,603.0</b>	<b>83,827.9</b>	<b>80,057.2</b>	<b>163,885.1</b>	<b>152,572.1</b>	<b>145,012.7</b>	<b>297,584.8</b>	<b>82.0%</b>	<b>81.1%</b>	<b>81.6%</b>
Institutional Support	32,156.4	30,787.5	62,943.9	35,448.8	28,554.3	64,003.1	57,579.0	48,759.4	106,338.4	62.4%	70.8%	66.2%
Debt Service	2,652.0	744.2	3,396.2	2,762.1	883.5	3,645.6	1,919.0	3,214.5	5,133.5	-30.5%	263.8%	40.8%
Physical Plant	30,701.1	14,146.5	44,847.6	29,237.3	14,560.8	43,798.1	40,912.6	31,009.2	71,921.8	39.9%	113.0%	64.2%
<b>Infrastructure</b>	<b>65,509.5</b>	<b>45,678.2</b>	<b>111,187.7</b>	<b>67,448.2</b>	<b>43,998.6</b>	<b>111,446.8</b>	<b>100,410.6</b>	<b>82,983.1</b>	<b>183,393.7</b>	<b>48.9%</b>	<b>88.6%</b>	<b>64.6%</b>
<b>Public Service</b>	5,460.0	12,201.9	17,661.9	4,731.2	13,045.4	17,776.6	6,706.0	27,597.5	34,303.5	41.7%	111.6%	93.0%
<b>Research</b>	15,060.3	44,655.5	59,715.8	12,955.6	63,192.1	76,147.7	22,843.3	119,564.8	142,408.1	76.3%	89.2%	87.0%
<b>Auxiliary Services</b>	0.0	20,432.0	20,432.0	0.0	29,286.4	29,286.4		42,314.2	42,314.2	0.0%	44.5%	44.5%
<b>Unallocated Authority</b>	0.0	0.0	0.0	0.0	0.0	0.0				0.0%	0.0%	0.0%
<b>Totals:</b>	<b>171,580.0</b>	<b>199,020.4</b>	<b>370,600.4</b>	<b>168,962.9</b>	<b>229,579.7</b>	<b>398,542.6</b>	<b>282,532.0</b>	<b>417,472.3</b>	<b>700,004.3</b>	<b>67.2%</b>	<b>81.8%</b>	<b>75.6%</b>
Other Appropriations <sup>3</sup>				641.4		641.4	2,646.0		2,646.0			
<b>Total:</b>	<b>171,580.0</b>	<b>199,020.4</b>	<b>370,600.4</b>	<b>169,604.3</b>	<b>229,579.7</b>	<b>399,184.0</b>	<b>285,178.0</b>	<b>417,472.3</b>	<b>702,650.3</b>	<b>68.1%</b>	<b>81.8%</b>	<b>76.0%</b>

Note: The NCHEMS detail above differs from NCHEMS detail reported in the Financial Statements due to reporting requirements for transfers and Indirect Cost Recovery.

<sup>1</sup> State Appropriations includes GF, GF/Match, GF/MHT, ACPE Funds, ASTF Funds and Workforce Development Funds.

<sup>2</sup> Commencing in FY03, in accordance with GASB 34, the university is required to report student tuition and fee revenue and auxiliary receipts net of allowances and discounts, with corresponding offsets in scholarships. For more information see [www.alaska.edu/swbudget/publications//tuitiondescription/tuitionindex.xml](http://www.alaska.edu/swbudget/publications//tuitiondescription/tuitionindex.xml).

<sup>3</sup> Other Appropriations: FY99 includes \$594.9 for Y2K assessment and remediation and \$46.5 re-appropriation for library books; FY07 includes \$2.0 in License Plate Revenue, \$4.0 ETS Chargeback, and \$2,640.0 for One-time Utility Funding.

University of Alaska

FY05, FY06, FY07 Actual Expenditures by NCHEMS (in thousands)

Total University of Alaska	FY05 Actuals			FY06 Actuals			FY07 Actuals			% Change FY05-FY07		
	State Approp <sup>1</sup>	Receipts Authority	Total Funds	State Approp <sup>1</sup>	Receipts Authority	Total Funds	State Approp <sup>1</sup>	Receipts Authority	Total Funds	State Approp <sup>1</sup>	Receipts Authority	Total Funds
Academic Support	23,854.1	7,698.9	31,553.0	26,680.9	9,523.8	36,204.7	29,463.8	10,462.4	39,926.2	23.5%	35.9%	26.5%
Instruction	64,473.2	88,345.2	152,818.4	69,685.3	95,411.9	165,097.2	81,270.3	101,880.0	183,150.3	26.1%	15.3%	19.9%
Intercollegiate Athl.	3,407.9	4,525.6	7,933.5	3,792.0	5,169.9	8,961.9	3,705.5	6,381.7	10,087.2	8.7%	41.0%	27.2%
Library Services	11,208.2	3,440.2	14,648.4	11,871.0	3,250.2	15,121.2	13,140.3	2,905.8	16,046.1	17.2%	-15.5%	9.5%
Scholarships <sup>2</sup>	3,009.4	10,911.9	13,921.3	1,322.3	14,039.1	15,361.4	1,658.5	14,004.6	15,663.1	-44.9%	28.3%	12.5%
Student Services	18,533.2	10,000.1	28,533.3	20,413.8	9,785.0	30,198.8	23,333.7	9,378.2	32,711.9	25.9%	-6.2%	14.6%
<b>Instruction and Student Related</b>	<b>124,486.0</b>	<b>124,921.9</b>	<b>249,407.9</b>	<b>133,765.3</b>	<b>137,179.9</b>	<b>270,945.2</b>	<b>152,572.1</b>	<b>145,012.7</b>	<b>297,584.8</b>	<b>22.6%</b>	<b>16.1%</b>	<b>19.3%</b>
Institutional Support	46,669.9	37,160.5	83,830.4	50,318.5	36,628.9	86,947.4	57,579.0	48,759.4	106,338.4	23.4%	31.2%	26.9%
Debt Service	1,970.7	1,705.0	3,675.7	1,920.7	1,506.2	3,426.9	1,919.0	3,214.5	5,133.5	-2.6%	88.5%	39.7%
Physical Plant	33,496.7	27,772.1	61,268.8	36,139.7	26,596.8	62,736.5	40,912.6	31,009.2	71,921.8	22.1%	11.7%	17.4%
<b>Infrastructure</b>	<b>82,137.3</b>	<b>66,637.6</b>	<b>148,774.9</b>	<b>88,378.9</b>	<b>64,731.9</b>	<b>153,110.8</b>	<b>100,410.6</b>	<b>82,983.1</b>	<b>183,393.7</b>	<b>22.3%</b>	<b>24.5%</b>	<b>23.3%</b>
<b>Public Service</b>	5,791.3	23,544.5	29,335.8	6,186.1	25,017.3	31,203.4	6,706.0	27,597.5	34,303.5	15.8%	17.2%	16.9%
<b>Research</b>	18,720.2	112,571.8	131,292.0	19,858.5	118,353.5	138,212.0	22,843.3	119,564.8	142,408.1	22.0%	6.2%	8.5%
<b>Auxiliary Services</b>		37,925.7	37,925.7		40,740.6	40,740.6		42,314.2	42,314.2		11.6%	11.6%
<b>Unallocated Authority</b>												
<b>Totals:</b>	<b>231,134.8</b>	<b>365,601.5</b>	<b>596,736.3</b>	<b>248,188.8</b>	<b>386,023.2</b>	<b>634,212.0</b>	<b>282,532.0</b>	<b>417,472.3</b>	<b>700,004.3</b>	<b>22.2%</b>	<b>14.2%</b>	<b>17.3%</b>
Other Appropriations <sup>3</sup>	887.7		887.7	2,428.5		2,428.5	2,646.0		2,646.0			
<b>Total:</b>	<b>232,022.5</b>	<b>365,601.5</b>	<b>597,624.0</b>	<b>250,617.3</b>	<b>386,023.2</b>	<b>636,640.5</b>	<b>285,178.0</b>	<b>417,472.3</b>	<b>702,650.3</b>	<b>22.9%</b>	<b>14.2%</b>	<b>17.6%</b>

Note: The NCHEMS detail above differs from NCHEMS detail reported in the Financial Statements due to reporting requirements for transfers and Indirect Cost Recovery.

<sup>1</sup> State Appropriations includes GF, GF/Match, GF/MHT, ACPE Funds, ASTF Funds and Workforce Development Funds.

<sup>2</sup> Commencing in FY03, in accordance with GASB 34, the university is required to report student tuition and fee revenue and auxiliary receipts net of allowances and discounts, with corresponding offsets in scholarships. For more information see [www.alaska.edu/swbudget/publications/tuitiondescription/tuitionindex.xml](http://www.alaska.edu/swbudget/publications/tuitiondescription/tuitionindex.xml).

<sup>3</sup> Other Appropriations: FY05 includes \$2.2 in License Plate Revenue, a \$65.0 re-appropriation to UAA, \$631.3 TVEP and \$189.2 in additional Workforce Development funds; FY06 includes \$2.5 in License Plate Revenue, \$75.0 (\$70.4 actual expenditure) for the FFA State Director, and \$2,355.6 for One-time Utility Funding; FY07 includes \$2.0 in License Plate Revenue, \$4.0 ETS Chargeback, and \$2,640.0 for One-time Utility Funding.



**FY04-FY07 Actual Expenditures by Campus/MAU (in thousands)**

Total University of Alaska	FY04 Actuals			FY05 Actuals			FY06 Actuals			FY07 Actuals			% Change FY06-FY07		
	State Approp <sup>1</sup>	Receipts Authority	Total Funds	State Approp <sup>1</sup>	Receipts Authority	Total Funds	State Approp <sup>1</sup>	Receipts Authority	Total Funds	State Approp <sup>1</sup>	Receipts Authority	Total Funds	State Approp <sup>1</sup>	Receipts Authority	Total Funds
<b>Statewide Programs &amp; Services</b>															
Statewide Services	8,373.1	17,539.6	25,912.7	10,033.0	19,592.1	29,625.1	11,329.9	22,524.1	33,854.0	13,025.9	29,466.1	42,492.0	15.0%	30.8%	25.5%
Statewide Networks (ITS)	6,953.8	4,380.9	11,334.7	7,544.4	5,107.6	12,652.0	7,848.9	4,509.0	12,357.9	9,029.6	4,502.5	13,532.1	15.0%	-0.1%	9.5%
<b>Total SPS</b>	<b>15,326.9</b>	<b>21,920.5</b>	<b>37,247.4</b>	<b>17,577.4</b>	<b>24,699.7</b>	<b>42,277.1</b>	<b>19,178.8</b>	<b>27,033.1</b>	<b>46,211.9</b>	<b>22,055.5</b>	<b>33,968.6</b>	<b>56,024.1</b>	<b>15.0%</b>	<b>25.7%</b>	<b>21.2%</b>
<b>University of Alaska Anchorage</b>															
Anchorage Campus	66,627.5	97,112.0	163,739.5	71,097.9	99,873.3	170,971.2	75,644.2	107,090.2	182,734.4	85,622.7	113,691.4	199,314.1	13.2%	6.2%	9.1%
Kenai Pen. Col.	4,043.5	3,076.0	7,119.5	4,862.4	3,603.7	8,466.1	5,523.6	4,331.2	9,854.8	6,568.3	4,818.6	11,386.9	18.9%	11.3%	15.5%
Kodiak College	1,977.8	1,221.0	3,198.8	2,084.7	1,006.2	3,090.9	2,274.1	872.5	3,146.6	2,559.8	880.9	3,440.7	12.6%	1.0%	9.3%
Mat-Su College	3,129.6	3,002.9	6,132.5	3,328.4	2,713.1	6,041.5	3,582.1	2,729.0	6,311.1	3,757.6	3,216.4	6,974.0	4.9%	17.9%	10.5%
Prince Wm Snd CC	1,949.0	3,198.7	5,147.7	2,034.6	2,828.8	4,863.4	2,300.5	2,255.2	4,555.7	2,749.6	2,414.9	5,164.5	19.5%	7.1%	13.4%
<b>Total UAA</b>	<b>77,727.4</b>	<b>107,610.6</b>	<b>185,338.0</b>	<b>83,408.0</b>	<b>110,025.1</b>	<b>193,433.1</b>	<b>89,324.5</b>	<b>117,278.1</b>	<b>206,602.6</b>	<b>101,258.0</b>	<b>125,022.2</b>	<b>226,280.2</b>	<b>13.4%</b>	<b>6.6%</b>	<b>9.5%</b>
<b>University of Alaska Fairbanks</b>															
Fairbanks Campus	72,388.1	92,473.5	164,861.6	76,644.1	94,950.9	171,595.0	82,227.9	96,791.2	179,019.1	94,401.2	104,194.5	198,595.7	14.8%	7.6%	10.9%
Fairbanks Org. Res.	14,810.0	91,674.0	106,484.0	16,304.1	96,466.8	112,770.9	17,112.3	103,691.6	120,803.9	19,921.4	109,602.7	129,524.1	16.4%	5.7%	7.2%
<b>College of Rural &amp; Community Development</b>															
Bristol Bay Campus	840.9	1,792.4	2,633.3	886.1	1,921.5	2,807.6	939.0	1,869.6	2,808.6	1,056.7	1,956.3	3,013.0	12.5%	4.6%	7.3%
Chukchi Campus	607.1	1,171.7	1,778.8	627.9	851.8	1,479.7	701.9	799.1	1,501.0	725.1	962.2	1,687.3	3.3%	20.4%	12.4%
Cooperative Ext.	3,015.1	2,940.9	5,956.0	3,170.4	3,682.7	6,853.1	3,396.0	3,716.9	7,112.9	3,598.7	3,983.7	7,582.4	6.0%	7.2%	6.6%
Interior-Aleut. Campus	1,434.2	1,671.5	3,105.7	1,202.3	1,910.0	3,112.3	1,280.8	1,992.6	3,273.4	1,385.7	2,336.1	3,721.8	8.2%	17.2%	13.7%
Kuskokwim Campus	2,077.2	2,966.4	5,043.6	2,145.5	3,311.0	5,456.5	2,399.8	2,903.5	5,303.3	2,778.7	3,251.9	6,030.6	15.8%	12.0%	13.7%
Northwest Campus	1,317.9	1,175.3	2,493.2	1,349.4	728.5	2,077.9	1,414.4	583.2	1,997.6	1,503.2	840.3	2,343.5	6.3%	44.1%	17.3%
College of Rural & Com. Dev.	3,376.4	4,479.8	7,856.2	4,038.7	5,900.1	9,938.8	4,378.1	5,650.9	10,029.0	4,565.3	6,330.8	10,896.1	4.3%	12.0%	8.6%
Tanana Valley Campus	3,650.9	3,260.8	6,911.7	3,451.8	3,559.7	7,011.5	4,155.2	4,284.8	8,440.0	4,891.1	5,688.0	10,579.1	17.7%	32.7%	25.3%
<b>Total UAF</b>	<b>103,517.8</b>	<b>203,606.3</b>	<b>307,124.1</b>	<b>109,820.3</b>	<b>213,283.0</b>	<b>323,103.3</b>	<b>118,005.4</b>	<b>222,283.4</b>	<b>340,288.8</b>	<b>134,827.1</b>	<b>239,146.5</b>	<b>373,973.6</b>	<b>14.3%</b>	<b>7.6%</b>	<b>9.9%</b>
<b>University of Alaska Southeast</b>															
Juneau Campus	15,016.0	13,396.1	28,412.1	16,057.8	12,625.3	28,683.1	17,151.7	14,308.6	31,460.3	19,269.4	14,928.8	34,198.2	12.3%	4.3%	8.7%
Ketchikan Campus	1,914.8	1,326.0	3,240.8	2,108.8	1,770.0	3,878.8	2,190.6	1,787.5	3,978.1	2,495.8	1,418.0	3,913.8	13.9%	-20.7%	-1.6%
Sitka Campus	2,081.0	3,419.6	5,500.6	2,162.6	3,198.3	5,360.9	2,337.8	3,332.5	5,670.3	2,626.2	2,988.2	5,614.4	12.3%	-10.3%	-1.0%
<b>Total UAS</b>	<b>19,011.8</b>	<b>18,141.7</b>	<b>37,153.5</b>	<b>20,329.2</b>	<b>17,593.6</b>	<b>37,922.8</b>	<b>21,680.1</b>	<b>19,428.6</b>	<b>41,108.7</b>	<b>24,391.4</b>	<b>19,335.0</b>	<b>43,726.4</b>	<b>12.5%</b>	<b>-0.5%</b>	<b>6.4%</b>
<b>Revenue Subtotal</b>	<b>215,583.9</b>	<b>351,279.1</b>	<b>566,863.0</b>	<b>231,134.9</b>	<b>365,601.4</b>	<b>596,736.3</b>	<b>248,188.8</b>	<b>386,023.2</b>	<b>634,212.0</b>	<b>282,532.0</b>	<b>417,472.3</b>	<b>700,004.3</b>	<b>13.8%</b>	<b>8.1%</b>	<b>10.4%</b>
Other Appropriations <sup>2</sup>	2.1		2.1	887.7		887.7	2,428.5		2,428.5	2,646.0		2,646.0			
<b>Total University</b>	<b>215,586.0</b>	<b>351,279.1</b>	<b>566,865.1</b>	<b>232,022.6</b>	<b>365,601.4</b>	<b>597,624.0</b>	<b>250,617.3</b>	<b>386,023.2</b>	<b>636,640.5</b>	<b>285,178.0</b>	<b>417,472.3</b>	<b>702,650.3</b>	<b>13.8%</b>	<b>8.1%</b>	<b>10.4%</b>

<sup>1</sup> State Appropriations includes GF, GF/Match, GF/MHT, ACPE Funds, ASTF Funds and Workforce Development Funds.

<sup>2</sup> Other appropriations: FY04 includes \$2.1 in License Plate Revenue; FY05 includes \$2.2 in License Plate Revenue, \$65.0 reappropriation to UAA, \$631.3 TVEP, and \$189.2 in additional Workforce Development Funds; FY06 includes \$2.5 License Plate Revenue and \$75.0 (\$70.4 actual expenditure) for the FFA State Director; FY07 includes \$2.0 License Plate Revenue, \$4.0 ETS Chargeback, and \$2,640.0 One-time Utility Funding.

**FY06-FY09 Budget by Campus/MAU (in thousands)**

Total University of Alaska	FY06 Budget			FY07 Budget			FY08 BOR Authorized			FY09 BOR Budget Request		
	State Approp <sup>1</sup>	Receipts Authority	Total Funds	State Approp <sup>1</sup>	Receipts Authority	Total Funds	State Approp <sup>1</sup>	Receipts Authority	Total Funds	State Approp <sup>1</sup>	Receipts Authority	Total Funds
<b>Systemwide Components Summary</b>												
Reductions & Additions	0.0	0.0	0.0			0.0		5,236.8	5,236.8	0.0	5,236.8	5,236.8
Increments Requested	0.0	7,846.8	7,846.8		7,686.8	7,686.8			0.0	0.0	0.0	0.0
<b>Total SW BRA</b>	0.0	7,846.8	7,846.8	0.0	7,686.8	7,686.8	0.0	5,236.8	5,236.8	0.0	5,236.8	5,236.8
<b>Statewide Programs &amp; Services</b>												
Statewide Services	11,849.3	28,386.9	40,236.2	14,232.9	29,211.1	43,444.0	14,832.4	30,869.9	45,702.3	16,451.1	32,141.1	48,592.2
Statewide Networks (ITS)	7,833.2	8,135.0	15,968.2	9,073.9	9,156.3	18,230.2	9,840.4	9,084.9	18,925.3	10,066.7	9,312.5	19,379.2
<b>Total SPS</b>	19,682.5	36,521.9	56,204.4	23,306.8	38,367.4	61,674.2	24,672.8	39,954.8	64,627.6	26,517.8	41,453.6	67,971.4
<b>University of Alaska Anchorage</b>												
Anchorage Campus	75,509.9	125,700.6	201,210.5	86,052.4	133,142.7	219,195.1	89,542.0	137,884.2	227,426.2	98,451.5	143,854.6	242,306.1
Kenai Pen. Col.	5,226.8	4,400.4	9,627.2	6,154.4	5,265.3	11,419.7	6,810.3	5,726.3	12,536.6	7,193.6	5,847.5	13,041.1
Kodiak College	2,224.2	1,466.3	3,690.5	2,450.3	1,613.5	4,063.8	2,507.8	1,581.6	4,089.4	2,627.8	1,603.2	4,231.0
Mat-Su College	3,498.3	4,709.0	8,207.3	3,808.7	4,757.6	8,566.3	3,988.5	4,572.5	8,561.0	4,367.4	4,680.6	9,048.0
Prince Wm Snd CC	2,255.7	3,558.9	5,814.6	2,650.8	3,911.7	6,562.5	2,831.4	3,994.2	6,825.6	2,993.4	4,037.3	7,030.7
<b>Total UAA</b>	88,714.9	139,835.2	228,550.1	101,116.6	148,690.8	249,807.4	105,680.0	153,758.8	259,438.8	115,633.7	160,023.2	275,656.9
<b>University of Alaska Fairbanks</b>												
Fairbanks Campus	83,271.1	110,710.6	193,981.7	94,478.3	117,106.7	211,585.0	97,659.9	122,870.5	220,530.4	105,226.6	130,020.0	235,246.6
Fairbanks Org. Res.	16,843.5	120,830.9	137,674.4	19,433.5	125,420.3	144,853.8	18,947.1	127,884.5	146,831.6	23,030.0	142,065.4	165,095.4
College of Rural & Community Development												
Bristol Bay Campus	937.7	2,072.6	3,010.3	1,016.2	2,162.5	3,178.7	1,050.0	2,281.5	3,331.5	1,238.3	2,312.3	3,550.6
Chukchi Campus	688.0	1,062.9	1,750.9	735.5	1,038.8	1,774.3	808.3	1,127.5	1,935.8	854.7	1,136.2	1,990.9
Cooperative Ext.	3,337.7	4,079.0	7,416.7	3,605.5	4,622.7	8,228.2	3,655.6	4,877.1	8,532.7	4,156.4	5,384.4	9,540.8
Interior-Aleut. Campus	1,315.0	2,338.6	3,653.6	1,356.0	2,562.7	3,918.7	1,518.4	2,877.6	4,396.0	1,624.1	2,895.6	4,519.7
Kuskokwim Campus	2,369.9	3,369.8	5,739.7	2,616.0	3,163.6	5,779.6	2,781.5	3,398.4	6,179.9	2,967.2	3,432.3	6,399.5
Northwest Campus	1,440.4	1,296.5	2,736.9	1,500.3	1,010.8	2,511.1	1,525.3	1,009.4	2,534.7	1,598.0	1,022.2	2,620.2
College of Rural & Com. Dev.	4,090.0	6,833.3	10,923.3	4,477.4	7,638.7	12,116.1	4,428.7	7,800.9	12,229.6	4,855.5	7,917.5	12,773.0
Tanana Valley Campus	3,900.1	3,815.3	7,715.4	4,630.6	5,702.5	10,333.1	4,925.1	6,024.3	10,949.4	5,505.2	6,198.8	11,704.0
<b>Total UAF</b>	118,193.4	256,409.5	374,602.9	133,849.3	270,429.3	404,278.6	137,299.9	280,151.7	417,451.6	151,056.0	302,384.7	453,440.7
<b>University of Alaska Southeast</b>												
Juneau Campus	17,269.8	18,534.5	35,804.3	19,219.7	19,300.7	38,520.4	19,709.4	19,912.4	39,621.8	21,026.0	20,557.3	41,583.3
Ketchikan Campus	2,035.6	2,140.9	4,176.5	2,399.5	2,213.9	4,613.4	2,542.0	2,259.2	4,801.2	2,653.8	2,287.8	4,941.6
Sitka Campus	2,292.6	4,747.2	7,039.8	2,640.1	4,886.2	7,526.3	2,666.5	4,946.2	7,612.7	2,875.5	5,025.9	7,901.4
<b>Total UAS</b>	21,598.0	25,422.6	47,020.6	24,259.3	26,400.8	50,660.1	24,917.9	27,117.8	52,035.7	26,555.3	27,871.0	54,426.3
<b>Revenue Subtotal</b>	248,188.8	466,036.0	714,224.8	282,532.0	491,575.1	774,107.1	292,570.6	506,219.9	798,790.5	319,762.8	536,969.3	856,732.1
Other Appropriations <sup>2</sup>	77.5	0.0	77.5	2.0		2.0	2,641.0		2,641.0			
<b>Total University</b>	248,266.3	466,036.0	714,302.3	282,534.0	491,575.1	774,109.1	295,211.6	506,219.9	801,431.5	319,762.8	536,969.3	856,732.1

<sup>1</sup> State Appropriations includes GF, GF/Match, GF/MHT, ACPE Funds, ASTF Funds and Workforce Development Funds.

<sup>2</sup> Other appropriations: FY06 includes \$2.5 License Plate Revenue and \$75.0 (\$70.4 actual expenditure) for the FFA State Director; FY07 includes \$2.0 License Plate Revenue; FY08 includes \$1.0 License Plate Revenue, \$2,640.0 One-time Utility Funding.

**FY09 Budget Increment Request by Campus/MAU (in thousands)**

University of Alaska	FY08 BOR Authorization			FY09 Adjusted Base Increments									FY09 Program			FY09 BOR Increment		
				Compensation			Fixed Costs			Total			Enhancements & Growth			Request		
	State Approp.*	Receipts Authority	Total Funds	State Approp.*	Receipts Authority	Total Funds	State Approp.*	Receipts Authority	Total Funds	State Approp.*	Receipts Authority	Total Funds	State Approp.*	Receipts Authority	Total Funds	State Approp.*	Receipts Authority	Total Funds
<b>Systemwide Components Summary</b>																		
Reductions & Additions		5,236.8	5,236.8			0.0			0.0			0.0			0.0			0.0
Increments Requested						0.0			0.0			0.0			0.0			0.0
<b>Total SW BRA</b>	0.0	5,236.8	5,236.8	0.0	0.0	0.0	0.0	0.0	0.0	0.0	0.0	0.0	0.0	0.0	0.0	0.0	0.0	0.0
<b>Statewide Programs &amp; Services</b>																		
Statewide Services	14,832.4	30,869.9	45,702.3	408.0	228.8	636.8	155.7	392.4	548.1	563.7	621.2	1,184.9	1,055.0	650.0	1,705.0	1,618.7	1,271.2	2,889.9
Statewide Networks (ITS)	9,840.4	9,084.9	18,925.3	197.0	110.4	307.4	29.3	117.2	146.5	226.3	227.6	453.9	0.0	0.0	0.0	226.3	227.6	453.9
<b>Total SPS</b>	24,672.8	39,954.8	64,627.6	605.0	339.2	944.2	185.0	509.6	694.6	790.0	848.8	1,638.8	1,055.0	650.0	1,705.0	1,845.0	1,498.8	3,343.8
<b>University of Alaska Anchorage</b>																		
Anchorage Campus	89,542.0	137,884.2	227,426.2	2,920.4	1,737.7	4,658.1	1,105.8	1,963.6	3,069.4	4,026.2	3,701.3	7,727.5	4,883.3	2,269.1	7,152.4	8,909.5	5,970.4	14,879.9
Kenai Pen. Col.	6,810.3	5,726.3	12,536.6	231.3	65.5	296.8	77.0	19.2	96.2	308.3	84.7	393.0	75.0	36.5	111.5	383.3	121.2	504.5
Kodiak College	2,507.8	1,581.6	4,089.4	82.5	12.2	94.7	37.5	9.4	46.9	120.0	21.6	141.6	0.0	0.0	0.0	120.0	21.6	141.6
Mat-Su College	3,988.5	4,572.5	8,561.0	155.4	43.2	198.6	58.0	14.5	72.5	213.4	57.7	271.1	165.5	50.4	215.9	378.9	108.1	487.0
Prince Wm Snd CC	2,831.4	3,994.2	6,825.6	106.1	29.1	135.2	55.9	14.0	69.9	162.0	43.1	205.1	0.0	0.0	0.0	162.0	43.1	205.1
<b>Total UAA</b>	105,680.0	153,758.8	259,438.8	3,495.7	1,887.7	5,383.4	1,334.2	2,020.7	3,354.9	4,829.9	3,908.4	8,738.3	5,123.8	2,356.0	7,479.8	9,953.7	6,264.4	16,218.1
<b>University of Alaska Fairbanks</b>																		
Fairbanks Campus	97,659.9	122,870.5	220,530.4	2,367.8	1,752.9	4,120.7	1,993.1	3,673.2	5,666.3	4,360.9	5,426.1	9,787.0	3,205.8	1,723.4	4,929.2	7,566.7	7,149.5	14,716.2
Fairbanks Org. Res.	18,947.1	127,884.5	146,831.6	854.2	1,482.9	2,337.1	228.7	1,048.0	1,276.7	1,082.9	2,530.9	3,613.8	3,000.0	11,650.0	14,650.0	4,082.9	14,180.9	18,263.8
College of Rural & Comm. Dev.																		
Bristol Bay Campus	1,050.0	2,281.5	3,331.5	72.1	10.3	82.4	21.8	5.5	27.3	93.9	15.8	109.7	94.4	15.0	109.4	188.3	30.8	219.1
Chukchi Campus	808.3	1,127.5	1,935.8	32.8	5.3	38.1	13.6	3.4	17.0	46.4	8.7	55.1	0.0	0.0	0.0	46.4	8.7	55.1
Cooperative Ext.	3,655.6	4,877.1	8,532.7	129.9	102.1	232.0	20.9	5.2	26.1	150.8	107.3	258.1	350.0	400.0	750.0	500.8	507.3	1,008.1
Interior-Aleut. Campus	1,518.4	2,877.6	4,396.0	83.0	12.3	95.3	22.7	5.7	28.4	105.7	18.0	123.7	0.0	0.0	0.0	105.7	18.0	123.7
Kuskokwim Campus	2,781.5	3,398.4	6,179.9	126.2	19.0	145.2	59.5	14.9	74.4	185.7	33.9	219.6	0.0	0.0	0.0	185.7	33.9	219.6
Northwest Campus	1,525.3	1,009.4	2,534.7	53.6	8.0	61.6	19.1	4.8	23.9	72.7	12.8	85.5	0.0	0.0	0.0	72.7	12.8	85.5
College of Rural & Com. Dev.	4,428.7	7,800.9	12,229.6	195.5	59.1	254.6	50.1	12.5	62.6	245.6	71.6	317.2	181.2	45.0	226.2	426.8	116.6	543.4
Tanana Valley Campus	4,925.1	6,024.3	10,949.4	227.9	65.2	293.1	37.1	9.3	46.4	265.0	74.5	339.5	315.1	100.0	415.1	580.1	174.5	754.6
<b>Total UAF</b>	137,299.9	280,151.7	417,451.6	4,143.0	3,517.1	7,660.1	2,466.6	4,782.5	7,249.1	6,609.6	8,299.6	14,909.2	7,146.5	13,933.4	21,079.9	13,756.1	22,233.0	35,989.1
<b>University of Alaska Southeast</b>																		
Juneau Campus	19,709.4	19,912.4	39,621.8	582.7	194.6	777.3	229.3	398.2	627.5	812.0	592.8	1,404.8	504.6	52.1	556.7	1,316.6	644.9	1,961.5
Ketchikan Campus	2,542.0	2,259.2	4,801.2	75.4	10.7	86.1	36.4	17.9	54.3	111.8	28.6	140.4	0.0	0.0	0.0	111.8	28.6	140.4
Sitka Campus	2,666.5	4,946.2	7,612.7	100.9	27.8	128.7	28.4	16.9	45.3	129.3	44.7	174.0	79.7	35.0	114.7	209.0	79.7	288.7
<b>Total UAS</b>	24,917.9	27,117.8	52,035.7	759.0	233.1	992.1	294.1	433.0	727.1	1,053.1	666.1	1,719.2	584.3	87.1	671.4	1,637.4	753.2	2,390.6
<b>Revenue Subtotal</b>	292,570.6	506,219.9	798,790.5	9,002.7	5,977.1	14,979.8	4,279.9	7,745.8	12,025.7	13,282.6	13,722.9	27,005.5	13,909.6	17,026.5	30,936.1	27,192.2	30,749.4	57,941.6
Other Appropriations**	2,641.0		2,641.0															
<b>Total University</b>	295,211.6	506,219.9	801,431.5	9,002.7	5,977.1	14,979.8	4,279.9	7,745.8	12,025.7	13,282.6	13,722.9	27,005.5	13,909.6	17,026.5	30,936.1	27,192.2	30,749.4	57,941.6

\*Other Appropriations in FY08 include \$2,640.0 Utility Funding and \$1.0 License Plate Revenue

University of Alaska  
Major Renewal and Renovation  
Background Information

**Magnitude of Facilities:** The University of Alaska maintains over 390 buildings with more than half exceeding 30 years of age. The buildings have an estimated gross square footage of 6.7 million and an asset value of over \$1.7 billion. The asset value does not represent building replacement value, which would be over \$2.5 billion. UA requires an annual investment of over \$50 million for facility renewal and renovation (R&R). Each year that the annual R&R investment goes un-funded or under-funded adds to UA's backlog of deferred projects.

**Prior Funding:** State funding for UA's R&R projects totaled \$115 million in the nine-year period 2000 to 2008 averaging \$13 million annually, while UA required an annual average investment of \$40 million. 2007 was the only year in this decade that UA received adequate state funding (\$48 million) for R&R projects. Due to the significant shortfall in funding coupled with the rising cost of construction, UA's deferred maintenance and R&R inventory has grown to over \$700 million as of August 2007. An acceptable level of deferred maintenance and R&R for UA would be between \$250 million and \$300 million.

**Maintenance/Maintenance and Repair (M&R):** M&R also referred to as simply maintenance is the routine work required to preserve the functionality of a building. This is an operating budget requirement. The university dedicates about \$27 million per year of its operating budget to this category. M&O and M&R are sometimes used interchangeably (they should not be) but the important fact to remember about them is that they are the day-to-day operating budget items addressing facilities.

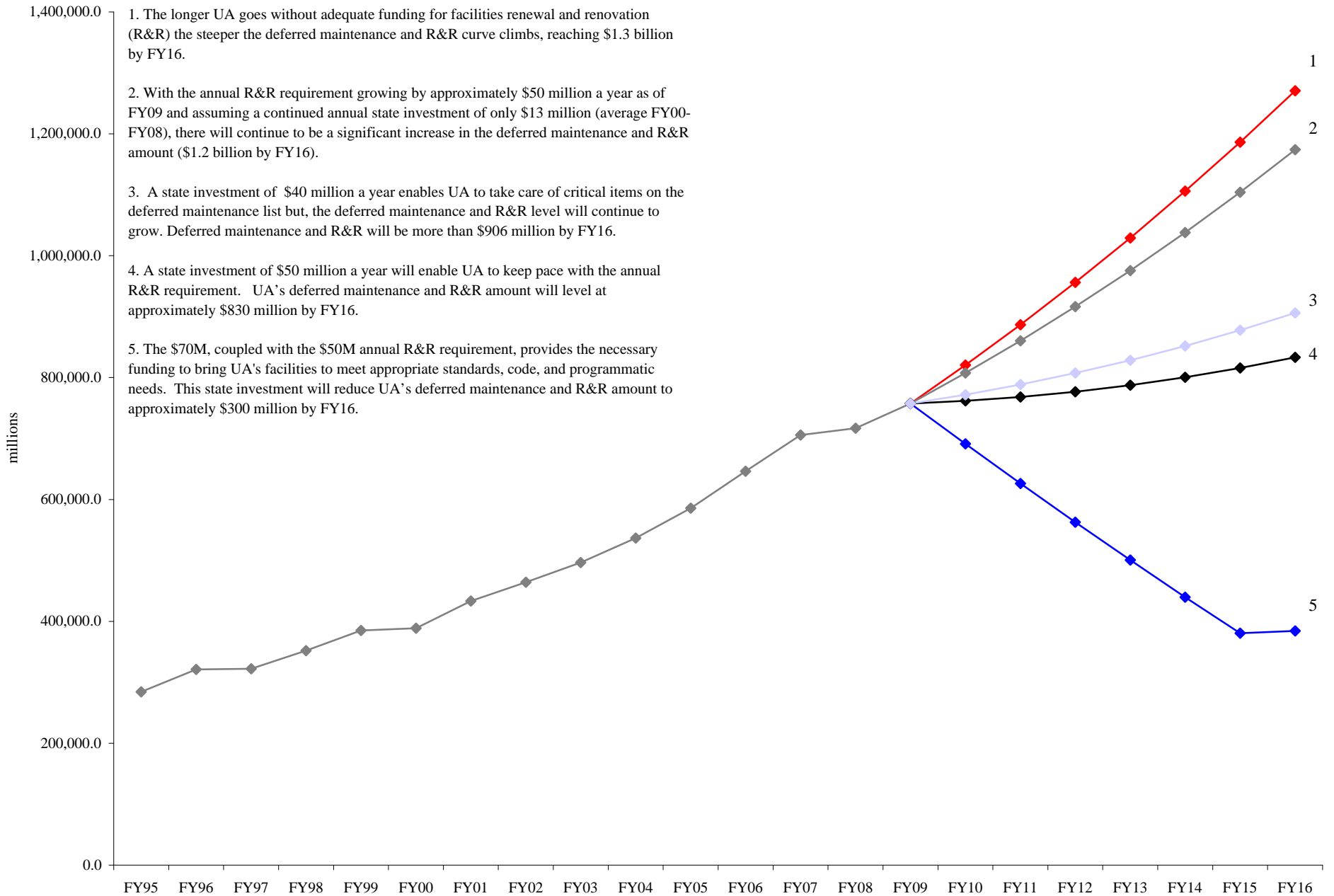
**Maintenance and Operation (M&O):** M&O is similar to M&R, but is an expanded category that includes the operations of facilities such as janitorial, security, related staff, utilities, etcetera. This is an operating budget requirement, which when added to the amount spent on M&R, increases UA's annual physical plant expenditures to approximately \$72 million.

**Renewal and Renovation (R&R):** This category represents the scheduled replacement of worn out building components that extend the useful life of a facility. R&R is nationally recognized as a capital budget item versus M&R recognized as an operating budget item. Projects that would fall under R&R include upgrading for code, replacement of heating and ventilation systems, roof repair or replacement, flooring replacement, and renovating and remodeling of space to meet program needs.

**Deferred Maintenance:** This is the cumulative effect of major repair, renewal, replacement, and renovation projects that have not been carried out. Usually this category represents the backlog of facility maintenance needs that result when M&R and R&R have been neglected for several years. Because the Board of Regents' has mandated full funding, through the operating budget, for regular maintenance and repair, this backlog has come from the under funding of R&R needs in the capital budget.

# University Of Alaska

## Modeled Deferred Maintenance and Renewal Balance after Capital Investments FY95-FY16



1. The longer UA goes without adequate funding for facilities renewal and renovation (R&R) the steeper the deferred maintenance and R&R curve climbs, reaching \$1.3 billion by FY16.
2. With the annual R&R requirement growing by approximately \$50 million a year as of FY09 and assuming a continued annual state investment of only \$13 million (average FY00-FY08), there will continue to be a significant increase in the deferred maintenance and R&R amount (\$1.2 billion by FY16).
3. A state investment of \$40 million a year enables UA to take care of critical items on the deferred maintenance list but, the deferred maintenance and R&R level will continue to grow. Deferred maintenance and R&R will be more than \$906 million by FY16.
4. A state investment of \$50 million a year will enable UA to keep pace with the annual R&R requirement. UA's deferred maintenance and R&R amount will level at approximately \$830 million by FY16.
5. The \$70M, coupled with the \$50M annual R&R requirement, provides the necessary funding to bring UA's facilities to meet appropriate standards, code, and programmatic needs. This state investment will reduce UA's deferred maintenance and R&R amount to approximately \$300 million by FY16.

# FACT SHEET

## Biosciences Facility (BIOS)

### Meeting research and teaching needs

#### NEW CONSTRUCTION: Fairbanks

#### Goals:

- Meet the challenges of the UAF Strategic Plan 2010 by providing required infrastructure for research and academic expansion and consolidating strong, growing programs in adjacent technology-appropriate facilities
- Meet critical space needs in research to attract and retain talented investigators who in turn secure competitive research grants
- Provide modern facilities to ensure that students are prepared for careers in the life sciences
- Ensure appropriate learning and working environments for students and staff and compliance with contemporary accessibility standards



#### Background

To meet UAF's Strategic Plan 2010 goals and maintain high standards of instruction, training and research, UAF must develop modern facilities to accommodate research and teaching needs in the life sciences. This facility will help UAF meet its research potential through collaborative initiatives with business, other research institutions, government agencies and communities. These collaborative efforts will foster the sharing of resources while creating opportunities for expanding programs.

This project represents the final piece of a multiyear programmatic plan to address UAF's critical space needs. There were five priorities: animal care facilities, space for computational sciences, biosciences research, biosciences teaching and the state virology lab. UAF was able to address some priorities, in part, through a 2003 construction bond. The virology lab was addressed separately.

•**West Ridge Research Building**-Built in 2004, and funded at 80 percent by research activity and 20 percent by a general obligation bond, which also funded West Ridge utilidor upgrades

•**Biological Research and Diagnostics Facility**-Built in 2006, accommodates animal care needs and research in infectious diseases

•**Alaska State Public Health Virology Laboratory**- Groundbreaking in 2007, UAF will pay for 5,000 square feet of unfinished space in the basement of the state-owned, state-funded building

•**Biosciences Facility**-The FY09/FY10 capital requests complete the much-needed teaching component, to the benefit of students in the life sciences, by providing adequate teaching and research space. If funded, the proposed construction dates are 2009-2013.

#### Project Scope

Once complete, the Biosciences Facility will provide multiuse lab and classroom space for life science research and academic needs. BIOS include two major components: research and teaching.

The research component will provide nearly 65,000 square feet of biological research lab space and versatile labs to accommodate many scientists.

The teaching component will provide 35,000 square feet of academic classroom and teaching lab space and integrates both research and teaching. Consolidation of research and teaching space eliminates the need for redundant labs, equipment, and support systems. Centralized office space for biology faculty will make it easier for students to access their professors.

Additionally, the project will address parking, new site utilities such as storm and sanitary wastewater collection and extension of the utilidor. Funding will also increase the steam capacity to West Ridge and BIOS by installing new steam piping inside new and existing utilidors. This expansion will provide the required heat source for the new facility and eliminate the need for a satellite heating plant.

The building will be constructed in two phases. Phase one will complete the design and build-out the first of three floors. Phase two, will be the completion of the second and third floors. Once this facility is complete, the facility will take advantage of lab and faculty office adjacencies. Schematic design development and contractor selection for this project is complete and the site has been selected.

#### Economic Impact

The McDowell Group, Inc. was hired to assess the direct and indirect economic impact as a result of this construction project as it relates to the Fairbanks and Anchorage economies.

The overall direct and indirect impact of a \$113 million construction project in Fairbanks equates to \$174 million in total direct and indirect economic output in Alaska, including \$81 million in labor income, and annual average employment of 385 workers over a four-year construction period. Approximately, 10-15 percent of the total project-related economic activity will flow into Southcentral Alaska, primarily Anchorage.

#### Estimated Construction Costs and Square Footage

<b>FY09 Capital Request</b>	<b>\$66 million</b>
<b>FY10 Capital Request</b>	<b>\$47 million</b>

New construction ..... 110,000 gross square feet

Visit [www.uaf.edu/bios/](http://www.uaf.edu/bios/) for more information.




# Health Sciences Building FY09 Capital Request

## ADDRESSING THE NEEDS OF STUDENTS AND THE COMMUNITY




# The State's Health Campus

*Growing & Building Momentum*



This project is the highest UAA priority and will move the university forward in addressing the health care needs of the State of Alaska. UAA and its U-Med district partners will collaborate to deliver state-of-the-art health care training, including programs offered by the UAA School of Nursing, in this new facility.

The facility is anticipated at 80,000 gross square feet. The facility will be located on the land parcel UAA received in the 2005 trade with Providence Hospital. The site location is south of Providence Drive near the intersection of Seawolf Drive and Piper Street.

The building will house nursing, WWAMI and selected allied health training programs that have collaboration potential with other U-Med partners. It will feature instructional classrooms capable of distance delivery, clinical and instructional labs, office and program support spaces.

A concept plan was developed in 2002 and is currently being updated. The project impacts students pursuing degrees in nursing, medical and allied health fields, as well as program faculty and staff.

In the FY08 Capital Budget, \$500 thousand was received by the University for site and program planning.

Project Budget ..... \$46 million



## Enhancing U-Med Partnerships

UAA is uniquely situated, surrounded by two of the largest hospital complexes in Alaska. As the U-Med District grows, partnerships with neighboring institutions continue to emerge. Neighboring institutions provide important clinical experiences for students studying health curricula at the University of Alaska. UAA graduates are in high demand for employment in the U-Med District and throughout the State of Alaska.

University of Alaska  
Renewal and Renovation Request  
Proposed Distribution Methodology based on Age and Value of Facilities  
FY09

Location	Number of Buildings	Weighted Avg. Age (Years)	Gross Square Footage	Adjusted Value (thousands)	Adjusted Value * Weighted Avg. Age (thousands)	FY09 R&R Model	Annual R&R Requirement	R&R Backlog
Anchorage Campus	55	24.3	1,957,168	454,572.6	11,048,512.8	22.8%	9,161.2	15,035.7
UAA Community Campuses	27	25.0	310,183	86,588.8	2,164,718.8	4.5%	1,797.1	2,949.4
Kenai Peninsula College	Soldotna	9	88,228	23,946.0				
Kachemak Bay Campus	Homer	2	18,360	5,524.4				
Kodiak College	Kodiak	5	44,981	13,645.3				
Matanuska-Susitna College	Palmer	6	103,169	33,443.4				
Prince William Sound CC	Valdez	5	55,445	10,029.6				
<b>UAA Total</b>	<b>82</b>	<b>24.4</b>	<b>2,267,351</b>	<b>541,161.3</b>	<b>13,213,231.6</b>	<b>27.3%</b>	<b>10,958.3</b>	<b>17,985.1</b>
Fairbanks Campus & TVC	234	36.2	3,590,565	847,987.5	29,827,087.4	61.5%	24,732.2	40,591.4
UAF CRCD	27	25.4	106,408	40,587.5	1,031,528.1	2.1%	855.3	1,403.8
Bristol Bay Campus	Dillingham	1	4,485	4,100.4				
Chukchi Campus	Kotzebue	1	7,723	3,273.8				
Interior-Aleutians Campus	Various	4	21,666	8,980.8				
Kuskokwim Campus	Bethel	7	51,680	19,517.3				
Northwest Campus	Nome	14	20,854	4,715.3				
<b>UAF Total</b>	<b>261</b>	<b>35.0</b>	<b>3,696,973</b>	<b>888,575.0</b>	<b>30,858,615.5</b>	<b>63.6%</b>	<b>25,587.5</b>	<b>41,995.2</b>
Juneau Campus	32	20.8	435,023	106,133.2	2,207,573.7	4.6%	1,830.5	3,004.3
UAS Community Campuses	5	52.2	122,275	22,800.6	1,190,170.0	2.5%	986.9	1,619.7
Ketchikan Campus	Ketchikan	4	47,850	12,157.0				
Sitka Campus	Sitka	1	74,425	10,643.7				
<b>UAS Total</b>	<b>37</b>	<b>27.7</b>	<b>557,298</b>	<b>128,933.8</b>	<b>3,397,743.6</b>	<b>7.1%</b>	<b>2,817.4</b>	<b>4,624.0</b>
Statewide	13	21.9	159,683	49,870.2	1,025,579.9	2.0%	850.4	1,395.7
Administrative and Academic Equipment							2,000.0	4,000.0
<b>UA Total</b>	<b>393</b>		<b>6,681,305</b>	<b>1,608,540.3</b>	<b>48,495,170.6</b>	<b>100.0%</b>	<b>42,213.6</b>	<b>70,000.0</b>

40,213.6 2.5% of Adjusted Value  
66,000.0 6yr \$400M pay down plan

\* Building Inventory from FY07 UA in Review



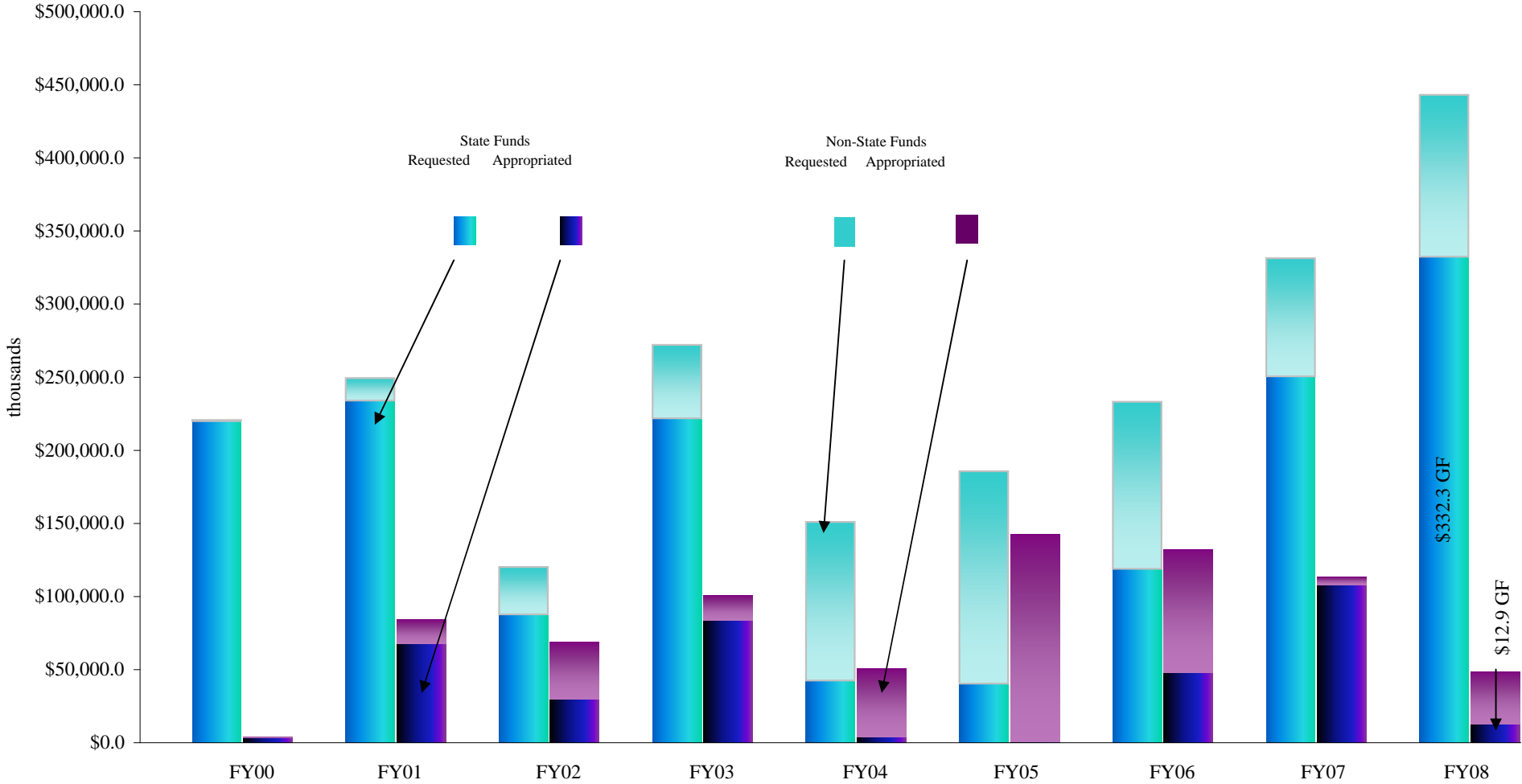
University of Alaska  
 Capital Budget Request v. State Appropriation  
 FY00 - FY08  
 (thousands)

<b>Request</b>	<b>Code, ADA, R&amp;R</b>	<b>Additions/ Expansions</b>	<b>New Facilities</b>	<b>Equipment</b>	<b>SBDC, Other</b>	<b>Total</b>
FY00	162,030.6	7,182.2	42,680.0	7,500.0	450.0	219,842.8
FY01	128,515.1	24,522.6	72,414.3	7,500.0	900.0	233,852.0
FY02	26,372.1	18,342.7	37,261.2	5,272.3	450.0	87,698.3
FY03	36,917.1	14,000.0	162,685.0	7,658.1	565.0	221,825.2
FY04	14,007.0	3,400.0	19,515.5	4,141.5	1,405.0	42,469.0
FY05	10,055.0		26,550.0	3,111.3	550.0	40,266.3
FY06	40,753.5	2,600.0	70,536.0	4,403.4	550.0	118,842.9
FY07	87,520.0	9,650.0	135,983.0	16,721.9	550.0	250,424.9
FY08	131,016.0	6,395.0	186,500.0	7,874.7	550.0	332,335.7
<b>Total</b>	<b>637,186.4</b>	<b>86,092.5</b>	<b>754,125.0</b>	<b>64,183.2</b>	<b>5,970.0</b>	<b>1,547,557.1</b>
<b>9 yr. Avg.</b>	<b>70,798.5</b>	<b>9,565.8</b>	<b>83,791.7</b>	<b>7,131.5</b>	<b>663.3</b>	<b>171,950.8</b>

**Appropriation**

FY00		3,000.0			450.0	3,450.0
FY01	22,288.0	5,000.0	39,500.0	400.0	450.0	67,638.0
FY02	14,136.5	9,425.0	3,429.0	2,225.0	450.0	29,665.5
FY03	9,490.0	5,094.0	66,620.0	1,650.0	500.0	83,354.0
FY04	3,641.5				450.0	4,091.5
FY05					450.0	450.0
FY06	8,100.0	1,950.0	35,700.0	1,750.0	550.0	48,050.0
FY07	48,725.0	1,500.0	57,000.0		715.0	107,940.0
FY08	8,475.0		3,750.0		640.0	12,865.0
<b>Total</b>	<b>114,856.0</b>	<b>25,969.0</b>	<b>205,999.0</b>	<b>6,025.0</b>	<b>4,655.0</b>	<b>357,504.0</b>
<b>9 yr. Avg.</b>	<b>12,761.8</b>	<b>2,885.4</b>	<b>22,888.8</b>	<b>669.4</b>	<b>517.2</b>	<b>39,722.7</b>

University of Alaska  
 Capital Request and Appropriation Summary  
 FY00-FY08

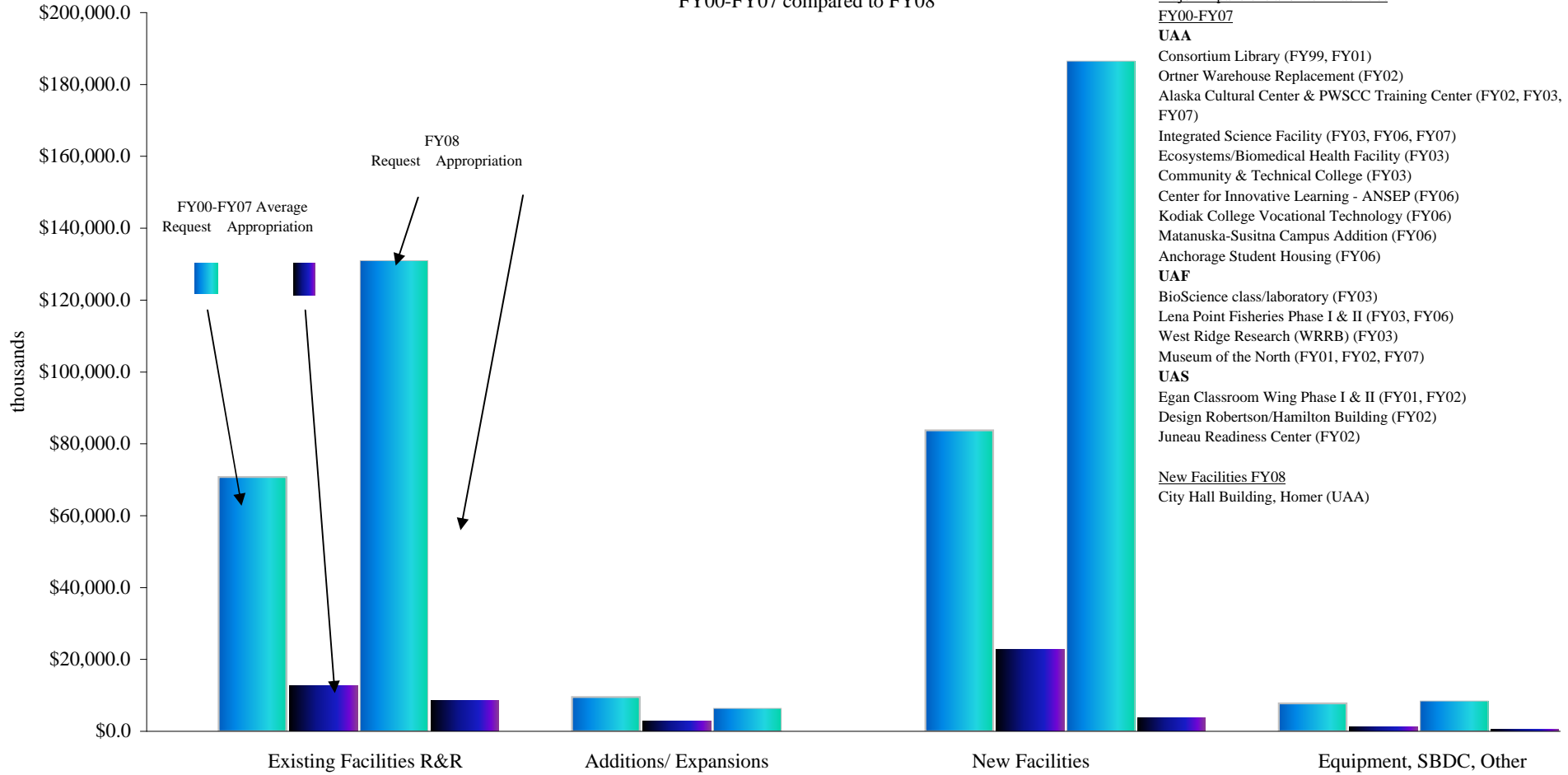


\* State funds include: AHFC Bonds, General Obligation Bonds and Tobacco Settlement Bonds

University of Alaska  
State Appropriation Summary by Category  
FY00-FY08  
(thousands)

Location	Code/ADA	R&R		Additions/ Expansions		New Facilities		Equipment	SBDC, Other		Total	
Anchorage Campus	Anchorage	6,616.0	26,873.7	29.2%		138,650.0	67.3%	640.0	4,400.0	47.2%	177,179.7	49.6%
Kenai Peninsula College	Soldotna	3,535.0	600.0	7.7%	850.0	3,000.0	5.5%	27.5	165.0	2.3%	8,012.5	7.0%
Kenai Peninsula College - Kachemak Bay Branch	Homer		50.0									
Kodiak College	Kodiak	200.0	980.0									
Matanuska-Susitna College	Palmer	731.0	1,150.0									
Prince William Sound Community College	Valdez	408.0	1,211.3									
<b>UAA</b>		<b>11,490.0</b>	<b>30,865.0</b>	36.9%	<b>4,600.0</b>	<b>149,904.0</b>	72.8%	<b>722.8</b>	<b>4,565.0</b>	49.5%	<b>202,146.8</b>	56.5%
Fairbanks Campus	Fairbanks	18,410.0	29,689.4	41.9%	9,500.0	23,500.0	20.6%	1,020.1		9.6%	82,119.5	28.3%
Fairbanks Campus	Juneau											
Fairbanks Campus	Palmer											
Fairbanks Campus	Seward											
Fairbanks Campus (CES)	Kenai			9.8%	3,329.0		43.6%		90.0	0.8%	90.0	6.3%
Bristol Bay Campus	Dillingham											
Chukchi Campus	Kotzebue	580.0										
Interior-Aleutians Campus	Fairbanks	240.0										
Interior-Aleutians Campus	Fort Yukon											
Interior-Aleutians Campus	Tok											
Kuskokwim Campus	Bethel		4,254.1									
Northwest Campus	Nome		190.0									
Tanana Valley Campus	Fairbanks		6,000.0									
<b>UAF</b>		<b>18,410.0</b>	<b>40,953.5</b>	51.7%	<b>20,829.0</b>	<b>42,500.0</b>	80.2%	<b>1,020.1</b>	<b>90.0</b>	10.4%	<b>123,802.6</b>	34.6%
Southeast Campus	Juneau	1,873.0	4,874.5	5.9%		13,595.0	6.6%	341.1		3.2%	20,683.6	5.8%
Ketchikan Campus	Ketchikan		5,960.0	5.6%	540.0		2.1%				5,960.0	1.9%
Sitka Campus	Sitka	320.0	110.0									
<b>UAS</b>		<b>2,193.0</b>	<b>10,944.5</b>	11.4%	<b>540.0</b>	<b>13,595.0</b>	2.1%	<b>341.1</b>		3.2%	<b>27,613.6</b>	7.7%
Statewide								3,941.0		36.9%	3,941.0	1.1%
Systemwide	<b>SW</b>							3,941.0		36.9%	3,941.0	1.1%
<b>Grand Total</b>		<b>32,093.0</b>	<b>82,763.0</b>	100.0%	<b>25,969.0</b>	<b>205,999.0</b>	100.0%	<b>6,025.0</b>	<b>4,655.0</b>	100.0%	<b>357,504.0</b>	100.0%
				32.1%			7.3%			3.0%		100.0%

University of Alaska  
 Average Capital Request by Category compared to Average Appropriation  
 State Funds  
 FY00-FY07 compared to FY08



Major Expansions and New Facilities

FY00-FY07

**UAA**

- Consortium Library (FY99, FY01)
- Ortner Warehouse Replacement (FY02)
- Alaska Cultural Center & PWSCC Training Center (FY02, FY03, FY07)
- Integrated Science Facility (FY03, FY06, FY07)
- Ecosystems/Biomedical Health Facility (FY03)
- Community & Technical College (FY03)
- Center for Innovative Learning - ANSEP (FY06)
- Kodiak College Vocational Technology (FY06)
- Matanuska-Susitna Campus Addition (FY06)
- Anchorage Student Housing (FY06)

**UAF**

- BioScience class/laboratory (FY03)
- Lena Point Fisheries Phase I & II (FY03, FY06)
- West Ridge Research (WRRB) (FY03)
- Museum of the North (FY01, FY02, FY07)

**UAS**

- Egan Classroom Wing Phase I & II (FY01, FY02)
- Design Robertson/Hamilton Building (FY02)
- Juneau Readiness Center (FY02)

New Facilities FY08

- City Hall Building, Homer (UAA)

## SPACE LEASE NOTICE TO LEGISLATORS

In accordance with Alaska Statute 36.30.080 (c), notice is hereby given to the Alaska State Legislature that the University of Alaska either intends to enter into, or has previously entered into, the space leases listed below with annual rents to be paid by the University of Alaska that will exceed \$500,000 and/or total lease payments that will exceed \$2,500,000 for the full term of the lease, including any renewal options that are defined in the lease. The Current Annual Lease Payment listed below reflects the current lease rate. An estimate of the total lease payments has been included under Estimated Total Lease Payments w/ Renewals. The Estimated Total Lease Payments, including all renewals, is based on an estimate rather than a known fixed rate. The actual lease rates over the life of the leases are based on either 1) the fair market value at the time of any renewals, or 2) the current lease rate, plus a Consumer Price Index cost of living increase.

	Location	City	Current Sq Ft	Current Annual Lease Payment	Current Expiration Date	Expiration Date with all Renewals	Estimated Total Lease Payments w/ Renewals
1.	1815 Bragaw	Anchorage	25,346	\$499,992	12/31/2012	12/30/2017	\$5,600,000
2.	2175 University Ave. S.	Fairbanks	16,596	\$338,559	10/01/2007	05/31/2017	\$3,700,000
3.	590 University Ave.	Fairbanks	8,718	\$160,799	02/28/2009	02/28/2011	\$3,500,000
4.	514 2 <sup>nd</sup> Avenue	Fairbanks	21,561	\$127,981	12/31/2011	06/30/2026	\$4,800,000

1. **1815 Bragaw, Anchorage.** This lease was executed on July 10, 2007 in compliance with A.S. 36.30.080 (c) for a term of five years. The University is providing this notice to the Legislature so that the University may enter into an additional five-year option to renew this lease, which will result in “total lease payments that exceed \$2,500,000 for the full term of the lease....”

2. **2175 University Avenue S., Fairbanks.** There are two separate leases for this property that were entered into by the University at different times (June 1, 2007 and October 1, 2007), by two separate branches of the University, with the possible effect that the dollar amounts stated in A.S. 36.30.080 (c) have been unintentionally exceeded. The University has a right of first refusal to lease any space that may become available in this building. The University may lease additional space in this building, if needed, and if funds are available within the department’s budget.

3. **590 University Avenue, Fairbanks.** This lease was initially entered into by the University on September 1, 1994 for a term of five years, with two one-year options to renew. The original lease did not exceed the dollar amounts under AS. 36.30.080. The lease has been modified a total of 9 times over the last thirteen years to either adjust the space square footage or to extend the term of the lease in accordance with A.S. 36.30.083, with the effect that the dollar amounts stated in A.S. 36.30.080 (c) have been exceeded. The University may lease additional space in this building, if needed, and if funds are available within the department’s budget.

4. **514 2<sup>nd</sup> Avenue, Fairbanks.** This lease was initially entered into by the University on July 1, 1991, for a term of twenty years, with three five-year options to renew at 75% of fair market value. The University cannot find evidence that the legislature was ever notified of this lease, in compliance A.S. 36.30.080 (c). The University is providing this notice to the Legislature because the lease resulted in “total lease payments that exceed \$2,500,000 for the full term of the lease....”

The intended effect of appropriating funds adequate to pay the above leases is to approve, or to ratify the University's prior actions in entering into or renewing, the leases under Alaska Statute 36.30.080 (c) (1).



The University of Alaska is an EEO/AA employer and educational institution.

This publication was prepared by the University of Alaska Statewide Planning & Budget Office and was printed in Fairbanks, Alaska at a cost of \$x.xx per copy.