

# ***University of Alaska Graduate Survey 2007***

*Prepared for:  
University of Alaska*



Research-Based Consulting

Juneau  
Anchorage  
Kodiak

*April 2008*

# ***University of Alaska Graduate Survey 2007***

*Prepared for:  
University of Alaska*

*Prepared by:*



*Juneau • Anchorage*

*April 2008*

# Table of Contents

---

Executive Summary .....	1
Introduction and Methodology .....	4
Satisfaction with University of Alaska .....	5
Activities, Work, and Internships While Attending UA .....	8
Current Employment .....	14
Job Search .....	21
Attendance at Universities other than UA .....	27
Continuing Education .....	28
Respondent Profile.....	32
Appendix.....	34
Survey Instrument .....	62

# Executive Summary

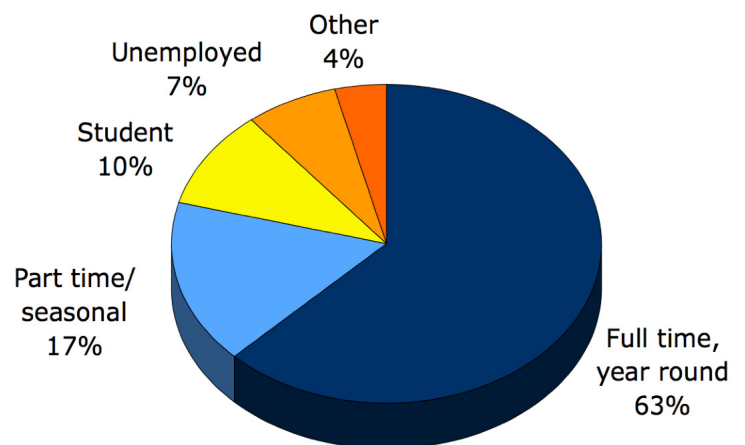
The University of Alaska contracted with the McDowell Group, Inc. to conduct an online survey of UA students who had received any type of degree in summer 2006, winter 2006, or spring 2007. The survey sample included 905 respondents (including 571 UAA graduates, 260 UAF graduates, and 73 UAS graduates). The survey included questions on graduates' satisfaction with their experience at UA, attendance at other universities before, during, and after their degree program, details on their job search, and current employment situation, among other subjects. A similar survey was conducted of UA graduates in 2006. Following are key findings from the survey.

## EMPLOYMENT STATUS

Nearly two-thirds of graduates surveyed said they were employed full-time, year-round – the same percentage as in 2006. Another 17 percent were employed part-time or seasonally. Ten percent were students (down from 2006, when 15 percent were students).

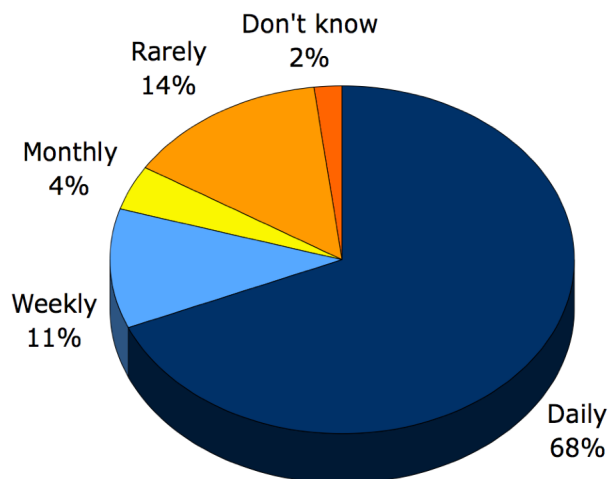
UAF graduates were less likely to be employed full-time, year-round (55 percent, compared to 70 percent of UAS and 66 percent of UAA graduates). UAF graduates were more likely to be students (15 percent, versus 8 percent of UAS and UAA graduates).

*Employment Status of UA Graduates*



*Frequency of Using Skills and Knowledge Learned in UA Degree Program in Current Position*

Base: Currently Employed



## USING UA KNOWLEDGE AND SKILLS


Employed graduates were asked how often they used the skills and knowledge learned in their UA degree program. In response, two-thirds answered "daily," while another 11 percent answered "weekly." Just 14 percent use their skills "rarely." These responses generally matched 2006 results.

UAA and UAS graduates were more likely than UAF graduates to say they use their skills on a daily basis (71 and 70 percent, respectively, versus 61 percent). UAF graduates more often said they use their skills on a weekly basis (16 percent). Bachelor's degree graduates were less likely than Associate's/Certificate or Master's/PhD graduates to say they use their skills on a daily basis (63 percent of BA graduates, versus 72 percent of AA/CT and MA/PhD graduates).

## SATISFACTION RATINGS

Four out of five responding graduates (82 percent) were either satisfied or very satisfied with their overall academic experience – slightly fewer than in 2006 (86 percent). Satisfaction rates fell a fraction in each category, with career training falling more (from 71 to 60 percent). However, dissatisfaction remained very low, accounting for between 2 and 7 percent of respondents in all categories except for career training, where 16 percent were dissatisfied. There were no statistically significant differences in satisfaction between campuses, with one exception: UAF graduates were more likely to be dissatisfied with career training.

*Satisfaction with University of Alaska, 2006 and 2007*  
Percentage Satisfied plus Very Satisfied



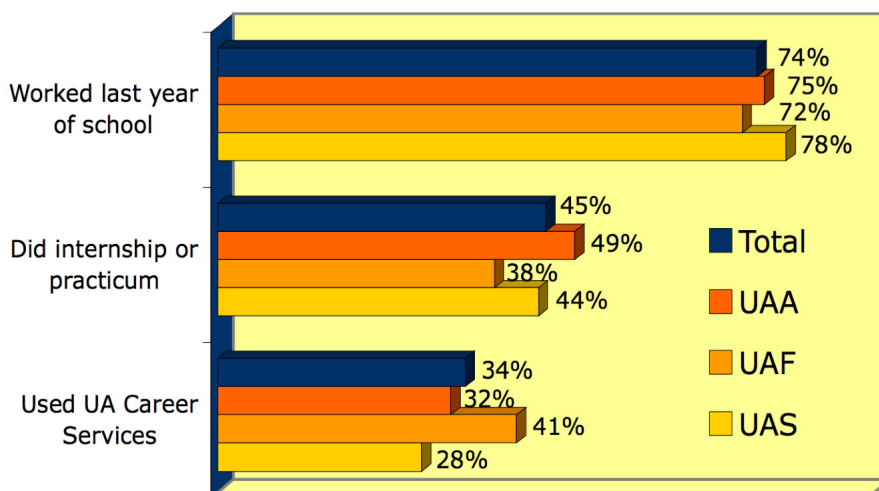
## PREPARATION FOR THE WORKFORCE

The chart below shows the results for three questions: whether the respondent worked during their last year at UA; whether they did an internship or practicum as part of their degree program; and whether they used Career Services while attending UA. Three-quarters of all graduates said they worked their last year, with little variance among campuses.

Nearly half of graduates did an internship, with the figure highest among UAA graduates. Of those who did an internship, 45 percent said it led to a job offer.

Over one-third of graduates used Career Services while at UA, including 41 percent of UAF graduates. BA graduates were much more likely to use Career Services: 42 percent, compared to 30 percent of AA/CT and 27 percent of MA/PhD graduates.

*Preparation for the Workforce, By Campus*



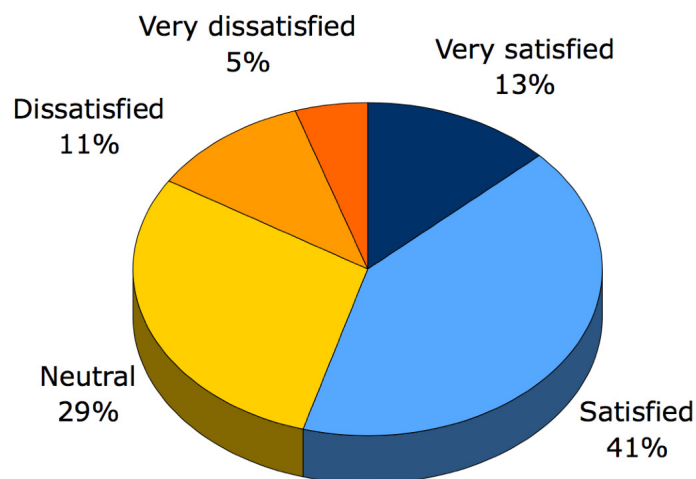
## UA CAREER SERVICES

Of the graduates who used the Career Services office, 54 percent were satisfied or very satisfied, and 16 percent were dissatisfied. A significant number (29 percent) felt neutral. Satisfaction levels were generally consistent among the campuses. AA/CT graduates tended to be more satisfied than other graduates.

Graduates who didn't use Career Services were asked why. The three most common reasons were: found job through other means (33 percent); already had job (33 percent); and wasn't aware of office (31 percent).

## Satisfaction with Career Services Office

Base: Used Career Services



## Top Sources for Current Position

Base: Currently Employed

	% of Total
Family/friends/co-workers	28%
Internet	21
Previously worked for employer	13
UA staff/faculty	8
Newspaper	8
Internship	7

## SOURCES FOR CURRENT POSITION

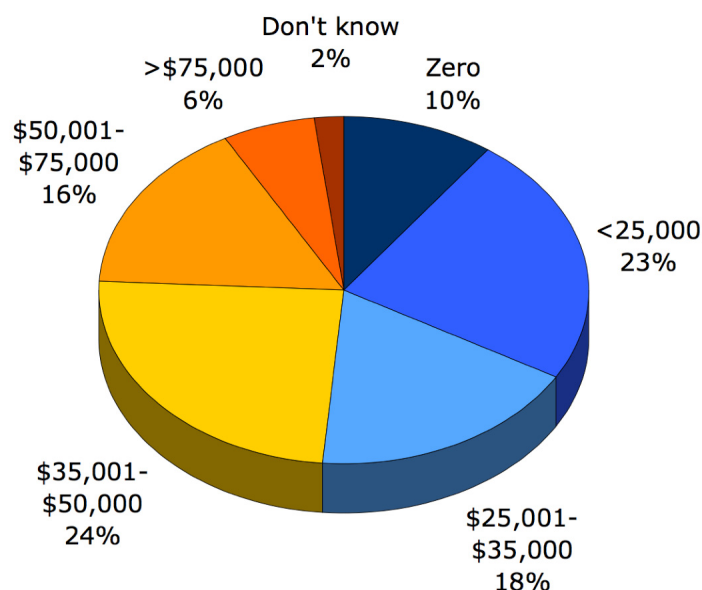
Employed graduates were asked how they first heard about their current position. The number one response was family, friends, or co-workers (28 percent). The Internet was the number two source, followed by "previously worked there." UA staff/faculty was mentioned by 8 percent, including 12 of UAF graduates. One percent of respondents mentioned UA Career Services.

## SALARY AND BENEFITS

Graduates reported an annual average salary of \$37,000 (\$47,000 among those employed full-time, year-round). Ten percent of respondents did not earn any income, while another 9 percent earn less than \$15,000 a year. (The combined figure of 19 percent corresponds closely to the 20 percent of respondents who are unemployed or students.) Reported salaries matched those reported in 2006.

Employed graduates also reported the benefits they receive in their current position. The most common benefits were health insurance (73 percent), paid leave (69 percent), and company-funded retirement plans (55 percent). Benefit rates dropped slightly in all categories between 2006 and 2007.

## Current Annual Salary



# Introduction and Methodology

---

## Introduction

The University of Alaska contracted with the McDowell Group, Inc. to conduct a survey of UA students who had received any type of degree or certificate in summer 2006, winter 2006, or spring 2007. The survey was administered primarily over the Internet, with additional surveys conducted via telephone. The survey included questions on graduates' satisfaction with their experience at UA, attendance at other universities before, during, and after their degree program, details on their job search, and current employment situation, among other subjects.

## Methodology

The survey instrument was designed by the McDowell Group study team with input from University of Alaska staff. The survey was based on the 2006 instrument, with several edits and added questions. The sample included 905 respondents: 571 UAA graduates, 260 UAF graduates, and 73 UAS graduates.

An initial postcard mailing was sent on August 31 to all 2,867 graduates with physical addresses in the University of Alaska database. The postcard directed graduates to the survey website and included information on the incentive: four respondents chosen at random would receive their choice of a \$250 Amazon gift certificate or 10,000 Alaska Airlines miles. On September 14, an email was sent to all 2,917 graduates with email addresses that included the web link to the survey. Two reminder emails were sent: September 19 and 26.

The survey data was weighted to reflect the actual graduate population by four factors: gender, age, campus, and degree type.

The margin of error for the full sample of graduates is  $\pm 2.7$  percent at the 95 percent confidence level. Survey results are also presented by main campus: Anchorage ( $\pm 3.5$  percent), Fairbanks ( $\pm 5.0$  percent), and Southeast ( $\pm 9.2$  percent).

The survey data was tested for differences by campus, type of degree, gender, age, and income. Any statistically significant differences among the subgroups are pointed out in the text.

Most tables include a comparison to 2006 data. Readers are reminded that sample sizes were lower in 2006, leading to higher margins of error.

A copy of the survey instrument can be found at the end of the report.

# Satisfaction with University of Alaska

---

- Four out of five responding graduates (82 percent) were either satisfied or very satisfied with their overall academic experience, while 6 percent were dissatisfied or very dissatisfied.
- The percentage of very satisfied graduates was highest in the intellectual growth category, followed by overall education, personal growth, overall academic experience, and career training.
- Dissatisfaction was generally low, accounting for between 2 and 7 percent of respondents in all categories except for career training. Sixteen percent of respondents were dissatisfied with this category.
- There were no statistically significant differences in satisfaction among campuses, with one exception: UAF graduates were more likely to be dissatisfied with their career training (20 percent, compared to 15 percent of UAA graduates and 8 percent of UAS graduates).
- In general, Associate's degree/Certificate (AA/CT) graduates showed slightly higher satisfaction ratings, and Master's/Doctorate degree (MA/PhD) graduates showed slightly lower satisfaction ratings. AA/CT graduates were especially satisfied with their career training: 67 percent satisfied, compared to 63 percent among MA/PhD grads and 54 percent among BA graduates.
- Women expressed higher satisfaction ratings than men in most categories: overall academic experience (36 versus 27 percent very satisfied), overall education (40 versus 31 percent), intellectual growth (48 versus 39 percent), and personal growth (51 versus 41 percent).
- Respondents over age 40 gave higher satisfaction ratings in most categories. For overall education, 50 percent were very satisfied, versus 34 percent of 25- to 40-year-olds and 29 percent of those under 24. For intellectual growth, 63 percent were very satisfied, versus 42 percent of 25 to 40-year-olds and 36 percent of those under 24. For personal growth, 59 percent were very satisfied, versus 43 percent of 25- to 40-year-olds and 46 percent of those under 24.

## TRENDS

- Satisfaction ratings were very similar to 2006, with a few categories earning slightly lower ratings. Satisfaction with intellectual growth slipped from 92 to 87 percent satisfied. Satisfaction with career training dropped from 71 percent to 60 percent satisfied. Other categories' ratings slipped a fraction: from 88 to 86 percent for overall education, from 86 percent to 82 percent for overall academic experience, and from 88 to 85 percent for personal growth.
- Those who felt "neutral" about their career training grew from 12 to 23 percent between 2006 and 2007. Other "neutral" responses varied little between the two years.
- Shifts in satisfaction by campus generally mirrored the overall population; ratings either matched 2006 results or were slightly lower. UAF saw the biggest drop: 69 percent were satisfied with their career training in 2006, dropping to 56 percent in 2007. Most of this shift is attributable to the "neutral" responses, which grew from 14 to 24 percent.



Please tell us whether you are very satisfied, satisfied, not satisfied, or not at all satisfied with each of the following...

	TOTAL		UAA		UAF		UAS	
	2006 n=512	2007 n=905	2006 n=296	2007 n=573	2006 n=175	2007 n=258	2006 n=41	2007 n=74
<b>Overall academic experience</b>								
Very satisfied	34%	33%	35%	31%	32%	34%	38%	37%
Satisfied	52	49	50	50	55	46	50	49
Neutral	8	11	8	10	9	15	2	9
Dissatisfied	5	5	5	6	3	3	6	5
Very dissatisfied	1	2	2	2	-	2	3	-
<b>Overall education</b>								
Very satisfied	36%	36%	35%	36%	37%	34%	37%	44%
Satisfied	52	50	54	50	48	52	59	44
Neutral	9	9	7	8	13	9	1	9
Dissatisfied	2	3	3	4	2	3	-	3
Very dissatisfied	1	1	1	1	-	2	3	-
<b>Intellectual growth</b>								
Very satisfied	43%	44%	43%	45%	42%	41%	47%	50%
Satisfied	49	43	50	44	48	44	48	36
Neutral	5	9	5	7	7	11	1	10
Dissatisfied	2	2	2	2	4	2	-	5
Very dissatisfied	1	1	<1	1	-	2	3	-
<b>Personal growth</b>								
Very satisfied	46%	47%	45%	46%	45%	47%	46%	55%
Satisfied	42	38	45	37	39	39	42	32
Neutral	9	12	7	13	14	9	3	12
Dissatisfied	2	2	3	3	1	2	-	-
Very dissatisfied	1	1	<1	1	-	3	-	-
<b>Career training</b>								
Very satisfied	29%	26%	28%	26%	29%	25%	34%	33%
Satisfied	42	34	44	36	40	31	39	31
Neutral	12	23	11	21	14	24	11	25
Dissatisfied	14	12	14	12	13	14	12	7
Very dissatisfied	3	4	3	3	4	6	4	1

- Graduates were asked whether they would choose the same field of study, given the chance to start college over again. Six out of ten respondents said they would, 21 percent said maybe, and 16 percent said no.
- UAS grads were slightly less likely to say they would choose the same field of study (51 percent, compared to 56 percent of UAF grads and 62 percent of UAA grads).

## TRENDS

- Responses generally matched 2006 results. UAF graduates became slightly less likely to say they would choose the same field of study (56 percent versus 65 percent in 2006), and more likely to say “maybe” (25 percent versus 19 percent in 2006).

### If you could start your college career all over again, would you choose the same field of study?

	TOTAL		UAA		UAF		UAS	
	2006 n=512	2007 n=905	2006 n=296	2007 n=571	2006 n=175	2007 n=260	2006 n=41	2007 n=73
Yes	59%	59%	57%	62%	65%	56%	53%	51%
No	17	16	19	15	14	16	11	24
Maybe	20	21	20	19	19	25	24	21
Don't know	4	4	4	4	1	3	11	4

# Activities, Work, and Internships While Attending UA

---

## Activities While Attending UA

- The most common activity claimed by graduates was clubs or organizations related to their major, mentioned by 29 percent, followed by Student Activities, academic honors programs, and non-varsity sports.
- UAF graduates generally participated in activities at higher rates than other graduates, including clubs/organizations related to their major (34 percent versus 29 percent of all graduates); Student Activities (33 versus 23 percent); non-varsity sports (22 versus 12 percent); and student leadership (16 versus 9 percent).
- Forty-three percent of graduates said they did not participate in any of the listed activities while attending UA. This figure was much higher among UAS graduates (52 percent) when compared to UAF graduates (31 percent).
- Bachelor's degree graduates tended to participate in activities at a higher rate than other graduates. For example, 44 percent participated in clubs/organizations related to their major, compared to 29 percent of all graduates.

## TRENDS

- Several categories were added or changed between the 2006 and 2007 survey, making it difficult to compare all categories. In general, activity participation rates did not change significantly between 2006 and 2007.

*See table next page.*

**While you were attending UA, did you participate  
in any of the following groups or activities?**

	TOTAL		UAA		UAF		UAS	
	2006 n=512	2007 n=905	2006 n=296	2007 n=571	2006 n=175	2007 n=260	2006 n=41	2007 n=73
Clubs/organizations related to your major	31%	29%	27%	28%	41%	34%	11%	18%
Student Activities	25	23	22	18	31	33	17	27
Academic honors programs	16	14	15	14	20	15	8	7
Non-varsity sports	11	12	8	8	18	22	3	12
Student leadership	n/a	9	n/a	6	n/a	16	n/a	13
Service organizations <sup>1</sup>	13	8	13	7	16	12	2	6
Minority student groups	7	8	6	8	9	9	7	9
Performing arts	7	7	5	6	12	8	3	10
Religious groups	5	7	5	5	6	11	5	5
Student media publications	4	5	3	4	4	8	4	-
Student government	5	5	4	4	5	6	10	7
Student alumni association	n/a	4	n/a	4	n/a	5	n/a	10
Political or issue group	4	4	2	3	6	5	5	1
Residence hall council or IRC	5	4	1	2	9	9	13	1
Fraternity or sorority	2	2	3	2	2	1	1	1
Varsity sports	2	1	2	1	2	3	-	-
Outdoor clubs	n/a	1	n/a	1	n/a	1	n/a	-
ROTC	2	1	<1	<1	4	2	8	-
Student judicial board	1	1	1	<1	1	1	-	-
Other*	7	5	7	4	7	7	1	3
Don't know	4	1	3	<1	5	1	-	1
None <sup>2</sup>	35	43	39	47	26	31	46	52

<sup>1</sup> This category was "honor or service organizations" in the 2006 survey.

<sup>2</sup> This category was not included in 2006; results were inferred from non-responses. The two years are not directly comparable.

\* A list of other responses can be found in the Appendix.

## Working While Attending UA

- Three-quarters of responding graduates said they worked during the final school year before graduating.
- Graduates with full-time, year-round jobs were much more likely to have worked their final year (82 percent, versus 61 percent of other graduates).
- Of those who said they worked, 17 percent worked on-campus and 69 percent worked off-campus, with 13 percent working both on and off-campus. UAF graduates were particularly likely to work on-campus.
- The most common time segment for on-campus work was 11 to 20 hours a week, accounting for half of graduates who worked on-campus their final year. Among those who worked off-campus, graduates were more likely to work 21 to 40 hours a week (44 percent).

### TRENDS

- The rate of graduates working during their final school year changed little between 2006 and 2007, from 77 percent to 74 percent. UAF graduates showed a slight drop, from 80 to 72 percent.
- In order to accurately compare 2006 to 2007 results, it is necessary to add the “both” percentage to each of the other two responses in the 2007 data. Doing so reveals that on-campus work dropped from 41 percent in 2006 to 30 percent in 2007, while off-campus work increased from 77 percent to 82 percent.
- Among those who worked on-campus, those working 21 to 40 hours decreased between 2006 and 2007 (from 27 to 16 percent) and those working over 40 hours increased (from 3 to 10 percent). Off-campus work hours were essentially unchanged.

#### Did you work during the final school year before you graduated?

	TOTAL		UAA		UAF		UAS	
	2006 n=512	2007 n=905	2006 n=296	2007 n=571	2006 n=175	2007 n=260	2006 n=41	2007 n=73
Yes	77%	74%	75%	75%	80%	72%	80%	78%
No	23	25	25	25	20	26	20	22

#### Did you work on-campus, off-campus, or both?

Base: Worked during final school year

	TOTAL		UAA		UAF		UAS	
	2006 n=398	2007 n=673	2006 n=223	2007 n=430	2006 n=139	2007 n=186	2006 n=35	2007 n=57
On-campus	41%	17%	32%	10%	57%	36%	35%	7%
Off-campus	77	69	86	78	59	48	91	76
Both	n/a	13	n/a	12	n/a	16	n/a	17

Note: The category “both” was added in the 2007 survey. For a direct comparison between 2006 and 2007 data, it is necessary to add the “both” response percentage to each category (on- and off-campus).

## Approximately how many hours per week did you work?

Base: Worked during final school year

	TOTAL		UAA		UAF		UAS	
	2006 n=398	2007 n=673	2006 n=223	2007 n=430	2006 n=139	2007 n=186	2006 n=35	2007 n=57
<b>On-campus</b>								
10 hours or less	69%	20%	81%	24%	59%	15%	72%	30%
11 to 20 hours		52		52		53		34
21 to 40 hours	27	16	18	14	35	19	28	6
Over 40 hours	3	10	1	6	6	10	-	30
<b>Off-campus</b>								
10 hours or less		7%		6%		8%		8%
11 to 20 hours	25%	19	24%	20	26%	19	25%	15
21 to 40 hours	46	44	44	44	52	46	43	44
Over 40 hours	28	25	30	25	22	21	27	32

Note: In the 2006 survey, the "10 hours or less" and "11 to 20 hours" categories were combined into "20 hours or less."

- Among graduates who reported working their final year, six out of ten said their work was related to their degree or certificate program. There were no statistically significant differences by campus.
- When based to the total sample, the percentage of graduates who worked their final year *and* whose work was related to their degree program was 43 percent.
- MA/PhD graduates were much more likely to report that their work was related: 76 percent, compared to 57 percent among AA/CT graduates and 51 percent among BA graduates.

### TRENDS

- The percentage of graduates saying their work was related to their degree program was essentially the same between 2006 and 2007. The percentage dropped slightly among UAF graduates, from 64 to 56 percent.

## Was any of your work related to your degree or certificate program?

Base: Worked during final school year

	TOTAL		UAA		UAF		UAS	
	2006 n=398	2007 n=673	2006 n=223	2007 n=430	2006 n=139	2007 n=186	2006 n=35	2007 n=57
Yes	61%	58%	59%	58%	64%	56%	63%	67%
No	38	41	41	41	35	42	37	31
Don't know	1	1	<1	1	1	2	-	2

## Internships

- Forty-five percent of graduates said they did an internship or practicum as part of their degree program. UAA grads were more likely to have done so, at 49 percent.
- BA graduates were less likely to have done an internship/practicum (39 percent, versus 47 percent of AA/CT graduates and 52 percent of MA/PhD graduates).
- Women were more likely to have done an internship/practicum (50 percent, versus 38 percent of men).
- Among respondents who had done an internship or practicum, 8 percent said it was coordinated through their campus Career Services Office.
- Respondents who had done an internship or practicum were also asked what organization they worked with. Responses that came up multiple times included the school districts of Anchorage, Fairbanks, Mat-Su, and Juneau, Providence Medical Center, Alaska Regional Hospital, and the Alaska Native Medical Center. A full list of responses can be found in the Appendix.
- Among those who did an internship or practicum, about half said that it led to a job offer. Based to all respondents, 20 percent did an internship/practicum *and* it led to a job offer.
- Three-quarters of respondents who received offers (72 percent, or 15 percent of the total sample) took the job, including 70 percent of UAA graduates. (The sample sizes for the other two campuses are too small for analysis.)

## TRENDS

- The percentage of graduates who did an internship/practicum changed little between 2006 and 2007 (from 43 to 45 percent). The percentage saying it led to a job offer changed by only 1 percent (from 46 to 45 percent).

### Did you do an internship or practicum as part of your degree or certificate program?

	TOTAL		UAA		UAF		UAS	
	2006 n=512	2007 n=905	2006 n=296	2007 n=571	2006 n=175	2007 n=260	2006 n=41	2007 n=73
Yes	43%	45%	46%	49%	33%	38%	55%	44%
No	57	53	54	50	67	60	42	54
Don't know	<1	1	-	1	<1	2	3	2

### Was your internship/practicum coordinated through your campus Career Services Office?

	TOTAL	UAA	UAF	UAS
	2007 n=403	2007 n=280	2007 n=91	2007 n=32
Yes	8%	10%	4%	7%
No	83	82	85	81
Don't know	9	8	10	12

Note: This question was not asked in 2006.

## Did the internship or practicum lead to a job offer?

Base: Did an internship or practicum

	TOTAL		UAA		UAF		UAS	
	2006 n=216	2007 n=403	2006 n=139	2007 n=280	2006 n=58	2007 n=91	2006 n=20	2007 n=32
Yes	46%	45%	52%	46%	41%	41%	27%	49%
No	52	50	47	50	57	51	73	51
Don't know	2	4	2	4	2	7	-	-



# Current Employment

## Current Employment Status

- Nearly two-thirds of graduates surveyed said they were employed full-time, year-round. Another 17 percent were employed part-time or seasonally.
- Ten percent of graduates surveyed said they were currently students.
- UAA and UAS graduates were more likely to be employed full-time, year-round, while UAF graduates were more likely to be students.
- MA/PhD graduates were more likely to be employed full-time, year-round: 76 percent, compared to 60 percent of BA and 61 percent of AA/CT graduates.
- Men were more likely than women to be employed full-time, year-round (71 versus 58 percent). Women were more likely to be employed part-time, year-round (11 versus 8 percent).

## TRENDS

- The employment rates of 2007 closely matched those reported in 2006, although the percentage that were students decreased slightly (from 15 to 10 percent). UAS grads showed a larger drop (from 16 to 8 percent).

### Which statement best describes your current employment status?

	TOTAL		UAA		UAF		UAS	
	2006 n=512	2007 n=905	2006 n=296	2007 n=571	2006 n=175	2007 n=260	2006 n=41	2007 n=73
Employed full-time, year-round	63%	63%	66%	66%	56%	55%	68%	70%
Employed part-time, year-round	8	8	7	8	10	10	4	7
Employed full-time, seasonally	4	7	4	6	6	9	3	8
Employed part-time, seasonally	3	2	3	1	3	2	-	3
Unemployed, currently looking for work	3	6	4	6	2	5	-	3
Unemployed, not looking for work	1	1	1	1	2	1	2	1
Student	15	10	12	8	20	15	16	8
Homemaker	3	3	3	3	1	1	6	1
Disabled	<1	<1	<1	<1	-	-	-	-
Retired	<1	<1	-	<1	-	1	<1	-
Full-time volunteer	n/a	<1	n/a	<1	n/a	<1	n/a	-
Don't know/refused	<1	<1	-	<1	<1	<1	-	-

## Using UA Knowledge and Skills

- Two-thirds of employed graduates said that they use the skills and knowledge from their degree program on a daily basis, while another 11 percent use them weekly. Just 14 percent use them rarely.
- UAA and UAS graduates were more likely than UAF graduates to say they use their skills on a daily basis. UAF graduates more often said they use their skills on a weekly basis.
- AA/CT and MA/PhD graduates are more likely than BA graduates to say they use their skills daily: 72 percent of both AA/CT and MA/PhD graduates compared to 63 percent of BA graduates.

## TRENDS

- Usage of knowledge and skills gained at UA varied little between 2006 and 2007. (Although data from UAS graduates shows larger differences, the small sub-sample precludes meaningful comparison.)

### In your current position, how often do you use skills and knowledge learned from your UA degree or certificate program?

Base: Currently employed

	TOTAL		UAA		UAF		UAS	
	2006 n=400	2007 n=729	2006 n=242	2007 n=467	2006 n=127	2007 n=198	2006 n=31	2007 n=64
Daily	67%	68%	70%	71%	62%	61%	58%	70%
Weekly	14	11	14	10	13	16	19	8
Monthly	4	4	4	4	6	6	3	6
Rarely	13	14	12	15	14	14	19	12
Don't know	1	2	-	1	4	3	1	4

## Industries

- Among employed graduates, education and health care/social services were the most common industries, followed by government.
- UAA graduates were more likely to be employed in the health care/social services industry: 26 percent, compared to 16 percent of UAF graduates and 13 percent of UAS graduates.
- Master's/PhD graduates were much more likely to be employed in education: 52 percent, compared to 10 percent of AA/CT graduates and 14 percent of BA graduates.
- Among those earning over \$50,000 a year, 14 percent were in the mining/oil industry. This compares to 5 percent of all graduates. Among those earning less than \$25,000 a year, 11 percent were in the tourism/hospitality industry (compared to 4 percent of all graduates).
- The survey also asked employed graduates what occupation or position they held. A list of responses can be found in the Appendix.

## TRENDS

- Employment in various industries changed by just 1 or 2 percentage points for each industry.

### In what industry are you currently employed?

Base: Currently employed

	TOTAL		UAA		UAF		UAS	
	2006 n=400	2007 n=729	2006 n=242	2007 n=467	2006 n=127	2007 n=198	2006 n=31	2007 n=64
Education	21%	22%	18%	19%	19%	25%	52%	35%
Health care/social services	21	22	26	26	14	16	13	13
Government	13	12	11	10	17	17	12	13
Professional services (engineering, legal, consulting)	1	8	-	9	2	8	2	6
Transportation/utilities	5	6	5	7	7	3	-	2
Mining/oil	4	5	6	5	2	6	4	-
Tourism/hospitality	3	4	3	4	2	3	4	8
Finance/insurance/real estate	5	4	5	4	2	3	10	6
Construction/maintenance	4	3	4	3	5	3	-	7
Retail	4	3	5	3	3	4	-	3
Media/communications	2	2	3	2	2	3	-	-
Information technology	4	3	2	2	8	4	-	-
Fishing/seafood	1	1	<1	1	-	1	4	2
Arts	1	1	1	<1	-	1	-	1
Manufacturing	<1	1	1	1	-	-	-	3
Other*	2	3	<1	3	4	2	4	1
Don't know	2	-	2	-	2	-	-	-

\* A list of other responses can be found in the Appendix.

## Current Job

- Eighty-five percent of employed graduates are working in Alaska, while 13 percent are working in other US states. Just 2 percent are working outside the US. UAA graduates were slightly more likely to stay in Alaska.
- Women were more likely than men to be working in Alaska (89 versus 79 percent). Those over 40 were also more likely to be working in Alaska (91 percent, versus 83 percent of 25 to 40-year-olds and 85 percent of those under 25).
- Graduates who had transferred from another school into UA were less likely to stay in Alaska (80 versus 90 percent of non-transfer students).
- Those who work elsewhere in the US were asked which state. Twenty-eight different states were mentioned, including 19 mentions of Washington, 11 of Texas, and 9 of Colorado. A list of states can be found in the Appendix.

## TRENDS

- Location of employment was virtually unchanged between 2006 and 2007, with the vast majority of graduates employed within Alaska both years. The slight annual differences among campuses fall within the margin of error.

### Are you employed in Alaska, other US state or outside the United States?

Base: Currently employed

	TOTAL		UAA		UAF		UAS	
	2006 n=400	2007 n=729	2006 n=242	2007 n=467	2006 n=127	2007 n=198	2006 n=31	2007 n=64
In Alaska	89%	85%	90%	87%	86%	82%	83%	83%
Other US state*	11	13	9	12	13	15	17	14
Outside US	1	2	1	1	1	3	-	4

\* A list of specific states can be found in the Appendix.

- One out of five employed graduates were already in their current position when they began their degree program. Another 29 percent started their current position while attending UA. Half of employed graduates began their current position after graduating.
- UAF graduates were much less likely to have started in their current position before attending UA.
- Both AA/CT and Master's/PhD graduates are more likely to have been employed in their current position when starting their degree program: 25 and 26 percent, respectively, compared to 9 percent of BA grads.
- Among graduates over 40 years old, 35 percent started in their current position before attending UA. This compares to 17 percent of 25 to 40-year-olds and 7 percent of those under 25.

## TRENDS

- Although the question was asked differently in 2006, it appears that results were similar between the two years among the total graduate population. By campus, UAF graduates became more likely to start their current job after graduating. The 2006 UAS sub-sample is too small for meaningful comparison to 2007 data.

### When did you start working in your current position: before attending UA, while attending UA, or after graduating from UA?

Base: Currently employed

	TOTAL		UAA		UAF		UAS	
	2006 n=400	2007 n=729	2006 n=242	2007 n=467	2006 n=127	2007 n=198	2006 n=31	2007 n=64
Before attending UA	23%	18%	22%	21%	24%	10%	19%	25%
While attending UA	26	30	24	27	32	31	19	38
After graduating	51	50	54	49	44	57	62	38
Other	-	2	-	3	-	2	-	-

Note: The question in 2006 read, "Were you employed in this position when you began your degree or certificate program?" with a follow-up question "Did you start this job while you were attending UA?" The 2006 figures are extrapolated from these questions.

## Salary and Benefits

- The most common salary bracket among graduates was \$35,001-\$50,000, accounting for one-quarter of respondents. The average annual salary was \$37,000.
- Ten percent of respondents do not currently earn any income, while another 9 percent earns less than \$15,000 a year. The combined figure of 19 percent corresponds closely to the 20 percent of respondents who are unemployed, disabled, retired, homemakers, or students.
- Respondents who were employed full-time, year-round reported an average salary of \$47,000, compared to \$19,000 among all other graduates.

## TRENDS

- Salaries appear similar between 2006 and 2007. Those earning less than \$25,000 represented 31 percent in 2006 and 33 percent in 2007; those earning over \$50,000 increased slightly from 19 to 22 percent.

### Current Annual Salary/Wage: All Graduates

	TOTAL		UAA		UAF		UAS	
	2006 n=512	2007 n=905	2006 n=296	2007 n=567	2006 n=175	2007 n=260	2006 n=41	2007 n=73
\$0; do not currently earn	n/a	10%	n/a	11%	n/a	8%	n/a	7%
Less than \$15,000	19%	9	18%	6	22%	14	17%	9
\$15,000 to \$25,000	12	14	11	13	14	18	9	11
\$25,001 to \$35,000	19	18	16	18	20	16	34	20
\$35,001 to \$50,000	24	24	26	24	22	23	25	25
\$50,001 to \$75,000	14	16	17	18	13	14	4	12
\$75,001 to \$100,000	4	4	3	4	4	3	3	6
Over \$100,000	1	2	2	3	-	1	-	5
Don't know	6	2	7	2	4	3	8	5
Average (000's)	n/a	\$37	n/a	\$38	n/a	\$33	n/a	\$40

Notes: The \$0 category was not included in the 2006 survey. Average salaries were not reported in 2006.

### Current Annual Salary/Wage: Employed Full-time, Year-round

	Employed FT, YR		All Others	
	2006 n=325	2007 n=574	2006 n=187	2007 n=331
\$0; do not currently earn	n/a	-%	n/a	27%
Less than \$15,000	1%	2	50%	20
\$15,000 to \$25,000	8	9	18	24
\$25,001 to \$35,000	22	21	14	11
\$35,001 to \$50,000	37	34	4	8
\$50,001 to \$75,000	22	24	2	4
\$75,001 to \$100,000	5	6	1	1
Over \$100,000	2	4	-	1
Don't know	3	1	12	4
Average (000's)	n/a	\$47	n/a	\$19

- Health insurance and paid leave are the most common benefits reported by employed graduates, followed by retirement plans.
- UAA and UAS graduates report higher rates of receiving various kinds of benefits – reflecting their greater likelihood of having a full-time, year-round job.

## TRENDS

- Benefit rates dropped slightly (between 1 and 6 percent) in all categories between 2006 and 2007 for the total graduate population. UAF graduates reported the greatest drop in health insurance: from 76 to 68 percent.

### Please tell me which of the following benefits you receive in your current position.

Base: Currently employed

	TOTAL		UAA		UAF		UAS	
	2006 n=412	2007 n=729	2006 n=242	2007 n=467	2006 n=136	2007 n=198	2006 n=34	2007 n=64
Health insurance	76%	73%	75%	74%	76%	68%	81%	74%
Paid leave	74	69	76	70	70	64	79	69
Company-funded retirement plan	61	55	62	56	57	51	73	60
Self-funded retirement plan	45	40	49	42	42	35	32	47
Education reimbursement program	41	39	45	42	39	34	21	36
Stock options	13	11	12	12	14	12	9	3
None of the above	n/a	17	n/a	16	n/a	21	n/a	12
Don't know	12	3	11	2	14	3	6	3

Note: Because there was no "none of the above" category in 2006, the respondents who didn't receive any benefits were combined with the "don't know" category.

## Difficulty of Finding a Job

- Two-thirds of graduates who sought jobs said the process of getting a job was easy or very easy, while 29 percent said it was difficult or very difficult.
- UAA and UAS graduates tended to find the process of getting a job easier than UAF graduates.
- AA/CT graduates were the most likely to say their job search was easy or very easy (75 percent), followed by BA graduates (67 percent) and MA/PhD graduates (60 percent).

## TRENDS

- When compared to 2006 graduates, 2007 graduates were slightly more likely to say their job search was easy or very easy (66 percent compared to 58 percent in 2006). UAA graduates showed a larger increase (from 59 percent in 2006 to 69 percent in 2007).

### How difficult did you find the process of getting a job?

Base: Currently employed; started in position during/after attending UA

	TOTAL		UAA		UAF		UAS	
	2006 n=315	2007 n=599	2006 n=187	2007 n=371	2006 n=103	2007 n=180	2006 n=26	2007 n=48
Very easy	25%	25%	26%	27%	21%	19%	30%	38%
Easy	33	41	33	42	32	45	41	29
Difficult	28	24	27	22	31	28	23	23
Very difficult	8	5	6	6	11	5	2	3
Don't know	6	4	7	4	5	4	3	7

Note: This question was not asked of the 6 percent of graduates who identified themselves as unemployed.



- One-third of employed graduates who sought jobs after starting at UA said they put a lot of effort into their job search, while a similar amount said they put some effort. Thirty percent said they put little or no effort into the search. There were no statistically significant differences by campus.
- MA/PhD graduates were more likely to put some or a lot of effort into the job search: 80 percent, compared to 66 percent of AA/CT grads and 68 percent of BA grads.

## TRENDS

- Responses were similar in the two years; the percentage saying they put little or no effort increased slightly from 24 percent in 2006 to 30 percent in 2007.

### How much effort did you put into your job search?

Base: Currently employed; started in position during/after attending UA

	TOTAL		UAA		UAF		UAS	
	2006 n=315	2007 n=599	2006 n=187	2007 n=371	2006 n=103	2007 n=180	2006 n=26	2007 n=48
A lot	36%	35%	33%	35%	40%	35%	50%	34%
Some	34	35	34	35	34	35	40	30
A little	17	21	20	20	13	22	7	22
None	7	9	6	10	8	8	3	8
Don't know	6	1	7	<1	5	<1	-	4

## Geographical Area

- Among graduates seeking jobs, Alaska was by far the most popular search area at 79 percent. UAF graduates were less likely to search in Alaska, and more likely to search in "all US."
- Women were more likely than men to search for jobs in Alaska (84 versus 71 percent).

## TRENDS

- The geographical area of graduates' job searches changed little between 2006 and 2007. UAF graduates searching in Alaska dropped slightly from 79 to 74 percent.

### In what geographical area was your job search focused?

Base: Currently employed; started in position during/after attending UA

	TOTAL		UAA		UAF		UAS	
	2006 n=315	2007 n=599	2006 n=187	2007 n=371	2006 n=103	2007 n=180	2006 n=26	2007 n=48
Alaska	80%	79%	82%	82%	79%	74%	78%	74%
All US	6	7	4	4	10	12	3	7
Pacific Northwest	7	5	6	5	8	5	8	7
Southwest	1	2	1	2	1	3	-	4
Outside the US	2	1	3	1	1	3	-	2
South	1	1	1	1	2	1	3	4
Midwest	3	2	2	2	2	1	11	2
East	2	1	2	1	2	1	-	-
California	4	1	4	1	5	-	-	-
Don't know	6	1	7	1	5	1	2	-

## Number of Applications and Offers

- Graduates who sought jobs applied for an average of 6.8 jobs. UAF graduates reported a higher average at 7.9 jobs; UAS graduates reported a lower average at 4.5 jobs.
- MA/PhD graduates applied for an average of 9.8 jobs. This compares to 5.9 jobs among BA grads and 6.1 jobs among AA/CT grads.
- Men applied for an average of 8.4 jobs, compared to 5.8 jobs among women.
- Those employed in full-time, year-round positions applied for an average of 7.1 jobs, compared to other respondents at 5.6 jobs.
- Graduates reported receiving an average of 1.9 job offers. The average was fairly consistent across campuses and degree types.

### TRENDS

- The average number of jobs applied for increased slightly between 2006 and 2007, from 6.6 to 6.8 jobs. Those who applied for only one job increased from 19 to 26 percent. The average number of job offers decreased slightly, from 2.1 to 1.9 jobs.

#### Can you estimate how many jobs you applied for?

Base: Currently employed; started in position during/after attending UA

	TOTAL		UAA		UAF		UAS	
	2006 n=315	2007 n=599	2006 n=187	2007 n=371	2006 n=103	2007 n=180	2006 n=26	2007 n=48
None	6%	7%	5%	6%	7%	8%	-%	8%
One	19	26	22	29	15	19	12	21
Two	13	12	13	9	11	17	20	12
Three to five	28	23	27	22	23	24	50	26
Six to ten	12	11	11	11	14	9	13	18
Over ten	13	13	11	13	15	15	-	10
Average	6.6	6.8	6.1	6.5	8.3	7.9	3.6	4.5
Don't know	10	9	10	10	12	9	2	4

#### Can you estimate how many job offers you received?

Base: Currently employed; started in position during/after attending UA

	TOTAL		UAA		UAF		UAS	
	2006 n=315	2007 n=599	2006 n=187	2007 n=371	2006 n=103	2007 n=180	2006 n=26	2007 n=48
None	5%	4%	4%	3%	9%	4%	-%	10%
One	40	44	42	44	35	43	41	44
Two	22	24	22	23	23	27	18	22
Three	13	11	15	11	10	11	17	7
Four or more	10	8	8	8	12	8	21	10
Average	2.1	1.9	2.0	2.0	2.1	2.0	2.4	1.7
Don't know	10	9	10	10	12	8	2	6

## Sources for Current Position

- The number one source for hearing about their current position was family, friends, or co-workers, mentioned by 28 percent of graduates who sought a job. The Internet was the number two source, followed by “previously worked there.”
- Although only 1 percent of employed graduates mentioned UA Career Services as a source for their current position, 34 percent said they used Career Services at some point while at UA (see following page).
- UAF graduates were twice as likely to mention UA staff/faculty.
- MA/PhD graduates were much less likely to hear about their current position through family/friends/co-workers: 18 percent, compared to 32 percent of AA/CT graduates and 31 percent of BA graduates. They were more likely to have previously worked for their employer (21 percent, versus 9 and 12 percent, respectively).

## TRENDS

- UA graduates in 2007 answered this question similarly to those in 2006. Although some differences appear in the UAS data, the 2006 UAS sub-sample is too small for meaningful comparison to 2007 data.

### How did you first hear about your current position?

Base: Currently employed; started in position during/after attending UA

	TOTAL		UAA		UAF		UAS	
	2006 n=315	2007 n=599	2006 n=187	2007 n=371	2006 n=103	2007 n=180	2006 n=26	2007 n=48
Family/friends/co-workers	29%	28%	31%	30%	27%	27%	29%	21%
Internet	17	21	16	20	18	21	23	29
Previously worked for this employer	10	13	11	13	8	12	12	13
UA staff/faculty	11	8	11	6	13	12	2	5
Newspaper	6	8	5	7	5	9	20	14
Internship	5	7	7	9	4	4	-	4
Employment agency	3	3	3	3	3	4	4	-
Contacted employer	n/a	2	n/a	3	n/a	<1	n/a	-
Was recruited	n/a	2	n/a	2	n/a	-	n/a	2
UA career services	2	1	2	1	4	2	-	-
Job fair	n/a	1	n/a	1	n/a	<1	n/a	2
Other*	7	5	5	3	11	7	10	8
Don't know	8	2	10	2	6	2	-	2

\* A list of other responses can be found in the Appendix.

## Use of UA Career Services

- One-third of UA graduates used the Career Services Office while attending UA, including 41 percent of UAF graduates, 32 percent of UAA graduates, and 28 percent of UAS graduates.
- BA graduates were much more likely to use the Career Services Office: 42 percent, compared to 30 percent of AA/CT graduates and 27 percent of MA/PhD graduates.
- Among those who did not use the Career Services Office, there were three common reasons: found job through other means, already had job, and wasn't aware of office. UAF graduates were more likely to have found a job through other means, and they were less likely to say they were unaware of the office.

## TRENDS

- The change in question wording and base sample precludes comparison between 2006 and 2007.

### While you were attending UA, did you ever use the Career Services Office?

	TOTAL 2007 n=905	UAA 2007 n=571	UAF 2007 n=260	UAS 2007 n=73
Yes	34%	32%	41%	28%
No	63	65	56	68
Don't know	4	4	3	4

Note: This question was changed from 2006 (see following table).

### Did you use UA's Career Services when you were looking for work?

Base: Currently employed; not employed in current position when began degree program

	TOTAL 2006 n=315	UAA 2006 n=187	UAF 2006 n=103	UAS 2006 n=26
Yes	16%	15%	22%	3%
No	83	84	78	95
Don't know	1	1	-	2

### Why didn't you use the Career Services Office?

Base: Did not use Career Services Office

	TOTAL 2007 n=559	UAA 2007 n=368	UAF 2007 n=141	UAS 2007 n=50
Found job on own/through other means	33%	33%	40%	20%
Already had job	33	32	30	40
Wasn't aware of office	31	35	24	27
Not worth time/effort	7	6	8	4
Campus did not have office	4	5	2	10
No need	3	4	3	2
Other*	7	5	9	8
Don't know	7	7	8	4

\* A list of other responses can be found in the Appendix.

Note: This question was not asked in 2006.

## Satisfaction with UA Career Services

- Overall, 54 percent of graduates who used Career Services were either satisfied or very satisfied; 29 percent were neutral; and 16 percent were dissatisfied. Satisfaction levels were generally consistent among the campuses.
- AA/CT graduates were more likely to say they were very satisfied: 16 percent, compared to 14 percent of BA graduates and 6 percent of MA/PhD graduates.

### Overall, how satisfied were you with your Career Services Office experiences?

Base: Used Career Services Office

	TOTAL 2007 n=315	UAA 2007 n=182	UAF 2007 n=113	UAS 2007 n=20
Very satisfied	13%	15%	12%	9%
Satisfied	41	40	41	43
Neutral	29	27	32	34
Dissatisfied	11	11	10	9
Very dissatisfied	5	7	4	-
Don't know	<1	-	-	5

Note: This question was not asked in 2006.

# Attendance at Universities other than UA

- Six out of ten graduates said they had attended a college or university outside the UA system.
- MA/PhD graduates were more likely to have attended elsewhere: 91 percent, compared to 52 percent of AA/CT grads and 54 percent of BA grads.
- Among graduates who had attended elsewhere, 77 percent earned more than 12 credits elsewhere as part of their degree program. (This represents 47 percent of the total sample.) One-fifth reported taking classes elsewhere during their time at UA. (This represents 14 percent of the total sample.)

## TRENDS

- The change in question wording prevents direct comparison of this series of questions between 2006 and 2007.

### Have you ever attended a college or university outside of the University of Alaska system?<sup>1</sup>

	TOTAL		UAA		UAF		UAS	
	2006 n=512	2007 n=905	2006 n=296	2007 n=571	2006 n=175	2007 n=260	2006 n=41	2007 n=73
Yes	31%	61%	33%	60%	27%	63%	39%	64%
No	68	39	67	40	72	37	61	36

<sup>1</sup>The question in 2006 read: *As part of your degree or certificate program, did you attend a college or university other than UA?*

### Before starting your degree or certificate program at UA, did you earn more than 12 credits from another college or university outside the UA system?

Base: Attended another college

	TOTAL		UAA		UAF		UAS	
	2006 n=162	2007 n=566	2006 n=95	2007 n=347	2006 n=50	2007 n=173	2006 n=17	2007 n=46
Yes	76%	77%	75%	77%	74%	75%	87%	86%
No	23	22	25	23	23	23	13	12
Don't know	1	1	-	1	2	2	-	2

### During your time at UA, did you ever take classes from another college or university outside the UA system?

Base: Attended another college

	TOTAL		UAA		UAF		UAS	
	2006 n=162	2007 n=566	2006 n=95	2007 n=347	2006 n=50	2007 n=173	2006 n=17	2007 n=46
Yes	32%	22%	33%	18%	29%	27%	32%	35%
No	68	78	67	82	69	73	68	65

## Current Enrollment Status

- Over one-quarter of graduates said they were currently enrolled in a college or university class. UAF and UAS graduates were more likely to be enrolled when compared to UAA graduates.
- AA/CT graduates were the most likely to be enrolled in classes: 42 percent, compared to 24 percent of BA graduates and 14 percent of MA/PhD graduates.
- Women were more likely than men to be currently enrolled (32 versus 20 percent).
- Of those who were currently enrolled, 73 percent were at UA campuses; 6 percent were at other Alaska campuses; and 20 percent were attending school outside Alaska. Graduates were likely to stay at the campus they had graduated from: 64 percent for UAA, 71 percent for UAF, and 67 percent for UAS.
- When asked what type of degree they were pursuing, Bachelor's was the most common (33 percent) followed by Master's (30 percent). The high rate of "other" degrees (21 percent) is due to the fact that this question was open-ended, with many responses not allowing for simple categorization. A detailed list of responses can be found in the Appendix.
- UAF graduates were less likely to be seeking a Bachelor's, and more likely to be seeking a PhD.
- AA/CT graduates were generally seeking Bachelor's degrees, while BA graduates were generally seeking Master's degrees. A table with these results is included on the following page.

## TRENDS

- The 2006 survey contained a somewhat comparable question to "Are you currently enrolled?": "Have you taken any classes at UA or other schools since you graduated?" In 2006, 39 percent of graduates said they had taken classes. This compares to 28 percent who said they were currently enrolled in 2007.
- In 2006, those who had taken classes since graduating were asked, "Are you seeking a degree?" In response, 72 percent said they were. This compares to 83 percent of those currently enrolled in 2007.

### Are you currently enrolled in any college or university classes?

	TOTAL 2007 n=905	UAA 2007 n=571	UAF 2007 n=260	UAS 2007 n=73
Yes	28%	24%	35%	31%
No	72	76	65	69

Note: See following page for results to a similar question asked in 2006.

## Current Enrollment Activities

Base: Currently enrolled

	TOTAL 2007 n=238	UAA 2007 n=129	UAF 2007 n=86	UAS 2007 n=22
<b>What school are you attending?</b>				
UAA	37%	64%	4%	9%
UAF	28	4	71	4
UAS	8	2	2	67
Other Alaska*	6	9	2	4
Outside Alaska*	20	21	21	16
<b>Are you pursuing a degree?</b>				
Yes	83%	85%	83%	70%
No	16	14	15	30
Don't know	1	1	2	-
<b>What type of degree? (Base: pursuing degree)</b>				
AA	10%	6%	16%	11%
BA	33	39	22	46
Master's	30	35	23	31
PhD	5	2	11	-
Other*	21	18	27	12

\* A list of other responses can be found in the Appendix.

Note: These questions were not asked in 2006.

## Type of Degree Being Pursued, by Type of Degree Recently Obtained

Base: Currently enrolled; pursuing degree

	AA/CT n=102	BA n=82
AA	15%	1%
BA	53	2
Master's	5	77
PhD	1	6
Other	26	15

Note: The sample size of MA/PhD graduates who were pursuing an additional degree was too small for analysis.



Note: The following tables present results to similar questions in 2006.

**Have you taken any classes at UA or other schools since you graduated from the University of Alaska?**

	TOTAL 2006 n=512	UAA 2006 n=296	UAF 2006 n=175	UAS 2006 n=41
Yes	39%	35%	44%	54%
No	60	65	56	46
Don't know	<1	-	1	-

**Are you seeking a degree?**

Base: Has taken classes since graduating

	TOTAL 2006 n=196	UAA 2006 n=101	UAF 2006 n=76	UAS 2006 n=19
Yes	72%	69%	78%	65%
No	27	31	21	35
Don't know	1	1	1	-

**Future Enrollment Plans**

- Of graduates who are not currently enrolled, 58 percent said they planned on enrolling in classes in the future, and another 30 percent said "maybe." Only 9 percent said they wouldn't enroll again.
- Among graduates not enrolled (but planning on enrolling in the future), 50 percent said they will likely attend UA schools, while 20 percent said they would likely go outside of the state. Over one-quarter were not sure where they would attend school.
- Graduates of each campus were likely to plan on attending their former campus. For example, 46 percent of UAA graduates planning on enrolling in the future said they would likely attend UAA.
- Six out of ten graduates planning on enrolling in the future said they would be pursuing a degree, while 24 percent were not sure.
- The most common type of degree mentioned was Master's, accounting for 52 percent, followed by Bachelor's (15 percent), then PhD (9 percent).

**Do you plan on enrolling in any college or university classes in the future?**

Base: Not currently enrolled

	TOTAL 2007 n=667	UAA 2007 n=442	UAF 2007 n=174	UAS 2007 n=51
Yes	58%	58%	57%	62%
Maybe	30	31	31	26
No	9	9	9	10
Don't know	3	3	3	2

## Future Enrollment Plans

Base: Not currently enrolled; plan on enrolling in future

	TOTAL 2007 n=584	UAA 2007 n=387	UAF 2007 n=152	UAS 2007 n=45
<b>What school will you likely attend?</b>				
UAA	33%	46%	7%	9%
UAF	14	3	46	4
UAS	3	1	1	29
Other Alaska*	2	2	-	-
Outside Alaska*	20	20	19	24
Don't know	28	28	27	34
<b>Will you be pursuing a degree?</b>				
Yes	60%	62%	61%	52%
No	16	15	14	25
Don't know	24	23	25	22
<b>What type of degree? (Base: Plan on pursuing degree)</b>				
AA	2%	3%	1%	-%
BA	15	19	4	15
Master's	52	49	59	54
PhD	9	7	15	10
Other*	22	22	21	21

\* A list of other responses can be found in the Appendix.

Note: These questions were not asked in 2006.

## Type of Degree Respondent is Planning to Pursue, by Type of Degree Recently Obtained

Base: Not currently enrolled; plan on pursuing a degree

	AA n=89	BA n=194	MA/PhD n=47
AA	4%	1%	-%
BA	39	2	2
Master's	9	83	39
PhD	3	4	52
Other	45	10	7

# UA Graduate Profile

The following information shows results from data provided by the University of Alaska on their graduate population. Survey data was weighted by four factors to reflect the actual graduate population: gender, age, campus, and degree type.

## UA Database: Gender and Age

2007 TOTAL	
<b>Gender</b>	
Female	62%
Male	38
<b>Age</b>	
Under 25	26%
25-40	55
Over 40	20

## UA Database: Campus

2007 TOTAL	
<b>UAA</b>	<b>59%</b>
Main campus	53
Mat-Su campus	2
Kenai Peninsula campus	2
Kodiak campus	1
Prince William Sound campus	<1
Military program	<1
<b>UAF</b>	<b>32%</b>
Main campus	21
Tanana Valley campus	7
Interior-Aleutians campus	2
Kuskokwim campus	1
Northwest campus	<1
Bristol Bay campus	<1
Juneau fisheries campus	<1
Chukchi campus	<1
<b>UAS</b>	<b>9%</b>
Juneau campus	8
Sitka campus	1
Ketchikan campus	<1

### UA Database: Type of Degree

	TOTAL	UAA	UAF	UAS
<b>AA/CT degree</b> AA, AAS, AB, AO, AS, AT, CERT, CT1, CT2	35%	38%	32%	33%
<b>BA degree</b> BA, BAR, BAS, BBA, BC, BCE, BE, BED, BEE, BEM, BFA, BHS, BLA, BLS, BM, BME, BO, BPH, BS, BSA, BSME, BSN, BSOE, BSW, BT	42	42	43	36
<b>MA/PhD degree</b> DA, DDS, DMA, DMD, DO, DS, DSW, DVM, EDD, JD, MA, MAMFA, MAT, MBA, MCE, MD, ME, MED, MEE, MFA, MHSA, MLIS, MLN, MLS, MMA, MME, MMU, MO, MPA, MPH, MS, MSE, MSW, MT, PHD, PHN	20	18	22	30
<b>Other</b> BEN, EDE, EDS, EM, GCRT, GED, GEN, GLI, HSD, LIC, MLI, OEC, PBCT, PGCT, PMC, TC	2	2	3	1

Note: University of Alaska provided the degree categories.

Following are “other” responses and responses to open-ended questions. These responses are listed exactly as submitted; in the data cleaning process, many were re-coded into response categories.

***While you were attending UA, did you participate in any of the following groups or activities?***

Advisory Board  
alpine club/outdoor adventures  
ASB, SIF  
Attended lectures  
attended/supported performing arts  
BIKE CLUB  
Cheerleading  
Concert Board  
editor of Utopian Studies Journal at UAA  
Educator Cohort activities  
fast track representation  
fire Department  
GAAP  
Geography club  
Get Rid of the Stinkin' Cats group  
Girl Scouts  
Graduate Student Association  
Graduate student group: EGO  
honor society  
I went through RHS  
internship  
it was an online education  
Japanese club  
Mascot Program  
Outdoor Adventures  
Outdoor club  
Phi Theta Kappa  
philosophy club  
PsyCHI, Family  
public readings  
RA  
Recycling Club  
Research  
Residence Life  
Resident Assistant  
RHA  
snowboard club  
Sporting events, Lectures  
Student Investment Fund  
student union gallery  
student work  
study groups  
swim pool - lap swim  
The Pub  
UAA Hockey Program  
University Pub  
went hiking with the people who organize  
working at homeless shelters

***Why didn't you use the Career Services Office?***

2 deaths in family, chose no career  
Already knew what I wanted to do

Always wanted to teach  
Attended classes via distance ed  
Commuted from Seattle  
Consider going by, but no need yet.  
Cumbersome to use  
Did not get good feedback from students  
Did not know how to use it.  
Did not need to  
didn't have anything related to my major  
didn't know their purpose  
Didn't live near a campus  
Didn't need help with my plan  
distance learning student  
does mat-su campus have one????  
Duplicated services already available  
earned my degree via distance delivery  
find job in Colorado  
Grad student, so it didn't seem useful.  
Graduated and moved on to Law School  
has a reputation for not being helpful  
Haven't got that far and it's too distant  
I plan to be a stay-home-mom  
I took distance classes  
I was not immediately looking for work.  
I wasn't looking for work.  
I'm almost fifty; I know where I'm headed  
limited amount of time  
Lived in another city- had a job already  
lived on Kodiak Island  
MAT-Professional Track  
My classes were distance classes.  
My program was job specific, didn't need  
next step was more graduate school  
No time, commuting, studying, and family  
No time. Family, school, work, commute  
Not enough time/not aware of services  
not looking for degree job yet  
Not ready to work  
Not relevant to applying to medical school  
Not specific enough for my needs as PhD  
often treated you as if you had less education  
online degree  
picked up a printout on my career field  
planning on pursuing a graduate degree  
Self-employed  
Shoddy service ("Here, have a pamphlet")  
The College of ED was very helpful  
They refused to help career planning.  
Used AK dept. of labor  
used it online- not in the office  
Used Journalism Dept. contacts  
Used Rural Student Services instead  
was distance education student  
was full time military  
was going to get Master's degree  
why would I want a career?  
Working in rural Alaska as a counselor  
working with DVR

***With what organization? (Internship)***

1st yr @ Office of Public Advocacy, 2nd yr @ McLaughlin Youth Center  
3rd Contracting Office at EAFB

4 hospitals  
 AARP  
 Acceleration Alaska  
 Advanced Pain Clinic  
 AK Regional Hospital  
 Alaska Military Youth Academy and HealthWorks Family Practice  
 Alaska Boreal Forest Council  
 Alaska Bureau of Land Management  
 Alaska Center for the Environment  
 Alaska Children's Services  
 Alaska Dept of Fish and Game / and the District Attorney's Office  
 Alaska Dept. of Health & Social Services  
 Alaska Family Services  
 Alaska family Services The DV shelter and The Family Violence Intervention Progr  
 Alaska Native Health Services/Rural Development/VA Hospital/Aspen Dental Clinic  
 Alaska Native Hospital  
**Alaska Native Medical Center (8)**  
 Alaska Native Medical Center and Alaska Regional Hospital  
 Alaska Native Science Foundation/Alaska Native Harbor Seal Commission  
 Alaska Native Tribal Health Consortium  
 Alaska Natural History Association  
 Alaska Open Imaging Center  
**Alaska Regional Hospital (3)**  
 Alaska Regional Medical Center  
 Alaska State Legislature  
 Alaska State Legislature  
 Alaska State School for the Deaf and Hard of Hearing in Anchorage  
 Alaska Truck Center, BP, Donlin Creek Joint Venture  
 Alaska VA Healthcare System  
 Albuquerque Ambulance Albuquerque New Mexico  
 Allen & Petersen  
 Alyeska Pipeline Service Company  
 American Medical Response  
 Anchorage Alcohol Safety Action Program  
 Anchorage Community Mental Health  
 Anchorage Community Mental Health  
 Anchorage Convention and Visitors Bureau  
 Anchorage Neighborhood Health and Alaska Psychiatric Institute (two practicums)  
 anchorage parks and recreation, acceleration alaska  
 Anchorage Pioneers Home  
**Anchorage School District (45)**  
 Anchorage School District/ Camp Fire USA  
 ANMC, Providence, AK Regional, EAFB hospital, HealthSouth, AFOC  
 ANMC, Providence, API, Alaska Regional, Elmendorf hospitals  
 ANMC, VA, and various dental offices throughout Anchorage plus UAA dental clinic  
 Anne Wien Elementary School  
 ANSEP - AK Native Tribal Health Consortium, Dept. of Env. Health & Engineering  
 ANTHC  
 Arc of Anchorage  
 Art Department  
 Assets Inc.  
 Bartlett Regional Hospital and SEARHC  
 Behavioral Health Research and Services  
 Biology Program  
 BLM Alaska Fire Service and Fairbanks Daily News-Miner  
 Boys & Girls Clubs  
 Boys and Girls club targeted re entry program  
 Boys and Girls Clubs of Southcentral Alaska  
 BP  
 BP Exploration Alaska  
 Calypso Farm and Ecology Center  
 Carenet Pregnancy Center

Catholic Social Services  
Central Peninsula General Hospital  
Central Peninsula Health Centers  
Central Peninsula Hospital  
Channel 11  
Channel 2 KTUU  
Child Family Health International  
Childrens Hospital at Providence  
Chillies  
Clinical aspect of Program and Fairbanks Memorial Hospital  
Community mental Health  
Computer Technology Department, Community and Technical College  
CPGH  
Craig City School District(Alaska)  
Denali Alaskan FCU  
Dental Assisting  
Dental Assisting  
Dental Assisting Program Coordinator/Teacher  
Department of Treasury  
Department of Corrections and Kenaitze Indian Tribe  
Did not do practicum while at UAA. Prior coursework was transferred over.  
Doctor's office  
Doctor's offices  
Don't remember, several different ones  
DOWL Engineers  
Dowl Engineers  
Eagle River Elementary School  
East High School  
EDPA  
Education Department of Early Childhood Education  
Elementary Education  
Elementary school  
Elgee Rehfeld Mertz  
Elgee Rehfeld Mertz, CPA  
Elmendorf hospital  
Engineer's Week  
Enstar Natural Gas  
Enterprise rent-a-car  
Exchange to Russia through RAP  
FAA  
Fairbanks Chiropractic  
Fairbanks Counseling and Adoption  
Fairbanks Daily News-Miner and Anchorage Daily News  
Fairbanks Fire Department  
Fairbanks Memorial Hospital  
Fairbanks memorial hospital  
Fairbanks Memorial Hospital Emergency Room Rotation  
Fairbanks Memorial Hospital- The Learning Center  
Fairbanks North Star Borough  
Fairbanks North Star Borough Mayors Office  
**Fairbanks North Star Borough School District (12)**  
Fairbanks soil and water conservation district  
FBCI, YWCA  
Federal Aviation Administration  
Financial Resources Inc  
Fish and Game  
Fish and Game  
Flint Hills Resources  
For UAA  
Fort Knox Gold Mines  
Gastineau Human Services  
Geophysical Institute-Hutlee Program



Heart Reach Pregnancy Center, Blood Bank of Alaska, Love, Inc  
Hillcrest Children's Center  
Hospice and Home Care of Juneau  
hospital  
Human Services Arc of Anchorage Cook Inlet Tribal Council  
interior aids association/project special delivery  
Interior Alaska Center for Non-Violent Living  
IRS VITA Program  
Juneau Alliance for Mental Health Inc.  
**Juneau School District (6)**  
Just kids and family medical and dental  
Justice Center- Department of Corrections Probation and Parole  
Justice Center/ UAS  
Kakivik Asset Management  
KANA  
Kenai Peninsula Borough School District  
Kenai Peninsula Borough School District  
Kenai Peninsula College  
Kennecott Greens Creek Mining Company  
Ketchikan Regional Youth Facility  
KGBSD  
KIC Tribal Health Clinic, Anchorage Municipality Clinic, Callisto Pediatrics, se  
Kid's Corp Inc.  
kincaid grill  
Kodiak Area Native Association  
Kodiak Budget Rent a Car  
Kodiak College  
Kongiganak Traditional Council  
KPMG  
KRUA 88.1FM  
ktuu tv  
Labor Link, LLC  
Lake and Peninsula School District  
las vegas metropolitan police dept  
Law Firm  
Law Office of Joe Miller  
Life EMS in Grand Rapids, MI  
LINKS Mat-Su Parent Resource Center  
LitSite Alaska  
Lower Kuskokwim School District  
Lynden International  
Maniilaq Association  
Marx Bros. cafe & Catering  
Massage Clinics  
Masters in the Art of Teaching  
Mat Su Regional Medical Center  
MAT Teacher Internship and BA - JPC Media Special Olympics World Winter Games  
**Matanuska Susitna Borough School District (8)**  
Mat-Su Behavioral Health Services  
Mat-Su Regional Hospital  
Mat-Su Regional Hospital Nursing Preceptorship  
Mat-Su Regional Medical Center  
Mat-Su School District and Mat-Su Youth Facility  
McKinley Capital Management  
McKinley Capital Management  
McLaughlin Youth Center  
McLaughlin Youth Center  
Media  
Medical Offices  
Medical Park Family Care  
Mellon Capital Management  
mendenhall river community school

Merdes & Merdes, P.C.  
 Michael Baker Corp.  
 Middlesex Paramedic Service, Middletown Connecticut  
 Mike Hatch Jeep  
 MMASC  
 Montgomery & Still and Catholic Social Services  
 Mount Edgumbe High School  
 My Job Description  
 NANA Training Systems  
 North Star Elementary School; Alaska State School for the Deaf and Hard of Heari  
 North Star Hospital  
 Northern International University of Magadan, Russia  
 Northwest Arctic Borough School District AND School of Education  
 Nursing  
 OCS  
 Office of Children's Services  
 Office of History and Archaeology, Department of Natural Resources  
 Olathe Medical Center, Olathe Kansas  
 Outdoor Adventures Office  
 Palmer City Hall  
 Palmer High School - teacher intern  
 PAMC, Regional, Fort Richardson Hospital  
 Pamela Montgomery GAL  
 PASKVAN & RINGSTAD, P.C.  
 PEC, alaska native hospital, Pioneer home, and private facilities  
 Perseverance Theatre  
 Perseverance Theatre  
 Phlebotomy Practicum  
 Physician Office  
 Pioneer Home (two semesters) & Alaska Court System (two semesters)  
 Practicum credit with Cyrano's Theatre and Valdez Community College credit  
 Preceptor Ship at Elmendorf Hospital Labor and Delivery Unit  
 Prefer not to answer  
 Prince William Sound Community College  
 Providence Adolescent Residential Treatment Program  
**Providence Alaska Medical Center (4)**  
 Providence Hospital and Denali Hospice  
 Providence Hospital, ANMC, MatSu Regional Homecare and Hospice  
 Psychological Services Center & Alaska Children's Services  
 public alternative high school and adult basic education  
 Public Defenders Agency  
 public school and LINKS  
 Public school  
 Public School Systems, mental health care groups, and Public mental health care.  
 Radiology Technology Program  
 Rasmuson Foundation  
 Raven' Quest  
 Ray's Child care & Learning Center  
 regional hospital, providence hospital, elmendorf hospital, Alaska native hospital  
 Residential Mortgage Company, LLC  
 Royal Celebrity Tours  
 Salvation Army Clitheroe Center  
 Salvation Army Clitheroe Center  
 Salvation Army, Boy's and Girls Club  
 Sampson Steel Co  
 school of ed  
 school of ed  
 SEARHC  
 Searhc Hospital and Memorial Hospital  
 Security Aviation  
 Sitka Counseling and Prevention Services  
 Sitka High School, Mt. Edgumbe High School

Soil and Water Conservation District  
Southcentral Foundation and Department of Veterans Affairs  
State DEC  
State of Alaska  
State of Alaska  
State of Alaska - division of public health  
student teaching  
Summit Consulting Services  
TA for Engl 061 and 305, publishing intern abroad  
TANANA VALLEY CLINIC  
Tetlin Village Council  
The Alaska Walking Store  
The American Lawyer (magazine)  
The Arc of Anchorage and AWAIC  
The Center for Child Development and Kings Kids Child Care  
The EDL Department / & two interior school districts  
The Nature Conservancy, US Fish and Wildlife Service  
The practicum course was offered at the UA Anchorage campus  
The Salvation Army  
The state of alaska  
Theatre Program  
Totem Ocean Trailer Express  
TVC  
U.Mass medical center  
U.S. Army  
UAA  
UAA and DEC  
UAA Aviation Dept at local FAA/USG facilities  
UAA MatSu  
UAA Student Leadership  
UAA-Tech Prep  
UAF  
UAF  
UAF Cooperative Extension  
UAF English Department  
UAF Office of International Programs, IE3  
UAS HIM Dept  
UAS-Mt. Edgecumbe High School  
UNAVCO  
Underhill  
Understory  
USFW AKDNR  
USGS  
USKH Inc.  
Utopian Studies Journal  
VA Clinic  
VA Homeless -Salvation Army Residential Center-Senior Center Care Coordination.  
Valley Pathways and Heart Reach Pregnancy Center  
various school districts  
vita  
VITA IRS  
Volunteers of America; Anchorage Community Mental Health Services  
Walt Disney World  
WIC  
world trade center alaska  
WTCAK  
Youth Probation  
Yukon-Koyukuk Mental Health Program

***In what industry are you currently employed?***

Accounting  
accounting/hairdressing

administration  
Administrative  
Administrative  
Advertising  
Air Traffic Control  
Airline  
Alaska Native cultural preservation  
Alcohol Beverage Industry  
Archaeology  
Automotive  
Aviation  
aviation  
Aviation  
Aviation  
Aviation maintenance  
Business owner, lay Pastor  
Child Care  
Church Ministry  
Commercial Printing  
Community Justice Services  
concessions  
cpa firm  
Curation  
delivery  
Dental Assisting  
diplomatic  
Drag Racing  
ecology technician  
Economic Development  
Education  
education and performance arts  
Electric Co-op  
Engineering  
Engineering  
engineering  
entertainment  
Fast Food Industry  
fitness, personal training, management  
food service  
Genetics  
Health Information  
Higher education  
home maker  
Infotech  
Insurance  
Legal Field  
Legal/Court  
Merchandising  
Ministry  
NANA Corporation  
Native Corp - Arctic Slope Reg Corp  
Natural Gas Utility  
New Home Construction  
NGO-Conservation  
non-profit  
non-profit  
Non-Profit Organization  
Not Employed  
Office work  
Public Accounting  
Public Safety/Security  
research

research biology  
Research Scientist  
resource management  
Restaurant  
Restaurant  
retail  
Sales  
SALES  
Science  
Science / Research  
scientific research  
Security  
security  
Service  
shipping  
Science/Research/University  
small business  
Software Programming  
Substitute Teacher for FNSBSD  
TA and News Paper delivery  
technical services  
Temp Agency  
U.S. Army  
Veterinary Services  
Volunteer Coordination  
waitress in service industry  
web design and teaching classes  
Writing/Internet Marketing & Business

**What occupation or position do you hold?**

(1) Adjunct Instructor @ UAA English Dept (2) Writing Tutor @ UAA Writing Ctr

1st grade teacher  
2LT (Military Officer)  
3rd Grade Teacher  
638 Programs Director  
6th grade teacher  
8th grade Lang. Arts & U.S. Studies Teacher  
ABE Program Coordinator  
Account Manager  
**Accountant (6)**  
accountant / bookkeeper  
Accounting - Tax Associate  
Accounting Clerk  
Accounting for an insurance co  
Accounting Manager  
accounting technician  
Accounting Technician 3 for a local non-profit  
Activity Therapist  
Activity Therapist  
Adjunct at a UAA extended campus  
Adjunct Instructor  
adjunct lecturer  
Adjunct Professor and Activity Therapist  
**Administrative Assistant (12)**  
Administrative Clerk 2  
Administrative Clerk II  
Administrative Paralegal  
administrative secretary  
Administrative Support Clerk  
Administrative Technician  
Administrative/ Field Assistant  
Administrator

Administrator  
Admissions Counselor  
Advertising Account Coordinator  
Advising Coordinator for UAA Community & Technical College; adjunct faculty advocate  
Aerial photography  
**Air Traffic Controller (7)**  
Airline Pilot  
ALS Flight Instructor  
analyst  
Analyst Programmer  
Analyst/Programmer  
analytical chemist  
AP Clerk  
application support  
Archaeologist  
Archaeology Field Assistant, which has nothing to do with my UAF degree  
Art framer  
Assessment Team Educator  
Assistant Director at the YMCA  
Assistant Director for International Recruitment  
Assistant editor  
assistant general manager and personal trainer  
Assistant Language Teacher  
Assistant Language Teacher  
Assistant Manager/Bartender  
Assistant Principal  
Assistant Principal  
Assistant Processor  
Assistant Professor  
Assistant professor, SON, UAA  
Assistant Textbook Coordinator  
Associate Accountant  
Associate Coordinator  
Associate Gameplay Programmer  
Associate Mining Engineer  
Associate Vice Chancellor - UR  
Asst. Manager  
Asst. Professor, Cooperative Extension  
At Risk Counselor/Transition Liaison  
Audit  
Audit Associate  
Auditor  
AutoCAD Technician  
behavioral health aid  
baker, manager, waitress  
Barista  
Barista  
Bartender  
Battalion Executive Officer (Military)  
Beauty Consultant  
Beauty Shop Owner/Hairdresser  
Bellman  
Biological Science Technician  
Biology Technician  
Book seller  
Bookkeeper  
bookseller  
Boom Operator- Alaska Air National Guard  
Branch Manager  
Budget Technician  
building substitute

Business Manager  
 Business Owner, Lay Pastor  
 Business Specialist  
 CAD tech.  
 Care Coordination Intern at a Senior Center  
 Career/Technical Director / Instructor  
 Caretaker  
 caretaker/baker/housekeeper/kayak & hiking guide/etc.  
 Cartography Technician  
**Case Manager (4)**  
 Cash Management Specialist  
 Cashier  
 cashier  
 CEO  
 Certified Elementary Teacher  
 Certified Medical Assistant  
 Certified Nurses Aide  
 CERTIFIED NURSES ASSISTANT  
 Certified Substitute teacher  
 character entertainment  
 Chauffeur  
 chef  
 chem teacher  
 Chemical Dependency Counselor  
 Chemical Dependency Counselor II  
 Chief Financial Officer  
 Chief of Support Thule Satellite Tracking Station  
 Child Care Licensing Program Manager  
 child care provider  
 Child Caregiver  
 Children's Advocate  
**Civil Engineer (5)**  
 Classroom Educator  
 classroom teacher  
 CLERK  
 Client Services Representative in the Lab at Providence Alaska Medical Center  
 Clinical Associate  
 Clinical Associate (Case Manager)  
 Clinical Informatics Specialist  
 Clinical Manager  
 Clinical Quality Review Analyst/ Performance Improvement Coordinator  
 Clinical Therapist  
**Clinician (3)**  
 Commercial Analyst  
 commercial fisherman  
 Communications Officer  
 Communications-Operations Apprentice  
 Community Education Program Assistant  
 Community Health Aide Practitioner  
 Community Health Aide/Practitioner through KANA  
 community health practitioner  
 Community Liaison  
 Computer Systems Researcher  
 Computer Tech  
 Concerns Resolution Liaison/Internship Program Administrator  
 Construction Contract Administration  
 Consultant  
 Consultant/Writer/Adjunct Faculty  
 Consulting Geologist  
 Contract Administrator  
 Contract geneticist  
 Controller

cook  
Coordinator  
Coordinator for Outdoor Adventures at UAF  
Coordinator for the University of Alaska Statewide Planning & Budget Office  
corporate controller  
Counseling Technician  
Counselor  
Court Clerk  
crew  
Criminal Investigator  
Crisis Intervention Coordinator  
csa  
Curatorial Assistant  
Customer Contact. site manager  
customer service agent  
customer service associate  
data analysis and technical writer for source testing company  
data analyst  
Data Analyst  
Data Center Operator  
Data Specialist at UAA's Office of University Advancement  
Deck Hand  
deckhand  
delivery driver  
Dena'ina Cultural Historian  
Dental assistant  
Dental Assisting  
**Dental Hygienist (4)**  
Department of Fish and Game Technician in Cordova  
Deputy Clerk for the Alaska Court System  
**Director (4)**  
Director of IT Services  
Director of Marketing  
Director of Real Estate and Development  
Director of Safety  
Director of School Based Services  
Director Project Management Office  
Director-Airline  
Disability Adjudicator  
Drafter  
DRAFTER  
Drafting Tech./ Equip. Manager  
Drafting Technician  
Draftsperson  
driver  
driver and cashier (two jobs)  
Economist  
Education Tech.  
Educational Administrative Assistant  
EH & Claims Coordinator  
Electrical Engineer  
electrician  
**Elementary Teacher (4)**  
Emergency Department Tech  
emergency dispatch  
Energy Forecasting Analyst  
**Engineer (4)**  
Engineer/ Paramedic  
English Lecturer  
English teacher  
English teacher  
Environmental Analyst



environmental consultant  
Environmental Technician / EPA Lead-Based Paint Risk Assessor  
Equal Employment Counselor/Recruiter/Employee Development  
Equipment Service Chief  
executive assistant  
Executive Assistant to a Regional President  
Executive Director  
Executive Team Lead at Target  
Exploration Geologist  
Facility Engineer  
Facility Operator of an Oil Production Plant for BP  
Family Child Care Provider  
Family Partnership Coordinator at a Head Start program  
Family Services And Regional Coordinator  
Family Services Caseworker  
Family Violence Intervention Program Group Facilitator  
FCSA youth counselor/ TFH homes manager  
Federal Program Officer  
Field Assistant  
Finance Director  
finance manager  
Financial Analyst  
finisher  
Fire fighter/ Engineer  
Firefighter/Paramedic  
Fiscal Professional/Manager  
Fisheries Accountant  
Fisheries Technician II  
Fishery Biologist  
Flight Attendant  
Flight Instructor  
Front desk clerk  
General Ledger Analyst  
General Maintenance/Labor  
Gift Manager  
GIS Specialist  
GIS Specialist  
GIS Technician  
Grant Coordinator  
Grant Writer  
Grants Associate/Research  
Graphic Designer/ Administrative Assistant  
GS-05 Bio Sci Tech  
Guardan Ad Litem Assistant and Clinician  
Guest Services and Grounds Maintenance  
Guidance Counselor  
Head Writer and Editor, Touchstone Publishing, LLC  
Health Information Technician/ Coder  
Health Information Technician  
High School Mathematics Teacher  
High School Principal  
Hospice RN  
HR Consultant  
HR Leader  
Human Resources Manager  
Hygienist Assistant  
individual skill provider  
industrial engineer  
Infantry Officer  
Information Systems Auditor  
Inside Sales  
Instructor

Insurance agent  
Insurance Claim Handler  
Intelligence Analyst  
Intern  
International Document Agent  
International Programs Coordinator - Student Services Technician 3  
Internship  
IT - Network Administrator  
jack of all trades, master of none  
Jewelry Designer  
Judicial Assistant  
Juvenile Transporter  
K-12 School Counselor (with deaf and hard of hearing students)  
Kindergarten Teacher  
lab technician  
Labor  
Laborer  
Land & Resource Management Technician  
Land Survey Technician  
Landscape  
Lead Software Engineer  
Lead Systems Engineer  
Lead teacher  
Lead Transportation Security Officer  
Leasing Agent  
Library Assistant  
Library Media Specialist  
Licensed Practical Nurse  
Licensed Practical Nurse  
Life Skills Specialist  
literacy leader, teacher  
Loan Documentation Specialist  
**LPN (4)**  
Maintenance subcontractor  
Management Trainee with Enterprise Rent-A-Car  
**Manager (8)**  
Manager of Government and Corporate Communications  
Manager, Inflight Administration and Planning  
Manager, Supply Chain Management  
Manager/Vice President  
Managing Editor  
Management of warehouse and book ordering  
Manpower Planning Manager  
Marketing & Events Coordinator  
Marketing Assistant  
Massage Therapist  
material handler  
material handler  
Materials Coordinator  
Materials Design Engineer  
Math teacher  
Mechanic  
**Medical Assistant (3)**  
medical language specialist  
Medical social worker  
Medical Technologist  
Medical Technologist  
Medical/Nursing Assistant  
Mental Health Clinician  
**Mental Health Specialist (3)**  
Mental Health Specialist Supervisor  
Merchandiser for Coca-Cola

Mgmt Info Analyst  
MICP  
Middle School Classroom Teacher  
Middle School Counselor  
Military  
military USAF  
Military Intelligence Officer  
Military Officer  
Mill Operator  
MineSight Application Specialist, Mining Engineer  
Molecular Biologist Tech  
Music Teacher  
MWD Engineer  
Natural Resource Specialist II  
Naturalist guide  
Negotiator  
network Engineer  
news producer and media instructor  
newspaper photographer  
Occupational Safety Consultant and Instructor  
Occupational Therapist  
Office assistant  
Office Manager  
Office manager  
Office Manager/Customer Service  
Oncology Social Worker  
Operations Analyst  
Operations Intern  
Operations Scientist  
operator  
owner of a pizza shop  
Owner/Operator  
PA  
Paraeducator  
**Paralegal (3)**  
**Paramedic (3)**  
Pastor of Worship and Arts  
patient acct. rep/pharmacy  
Patient Care Assistant  
Personal Service Provider  
pharmacy tech  
pharmacy tech and I am a manager at a restaurant  
photographer  
planning at a consulting firm  
police  
Port Engineer  
Post-Doctoral  
Post-doctoral Fellowship  
Preschool Teacher  
Primary Teacher in a childcare service  
Principal/Site Administrator  
Procurement Specialist  
Procurement Supply Chain Management Specialist  
Professional Actor  
professor  
Professor of Environmental Technology  
program assistant  
Programmer Analyst  
Project Accountant  
Project Consultant  
Project Controls Specialist  
**Project Coordinator (3)**

Project Cost Accountant  
 project engineer  
**Project Manager (5)**  
 project superintendent  
 Psychiatric Treatment Counselor  
 Public Health Nurse Aide  
 Public Health Specialist II  
 public relations consultant  
 Quality control engineer  
**Radiologic Technologist (3)**  
 reading teacher  
 receptionist  
 Receptionist/Legal Assistant  
 Registered Dental Hygienist  
 Registered Dietitian  
**Registered Nurse (42)**  
 Remote Pilot Operator  
 Research Analyst II and Geospatial Data Lab Manager (2 jobs)  
 Research Associate I - UAA - College of Health Social Welfare -NRC AI/AN/NHE  
 research biologist  
 research biologist  
 research technician  
 Research Technician  
 Researcher  
 Researcher  
 Reservationist  
 Residential Advisor 1  
 residential care assistant  
 Resource Efficiency Manager  
 RN and Certified Birth Doula  
 RNP and Aircraft Technology Engineer  
 Safety Personnel  
 Safety Trainer  
 Sales  
 Sales Agent  
 sales and marketing  
 Sales Manager  
 Scheduling/Curriculum Specialist  
 School Principal  
 Science Teacher  
 Secondary Education Teacher  
 Secondary Language Arts Teacher  
 Secondary Science Teacher  
 Secondary Teacher  
 secretary for the school  
 Security Alarm Installations  
 security guard  
 Security Officer  
 security officer  
 Senior Account Executive  
 Senior Barista  
 Senior Geologist  
 Senior HSE Consultant  
 Senior Human Resource Consultant  
 Senior Network Technician  
**Server (5)**  
 server/ PTA VP volunteer  
 Service Tech  
 Service Technician  
 Shift supervisor  
 Shipping/Receiving Clerk  
 Social Services Specialist Migrant Education Program

Social Work Coordinator  
**Social Worker (4)**  
software engineer  
Sole Proprietor  
Special Assistant to Commissioner  
Special Education Director  
Special Education Intensive Needs Aide  
Special Education Teacher  
Special Education Teacher  
Sr. Research Compliance Officer  
Staff Accountant  
staff accountant  
Staff Engineer  
Staff Engineer, EIT  
State regulator  
Station Manager, Alaska Airlines  
Statistical Technician 2  
store manager  
Strategic Planning Director  
Structural/Civil Designer  
Student Services Specialists  
substitute teacher and dance coach  
**Substitute Teacher (10)**  
Substitute teacher and choreographer/performer  
Summer Office Assistant  
Supervisor  
supervisor at restaurant  
Supervisor/Instructor  
Systems Engineer  
TA UAF and News Paper delivery  
Tax Associate  
Teacher (38)  
Teacher - sp. ed  
Teacher Expert  
Teacher- Secondary Education  
teacher's aide  
Tech Support Consultant  
Technical Assistant  
technical intern  
Technical Support  
Technician  
Technician in an office for the State  
Teller  
Temp Employee  
Term Assistant Professor  
Tester  
Tobacco Cessation Counselor  
Tour Director  
Training Specialist  
Transportation Engineer  
Tribal Administrator  
Tribal Education Specialist  
Truck Driver  
Tsunami Research assistant  
Tutor & Behavioral Health Associate  
UAF Marine Advisory Program agent  
University Financial Aid Technician  
USCG recruit  
Vet tech  
Veterinary technician/pet nurse  
Vice President & Chief Financial Officer  
Video Production Lead

Visiting Scholar  
Web design and Adjunct faculty for UAF  
Web Developer/Graphic Designer  
Web Programs Specialist  
Wildland firefighter State of Alaska  
Wildlife Biologist  
Wildlife Technician  
Work Order Clerk  
Worker, Cook  
Youth Coordinator  
Youth Minister/ InterVarsity Christian Fellowship Staff

***Are you employed in Alaska, other US state, or outside the United States? (Other US States)***

Arizona (5)  
California (4)  
Colorado (9)  
Connecticut  
Florida  
Georgia (3)  
Hawaii (2)  
Idaho  
Kansas  
Kentucky (2)  
Maryland (2)  
Massachusetts  
Michigan (2)  
Minnesota (2)  
Missouri  
Montana  
Nevada (5)  
New Mexico (4)  
New York  
Oregon (4)  
Pennsylvania (2)  
Tennessee  
Texas (11)  
Utah (2)  
Washington (19)  
Washington DC  
Wisconsin  
Wyoming (2)

***When did you start working in your current position: before attending UA, while attending UA, or after graduating?***

All of the above.  
as bus. owner, before  
Attending but Promoted after graduation  
Before - During & After  
Before and After  
Before and after graduating UA  
before while and after  
Did internship in Georgia  
home maker  
I was a TA at UAA, now I'm an adjunct  
Intern before grad, engineer after grad  
just before graduation, in April  
right before graduation  
Training during April, work in May 2007  
Uaa 94-96; job in 95, returned in 04  
will start in 2-3 weeks

***How did you first hear about your current position?***

Accounting Week at UAA  
Advancement within the same company  
Alaska job bank  
Alaska Job Center  
Alaska Job Center Network  
Alaska Job Corps  
AlexSys online job bank  
All school districts need subs.  
already working - recruited for position  
Anchorage and MATSU HR Offices  
ASD  
ASD Principal  
asked the company  
bus. owner-self, Lay Pastor - my pastor  
by self  
By taking another job within the school  
Called facility and asked  
Called the Employer  
career fair  
chased down  
Clinicals  
College's website  
Contacted me  
Craigslist.com  
Current employer  
Dept of Labor Office  
During Practicum  
during preceptorship  
e-mail  
employee  
Employee  
fairbanks school district  
Fellow Student  
First Alaskans Institute internship  
Fmh intranet applied for diff posit/dept  
freelanced for employer-hired full time  
friend  
Friend  
friend  
from an interview w/ another firm  
From friend  
Have held it for many years prior to education  
head hunter  
high school career class  
home maker  
Hospital contacted me about position  
I have owned my business 17 years.  
I just walked in and applied  
I knew to just apply there.  
I started the business,  
I was approached  
I was called by the school  
I was recruited  
Inter-company promotion  
Internal transfer / approached by mgmt  
Job Fair  
Job Fair  
Job Fair/Application Process  
Job services-Government  
just sent them my resume, unsolicited  
KPBSD website

Listserve  
Mat-Su Borough School District  
my boss called me.  
newspaper, internet, and word of mouth  
notice on the door  
Old Co-Workers  
Online job Opening for the company  
Only one in town  
person who helped me with scholarships  
phone book  
Phone Book  
Posted signs  
principal chose me for an interview  
Program Director, Ed Husted  
ROTC  
school of ed  
SME  
They came and asked me  
they found me  
They told me about it  
Through the ASD website  
transferred from a different department  
UAA Job fair  
UAA Student  
walk in  
walk in "accident"  
Web Site  
While completing nursing clinical hours  
word of mouth  
Word of mouth

***What school are you attending? (Other Alaska Schools)***

**Alaska Pacific University (3)**  
Chuckci-kotzebue, Alaska  
Credits offered through school district  
KPC  
Mat- Su Community College  
Prince William Sound Community College  
Southern New Hampshire University  
UAA matsu  
**Wayland Baptist University (3)**

***What school are you attending? (Outside Alaska Schools)***

Aesthetics Institute  
Al- tampa  
American Military University  
Bastyr University  
Beacon University  
Brigham Young University  
Cleveland Chiropractic College  
Colorado State University  
Drexel University  
Drexel University College of Medicine  
Eastern Washington Un.  
Excelsior College  
Fort Lewis College  
George Mason University  
Graceland university  
Grand canyon university  
Hawaii Pacific University  
Healthone EMS/ArapahoeCC  
In-service credits through a private co.



Jefferson College of Health Science  
 Johns Hopkins University  
 Kaplan University  
 KSU  
 Midwestern University  
 Midwestern University College of Medicine  
 National College of Natural Medicine  
 North Dakota State University  
 Pennsylvania state university  
 Pratt Institute  
 Simmons College  
 St. Paul College  
 SUNY Upstate Medical University  
 University College London  
 University of Akron School of Law  
 University of Arizona  
 University of Hawaii at Manoa  
 University of Indianapolis  
 University of massachusetts, amherst  
 University of MN - Continuing Ed  
 University of Montana  
 University of Montana  
 University of Oklahoma Norman  
 University of Phoenix  
 University of South Florida  
**University of Washington (4)**  
 University of wisconsin-milwaukee  
 University of york, uk  
 Walden University  
 Wayland Baptist University  
 Webster University  
 Western Washington University  
 Western Washington University

***What type of degree are you pursuing?***

A second masters degree to make the one I got at UAF have some academic value.

A.A.S in Process Technology  
 A.A.S. Degree Process Technology  
 A.A.S. ParaProfessionl  
 AAS nursing  
 Accounting  
 Accounting BA  
 Adult Education Masters of Education  
 advertising  
 AET-CADD  
 Associate of Applied Science in Business Administration  
 Associate of Medical Assisting  
 Associate of the Applied Sciences for Dental Assisting  
 Associates of Applied Science in Accounting  
 Associates of Arts and Associates of Science  
 Associates of Health Science  
 Associates of Paramedicine  
 B.A. education  
 B.A. Justice  
 B.F.A.  
 B.S. community health  
 B.S. in Criminal Justice  
 BA and MA  
 BA Aviation Technology  
 BA in History  
 BA in Rural Development  
 BA Justice, Minor in Bus. Adm.

BA Liberal ARTS  
ba psychology  
Bachelors in Early Childhood Education  
Bachelor Human Service  
Bachelor Human Services  
Bachelor in Communication  
Bachelor of Arts in Education  
Bachelor of Arts in Photography  
Bachelor of Liberal Arts  
bachelor of science nutrition  
Bachelor of Science, Nursing Science  
Bachelor of Technical Science  
Bachelors - Fisheries  
Bachelors Degree in Early Childhood Development  
Bachelors in Civil Engineering  
Bachelors in Elementary Education  
bachelors in Human Services degree  
Bachelors in Psychology  
Bachelors of Business Administration with Emphasis in Management  
Bachelors of Science in Biology  
Bachelors of Science in Nursing Science  
bachelors of science technology  
Bachelors in Human Services  
bachelors of social work  
BBA Accounting  
BBA with an emphasis in Accounting  
BFA  
BHS  
BHS  
bio-chemistry  
bs aviation tech  
BS degree Electrical Engineering  
BS in Biological Science  
BS in Computer Science  
BS Liberal Studies  
BS, and 2 AA's  
BSBA  
BSS in Human Service  
BSW  
BSW  
certificate in F  
Children's Literature and Writing (MA/MFA)  
civil engineering  
counseling  
Dental Hygiene  
Doctor of Chiropractic  
Doctor of Physical Therapy - DPT  
educational bilingual/bicultural  
Elementary Education BA  
Engineering Science Management  
Human Services  
Human Services  
I'm going to finish my AA in Applied Business Management, with a concentration on Entrepreneurship.  
Instrumentation Certificate  
Interdisciplinary  
Journalism  
Juris Doctorate  
M.A. (Anthropology)  
M.S. Environmental and Occupational Exposure Sciences  
M.S. in Atmospheric Sciences  
ma of archaeology  
Marketing and Advertising

Master - Anthropology  
 MASTER IN PUBLIC HEALTH  
 Master of Civil Engineering  
 Master of Education in Community Counseling  
 Master of Education, adult education emphasis. Also attending Kansas State University for a Masters in Academic Advising  
 Master of Science (Community Mental Health)  
 Masters degree in Counseling Education  
 Masters degree in Northern Studies  
 Masters Ed, Student Affairs Administration  
 Master's in Civil Engineering  
 Masters in Education: Special Education  
 Master's in Equine Sciences  
 Masters in Human Resource Management  
 Masters in Library and Information Science  
**Masters in Public Administration (3)**  
**Masters of Arts in Teaching (14)**  
**Masters' of Business Administration (12)**  
 Masters of Education, Secondary Ed  
 Master's of Science Clinical Psychology  
 Masters of Science in Biotechnology  
 Master's of Science in Counseling Psychology  
**Masters of Social Work (5)**  
 Masters Public Administration and Associates in Fire and Emergency Services  
 Masters, Family Nurse Practitioner  
 Medical doctor  
 Medical Laboratory Technology  
 MFA in Creative Writing: Poetry  
 MFA sculpture  
 MPA  
 MS Biology  
 MS Biology  
 MS ECON  
 MS Environmental Science  
 MS in Clinical Psychology  
 MS Reading & Math Literacy  
 ND- Doctor of Naturopathic Medicine  
**Nursing (6)**  
 OHST  
 PA-C, MMS  
 Ph.D. Of Engineering  
 PhD Anthropology  
 PhD Geography  
 PhD in Mining Engineering  
 PhD, astronomy  
 Political Science  
 Political Science  
 Process Technology  
**Psychology (4)**  
 Radiologic Technology  
 small business  
 Tribal Management  
 Type M In teaching Inupiaq language

***What school will you likely attend? (Other Alaska Schools)***

Any UA school or distance program

**APU (3)**

**KPC (2)**

MatSu

UAA KoC

University of Wasilla

***What school will you likely attend? (Outside Alaska Schools)***

anything other than UAA  
Anywhere but UAA  
Arizona State University  
Arizona State University  
Berkeley, Chicago  
Boston College  
Boston University  
Brigham Young University  
BYU  
Cal Poly  
Canadian university  
Colorado state university  
Colorado State University  
Columbia University  
CTU Online  
Depends on program availability  
Doctoral program in Health Administration  
East Tennessee state university  
Eastern Michigan university  
Further classes in finance  
Graduate Program in Sociology  
Grand Valley State University  
Hawaii Pacific University  
Hokkadi University  
I live in the Lower 48  
Idaho State University  
In Arizona  
law school in NC  
Liberty University  
Major not offered at UAA  
massage school in Arizona  
Mesa State College  
Mesa State College  
Military - Depends on duty station  
MSW program out of state  
National Taiwan University  
NAU  
New York  
New York Film Academy  
New York University  
North Idaho College  
OHSU  
**Online (5)**  
Penn State  
Penn State Online correspondence  
Phd Program  
program of interest not offered by UA  
Regency University  
RICE UNIVERSITY  
Scholastica in Duluth MN  
Seattle based  
Seminary  
Southern Illinois University-Carbondale  
Southern Oregon University  
Texas A & M  
Texas A&M University  
Theological seminary  
Touro University masters program  
U of I School of Law  
UMBC, Johns Hopkins, UM College Park  
Uncertain

University of Texas  
University of Pennsylvania  
University of Cincinnati College of Law  
University of FL  
University of Kentucky  
University of Las Vegas NV  
University of Louisville  
University of Melbourne, Australia  
University of Minnesota saint cloud  
University of New Mexico  
University of New Mexico  
University of Northern Colorado  
University of Phoenix online course  
University of Phoenix  
University of Phoenix Online  
University of South Dakota  
university of southern california  
University of Utah  
**University of Washington (11)**  
University of Wisconsin  
UNLV  
UNR  
Utah  
Veterinary Technician Program also UAF  
Washington State  
Webster University  
Western Carolina University  
Western Governors University  
Western state  
WILL NEVER ATTEND UAA AGAIN!  
WWAMI program medical school

***What type of degree will you pursue?***

AAS Human Services  
AAS in Certified Medical Assisting  
accounting  
Accounting BA  
Accounting or MBA  
Accounting, or MBA in Business/Capital Markets  
Administration  
Advanced Nurse Practitioner or Masters in Teaching  
Another Bachelor's, maybe in Political Science or History  
Another doctorate  
ANP  
anything that will land me with my credits right now  
ASSOCIATES DEGREE, RN  
aviation  
Aviation  
B.A. History  
B.S. in IT Management  
BA in computer science  
BA in Early Childhood Education  
BA in Human Development and Family Studies  
BA in Journalism  
BA in Management  
**BA nursing (5)**  
Bachelor of Biological Science  
Bachelor of Science  
Bachelor of Science in Mechanical Engineering and a Master of Business Administration  
Bachelors Degree in Business Administration  
Bachelor's degree in Health Administration  
bachelors in early childhood education

Bachelor's in History  
 Bachelor's in Hospitality & Restaurant Management or some kind of business degree  
 Bachelors of Arts Early Childhood Education  
 Bachelor Degree as an English Teacher  
 BAS Fire Service  
 BAS in Occupational Safety if it ever comes on line  
 BBS  
 Biology  
 Biology  
 BS in Computer Science, possibly  
 BS in something related to computers/electronics  
 BSN  
 Child Development and Family Support  
 Computer network  
 Computer Science, Japanese  
 Construction Management  
 Construction Management  
 criminal justice  
 Degree in ultrasound  
 Dental School  
 Doctoral program, DrPH, DrHA or PhD  
 Doctorate in education  
 Doctorate in Education  
 DPT (Doctor of Physical Therapy)  
 Early Childhood Education  
 early childhood special education masters  
 Education  
 Educational Leadership/Administration  
 Either MA history, MA Business Administration, or PhD Mythology/Folklore  
 Engineering  
 ENGINEERING  
 Engineering Management  
 English  
 English (either literature or rhetoric)  
 English/Creative Writing  
 environmental safety and health  
 Finance  
 Finance degree  
 Foreign Languages  
 Genetic Counseling  
 Graduate Degree, likely in Linguistics or Education  
 Graduate or Doctorate  
 health service related career  
 Hopefully a Medical Degree in Family Medicine or other  
 Human resource services  
 Human Services  
 I will train to be a medical technician.  
 Information Tech.  
 Instrument technology  
 Interdisciplinary M.A. - hopefully in Geography, as there is no Geography Masters Program, yet.  
 IT  
 It will be to further my education - not another degree  
 JD  
 Juris Doctor  
 Juris Doctorate  
**Law (3)**  
 Law Degree or Masters in Political Science  
 M.S.  
 MA English  
 Master or Ph.D  
 Master in Education  
 Master in Filmmaking & Production

Master in Public Health  
 Master in Special Education  
 Master of Divinity  
 master of science in applied resource economics  
 Master of Science in Clinical Psychology  
 masters (therapy)  
 Master's Degree in Forensic Anthropology, possibly a Ph.D.  
 Masters degree in psychology  
 Master's Degree in Public Health, emphasis in urban communities  
 Masters in Anesthesia  
 masters in anthropology with museum studies minor  
 Masters in Biology  
 Masters in C.S.  
 masters in civil engineering  
 Masters in Clinical or Counseling Psychology  
 masters in Computer Science or Mathematics  
 Master's in Criminal Justice  
**Masters in Education (8)**  
 Masters in English Literature  
 Masters in Geological Science  
 Masters in Geotechnical Engineering  
 Masters in GIS  
 Masters in history  
 Masters in International Political Economy Masters in International Politics  
 Masters in Justice Administration  
 Masters in logistics  
 Masters in Natural Resource Management  
 Masters in Psychology or Communication and would like to go so far as to receive my Doctorate degree.  
 Master's in Public Administration  
 Masters in Public Health  
 Masters in Special Education  
**Masters in Teaching (8)**  
 Masters in technology  
**Masters of Business Administration (19)**  
**Masters of Nursing (25)**  
 Masters of Pastoral Leadership  
 Master's of Science  
 Masters of Science in Project Management  
 Masters or BBA  
 masters or endorsement  
**Masters Social Work (9)**  
 Masters, then on to PhD  
 Master's/Ph.D.  
**MBA (22)**  
 MBA & JD  
 Medical Assisting, Veterinary classes, etc.  
 Medical Degree or Advanced Nurse Practitioner  
 MPA  
 MS Global Supply Chain Management  
 MS in CS  
 MS in Statistics at UAF  
 MS or PhD in Ecology  
 MSN  
 MSN  
 MSN/DR. in nursing cardiology  
 MSW or possibly business administration  
 Museum studies or anthropology  
 Nurse Midwife  
 Occupational Safety and Health  
 one for special education  
 PA-C  
 PhD -- I earned my BA at the University of Wisconsin Eau Claire, and my MFA at University of Alaska Anchorage

PhD in Architecture  
Phd in Education  
Phd Nursing Science  
PhD. in Psychometrics and Statistics  
Physician's Assistant Masters  
possibly Ph.D. or Psy. D. in Psychology  
Post Graduate  
Post graduate Diploma - Dance Master of Arts - Dance  
Psychology  
Public administration  
radiology  
RN to BSN  
Safety and Health  
science  
Second Masters  
some sort of masters, ideally communications but that's not offered by UA so I may have to go outside to pursue further education  
Some type of Graduate degree  
Teaching credential  
undetermined masters program  
Veterinary Technician Program



# Survey Instrument

---

See attached.



**5. While you were attending UA, did you ever use the Career Services Office?**

- 01  Yes  
 02  No (Skip to Q 5b)  
 97  Don't know (Skip to Q 6)  
 99  Refused (Skip to Q 6)

**5a. Overall, how satisfied were you with your Career Services Office experiences?** (Read 1-5)

- 01  Very dissatisfied      04  Satisfied      03  Neutral      97  Don't know  
 02  Dissatisfied      05  Very satisfied      99  Refused

**SKIP TO Q 6**

**5b. Why didn't you use the Career Services Office?** (Do not read; check all that apply)

- 01  Wasn't aware of office  
 02  Campus did not have an office  
 03  Not worth the time/effort  
 04  Already had job  
 05  Found job on own/through other means  
 98  Other \_\_\_\_\_  
 97  Don't know  
 99  Refused

**6. Did you do an internship or practicum as part of your degree or certificate program?**

- 01  Yes      97  Don't know (Skip to Q 7)  
 02  No (Skip to Q 7)      99  Refused (Skip to Q 7)

**6a. With what organization?**

\_\_\_\_\_

**6b. Was your internship/practicum coordinated through your campus Career Services Office?**

- 01  Yes      97  Don't know  
 02  No      99  Refused

**6c. Did the internship/practicum lead to a job offer?**

- 01  Yes      97  Don't know (Skip to Q 7)  
 02  No (Skip to Q 7)      99  Refused (Skip to Q 7)

**6d. Did you take the job?**

- 01  Yes      97  Don't know  
 02  No      99  Refused

[Read] Next I would like to ask you about your work experience during school.

**7. Did you work during the final school year before you graduated? (Not including summer work, internships, or practicums)**

- 01  Yes      97  Don't know (Skip to Q 9)  
 02  No (Skip to Q 9)      99  Refused (Skip to Q 9)

**7a. Did you work on-campus, off-campus or both?**

- 01  On campus      03  Both      97  Don't know (Skip to Q 8)  
 02  Off campus      99  Refused (Skip to Q 8)

**7b. Approximately how many hours per week did you work?**

	On Campus		Off Campus
01 <input type="checkbox"/>	10 hours or less	01 <input type="checkbox"/>	10 hours or less
02 <input type="checkbox"/>	11-20 hours	02 <input type="checkbox"/>	11-20 hours
03 <input type="checkbox"/>	21-40 hours	03 <input type="checkbox"/>	21-40 hours
04 <input type="checkbox"/>	Over 40 hours	04 <input type="checkbox"/>	Over 40 hours
97 <input type="checkbox"/>	Don't know	97 <input type="checkbox"/>	Don't know
99 <input type="checkbox"/>	Refused	99 <input type="checkbox"/>	Refused

**8. Was any of your work related to your degree or certificate program?**

- 01  Yes      97  Don't know  
 02  No      99  Refused

**9. Which statement best describes your current employment status?** (Read list, Check only one)

- |   |  |
|---|--|
| 01 <input type="checkbox"/> Employed <b>full-time year-round</b>                  | 07 <input type="checkbox"/> Student (skip to Q 22)             |
| 02 <input type="checkbox"/> Employed <b>part-time year-round</b>                  | 08 <input type="checkbox"/> Full-time volunteer (skip to Q 22) |
| 03 <input type="checkbox"/> Employed <b>full-time seasonally</b>                  | 09 <input type="checkbox"/> Homemaker (skip to Q 22)           |
| 04 <input type="checkbox"/> Employed <b>part-time seasonally</b>                  | 10 <input type="checkbox"/> Disabled (skip to Q 22)            |
| 05 <input type="checkbox"/> Unemployed, currently looking for work (skip to Q 22) | 11 <input type="checkbox"/> Retired (skip to Q 22)             |
| 06 <input type="checkbox"/> Unemployed, not looking for work (skip to Q 22)       | 99 <input type="checkbox"/> Don't know/refused (skip to Q 22)  |

**10. In what industry are you currently employed?** (Read list if necessary, Check only one)

- |   |  |
|---|--|
| 01 <input type="checkbox"/> Government                    | 10 <input type="checkbox"/> Health Care/Social Services                            |
| 02 <input type="checkbox"/> Mining/Oil                    | 11 <input type="checkbox"/> Media/Communications                                   |
| 03 <input type="checkbox"/> Fishing/Seafood               | 12 <input type="checkbox"/> Education  |
| 04 <input type="checkbox"/> Tourism/Hospitality           | 13 <input type="checkbox"/> Arts   |
| 05 <input type="checkbox"/> Finance/Insurance/Real Estate | 14 <input type="checkbox"/> Information Technology                                 |
| 06 <input type="checkbox"/> Construction/Maintenance      | 15 <input type="checkbox"/> Professional Services (engineering, legal, consulting) |
| 07 <input type="checkbox"/> Manufacturing                 | 97 <input type="checkbox"/> Don't know   |
| 08 <input type="checkbox"/> Transportation/Utilities      | 99 <input type="checkbox"/> Refused  |
| 09 <input type="checkbox"/> Retail                        | 98 <input type="checkbox"/> Other _____  |

**11. What occupation or position do you hold?**

(Specify) \_\_\_\_\_

**12. Please tell me which of the following benefits you receive in your current position.**

(Read list; check all that apply)

- |  |   |
|--|---|
| 01 <input type="checkbox"/> Health insurance               | 05 <input type="checkbox"/> Paid leave                      |
| 02 <input type="checkbox"/> Company-funded retirement plan | 06 <input type="checkbox"/> Education reimbursement program |
| 03 <input type="checkbox"/> Self-funded retirement plan    | 07 <input type="checkbox"/> None of the above               |
| 04 <input type="checkbox"/> Stock options                  | 97 <input type="checkbox"/> Don't know                      |
|  | 99 <input type="checkbox"/> Refused                         |

**13. In your current position, how often do you use skills and knowledge learned from your UA degree or certificate program?** (Read 1-4)

- |                                    |                                     |  |
|------------------------------------|-------------------------------------|--|
| 01 <input type="checkbox"/> Daily  | 03 <input type="checkbox"/> Monthly | 97 <input type="checkbox"/> Don't know |
| 02 <input type="checkbox"/> Weekly | 04 <input type="checkbox"/> Rarely  | 99 <input type="checkbox"/> Refused    |

**14. Are you employed in Alaska, other US state or outside of the United States?**

- |  |  |
|--|--|
| 01 <input type="checkbox"/> Alaska     | 03 <input type="checkbox"/> Other US State (Specify) _____ |
| 02 <input type="checkbox"/> Outside US | 99 <input type="checkbox"/> Refused/don't know             |

**15. When did you start working in your current position: before attending UA, while attending UA, or after graduating from UA?**

- |  |  |  |
|--|--|--|
| 01 <input type="checkbox"/> Before UA (Skip to Q 22) | 03 <input type="checkbox"/> After graduating | 97 <input type="checkbox"/> Don't know |
| 02 <input type="checkbox"/> While attending UA       | 04 <input type="checkbox"/> Other _____      | 99 <input type="checkbox"/> Refused    |

**16. In what geographical area was your job search focused?** (Check all that apply)

- |   |   |
|---|---|
| 01 <input type="checkbox"/> Alaska            | 07 <input type="checkbox"/> East              |
| 02 <input type="checkbox"/> California        | 08 <input type="checkbox"/> Outside of the US |
| 03 <input type="checkbox"/> Pacific Northwest | 09 <input type="checkbox"/> All US            |
| 04 <input type="checkbox"/> Southwest         | 97 <input type="checkbox"/> Don't know        |
| 05 <input type="checkbox"/> South             | 99 <input type="checkbox"/> Refused           |
| 06 <input type="checkbox"/> Midwest           |   |

**17. How difficult did you find the process of getting a job?** (Read 1-4)

- |                                       |  |  |
|---------------------------------------|--|--|
| 01 <input type="checkbox"/> Very easy | 03 <input type="checkbox"/> Difficult      | 98 <input type="checkbox"/> Don't know |
| 02 <input type="checkbox"/> Easy      | 04 <input type="checkbox"/> Very difficult | 99 <input type="checkbox"/> Refused    |

**18. How much effort did you put into your job search?** (Read 1-4)

- |                                   |                                      |  |
|-----------------------------------|--------------------------------------|--|
| 01 <input type="checkbox"/> A lot | 03 <input type="checkbox"/> A little | 97 <input type="checkbox"/> Don't know |
| 02 <input type="checkbox"/> Some  | 04 <input type="checkbox"/> None     | 99 <input type="checkbox"/> Refused    |

**19. Can you estimate how many jobs you applied for?**

Number of jobs \_\_\_\_\_ 00  None 997  Don't know 999  Refused

**20. Can you estimate how many job offers you received?**

Number of offers \_\_\_\_\_ 00  None 997  Don't know 999  Refused

**21. How did you first hear about your current position?**

- 01  Newspaper
- 02  Family/friends/co-workers
- 03  Employment agency
- 04  Trade journal
- 05  UA career services
- 06  Internship
- 07  Internet
- 08  Previously worked for this employer
- 09  UA staff/faculty
- 10  Other \_\_\_\_\_
- 97  Don't know
- 99  Refused

[Read] Next I would like to ask you about continuing education.

**22. Are you currently enrolled in any college or university classes?**

- 01  Yes
- 02  No (Skip to Q 23)
- 97  Don't know (Skip to Q 23)
- 99  Refused (Skip to Q 23)

**22a. What school are you attending?**

- 01  University of Alaska Anchorage
- 02  University of Alaska Fairbanks
- 03  University of Alaska Southeast
- 04  Other Alaska school: \_\_\_\_\_
- 05  Outside Alaska school: \_\_\_\_\_

**22b. Are you pursuing a degree?**

- 01  Yes
- 02  No (Skip to Q 24)
- 97  Don't know (Skip to Q 24)
- 99  Refused (Skip to Q 24)

**22c. What type of degree are you pursuing?**

(Specify) \_\_\_\_\_ (skip to Q 24)

**23. Do you plan on enrolling in any college or university classes in the future?**

- 01  Yes
- 02  Maybe
- 03  No (Skip to Q 24)
- 97  Don't know (Skip to Q 24)
- 99  Refused (Skip to Q 24)

**23a. What school will you likely attend?**

- 01  University of Alaska Anchorage
- 02  University of Alaska Fairbanks
- 03  University of Alaska Southeast
- 04  Other Alaska school: \_\_\_\_\_
- 05  Outside Alaska school: \_\_\_\_\_
- 97  Don't know
- 99  Refused

**23b. Will you be pursuing a degree?**

- 01  Yes
- 02  No (Skip to Q 24)
- 97  Don't know (Skip to Q 24)
- 99  Refused (Skip to Q 24)

**23c. What type of degree will you pursue?**

(Specify) \_\_\_\_\_

**24. Please stop me at the category that best describes your current annual salary or wage.**

- 00  \$0; do not currently earn a salary/wage
- 01  Less than \$15,000
- 02  \$15,001 to \$25,000
- 03  \$25,001 to \$35,000
- 04  \$35,001 to \$50,000
- 05  \$50,001 to \$75,000
- 06  \$75,001 to \$100,000
- 07  Over \$100,000
- 98  Don't know
- 99  Refused

**25. Please enter you name, date of birth and a contact phone number so that we may enter you in the drawing for your choice of a \$250 Amazon.com gift certificate or 10,000 Alaska Airlines miles.**

Name \_\_\_\_\_

Date of Birth \_\_\_\_\_

Contact Phone Number or Email Address \_\_\_\_\_