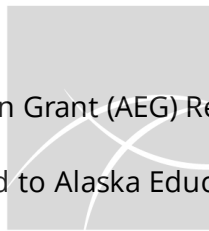


FINANCIAL AID TABLE OF CONTENTS

Summary	1
ALL STUDENTS	
Table 4.12 Financial Aid Paid to Students in Aid Year 2022-23	3
Table 4.13 Financial Aid Paid to Students by Aid Year, Five Year Trend	4
Table 4.14 UA Foundation Student Aid Distributions by Fiscal Year, Five Year Trend	5
Table 4.15 Financial Aid Awards: Recipient Headcount by Class Standing, University, and Aid Type for Aid Year 2022-23	6
Table 4.16 Financial Aid Awards: Average Amount Paid (\$) in Aid Year 2022-23 by Recipient Class Standing, University and Aid Type	8
Table 4.17 Need-Based Financial Aid Aggregate Award Amounts (Thousands of \$) by University and Type in Aid Year, Five Year Trend	10
UA SCHOLARS	
Table 1.36 Financial Aid Paid to UA Scholars by Class Standing, University Program and Type, Aid Year 2022-23	12
Table 1.37 Average Amount of Financial Aid Paid to UA Scholars in Aid Year 2022-23	14
ALASKA PERFORMANCE SCHOLARSHIP RECIPIENTS	
Table 1.44 Financial Aid Paid to Alaska Performance Scholarship (APS) Recipients: Headcount by Class Standing, University Program and Aid Type Aid Year 2022-23	16
Table 1.45 Average Amount of Financial Aid Paid to Alaska Performance Scholarship (APS) Recipients Aid Year 2022-23	18
ALASKA EDUCATION GRANT RECIPIENTS	
Table 1.56 Financial Aid Paid to Alaska Education Grant (AEG) Recipients by Class Standing, University Program and Type in Aid Year 2022-23	20
Table 1.57 Average Amount of Financial Aid Paid to Alaska Education Grant (AEG) Recipients in Aid Year 2022-23	22



Summary: Financial Aid and Costs for All Students

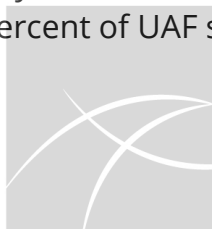
In Aid Year (AY) 2022-22, 10,297 degree-seeking students and 963 non-degree seeking students received at least one type of financial aid, system wide. This includes grants, scholarships and loans, and some tuition waivers. Institutional tuition discounts such as the Western Undergraduate Exchange and the Come Home Alaska discount, as well as tuition and fee waivers associated with university employment are not categorized as financial aid.

Over the last five years, the UA system recorded a decline in total financial aid distributions to students. The total amount of aid paid to students decreased by 20 percent, from \$119.3 million in AY2018-19 to \$95.5 million in AY2022-23. Most of this drop occurred in the last year, with a 15 percent decrease (\$17.2 million) in financial aid distributed to students over the previous year. (Table 4.13). Grant awards dropped 41 percent (\$14.6 million) in the last year, and tuition and fee waiver awards fell 45 percent (\$1.5 million) over this time.

Federal student financial aid paid to students fell 27 percent (\$16.7 million) in the last year. Financial aid paid to students from private sources grew 42 percent (\$2.2 million) over this same period.

To receive any financial aid, a student must complete the Free Application for Federal Student Aid (FAFSA®) form. Alaska high school seniors complete the FAFSA at the lowest rate of any state, with 28 percent of 2022-23 high school seniors submitting a complete application by June 2023, although up slightly from 2021-22¹.

For individuals already attending a postsecondary institution nationally, 66 percent complete a FAFSA on average. Most UA students apply for the FAFSA², with 65 percent of UAA degree seeking students having a FAFSA on record, 61 percent of UAF students and 55 percent of UAS students.



UNIVERSITY
of ALASKA

Many Traditions One Alaska

¹ https://national.fafsatracker.com/currentRates?sortBy=current_comp_rate&

² Fall 2023 degree seeking students who could be eligible for financial aid who have submitted a 2023-24 FAFSA to UAA, UAF or UAS.

PAGE
INTENTIONALLY
BLANK



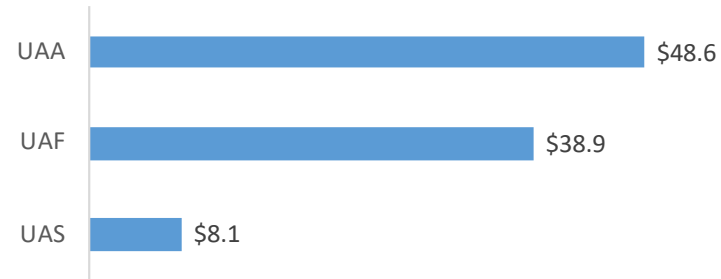
UNIVERSITY
of ALASKA

Many Traditions One Alaska

Table 4.12 Financial Aid Paid to Students in Aid Year 2022-23

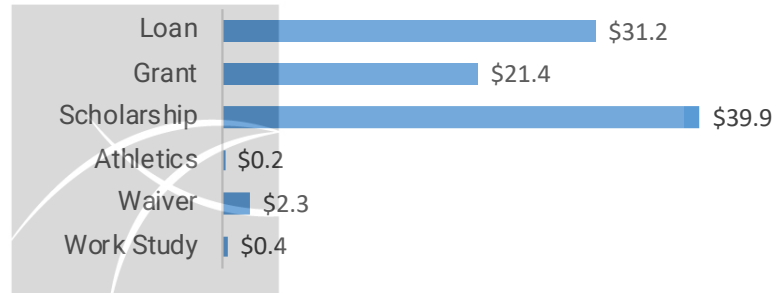
University	Paid Amount (in Thousands of \$)
UAA	48,562.7
UAF	38,867.1
UAS	8,061.9
UA System	95,491.7

Paid Amount by University (\$M)



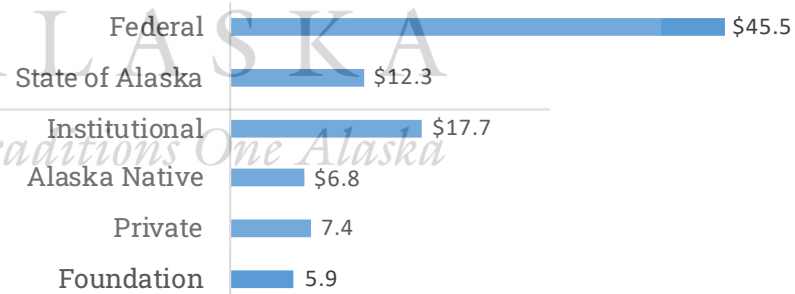
Aid Type	Paid Amount (in Thousands of \$)
Loan	31,220.8
Grant	21,385.0
Scholarship	39,943.7
Athletics	189.4
Waiver	2,312.2
Work Study	440.5
UA System	95,491.7

Paid Amount by Aid Type (\$M)



Aid Source	Paid Amount (in Thousands of \$)
Federal	45,481.5
State of Alaska	12,307.9
Institutional	17,682.2
Alaska Native	6,775.0
Private	7,350.7
Foundation	5,894.4
UA System	95,491.7

Paid Amount by Source (\$M)



Note: An aid year consists of consecutive fall, spring and summer semesters.

Source: UA Department of Institutional Research, www.alaska.edu/ir/

Table 4.13 Financial Aid Paid to Students by Aid Year, Five Year Trend

	2018-19	2019-20	2020-21	2021-22	2022-23	1-Year Change	5-Year Change
(in Thousands of \$)							
University							
UA Anchorage	71,764.4	64,945.1	59,353.0	60,121.3	48,562.7	-19%	-32%
UA Fairbanks	38,455.7	38,577.6	36,585.3	43,086.4	38,867.1	-10%	1%
UA Southeast	9,118.3	8,384.3	9,014.8	9,485.5	8,061.9	-15%	-12%
UA System	119,338.4	111,906.9	104,953.1	112,693.2	95,491.7	-15%	-20%
Aid Type							
Loan	50,324.4	42,112.5	36,099.3	32,593.6	31,220.8	-4%	-38%
Grant	28,403.0	29,090.5	27,717.6	35,986.7	21,385.0	-41%	-25%
Scholarship	38,431.9	39,748.9	39,834.5	38,635.1	39,943.7	3%	4%
Athletics	1,263.2			883.0	189.4	-79%	-85%
Waiver	490.0	579.1	1,013.9	4,232.0	2,312.2	-45%	372%
Work Study	425.8	375.9	287.9	362.8	440.5	21%	3%
UA System	119,338.4	111,906.9	104,953.1	112,693.2	95,491.7	-15%	-20%
Aid Source							
Federal	68,730.8	62,532.0	55,327.4	62,243.8	45,481.5	-27%	-34%
State of Alaska	16,310.7	14,564.7	14,276.4	13,602.9	12,307.9	-10%	-25%
Institutional	14,832.6	14,670.4	15,724.9	18,140.6	17,682.2	-3%	19%
Alaska Native	8,570.8	8,810.2	9,115.9	8,422.3	6,775.0	-20%	-21%
Private	7,311.8	6,952.7	5,599.6	5,167.8	7,350.7	42%	1%
UA Foundation*	3,581.6	4,376.9	4,909.1	5,115.6	5,894.4	15%	65%
UA System	119,338.4	111,906.9	104,953.1	112,693.2	95,491.7	-15%	-20%



UNIVERSITY
of ALASKA
Many Traditions One Alaska

Note: *Figures above only include UA Foundation Aid reported in the Banner Financial Aid module. Total financial aid reported by the UA Foundation is in Table 4.14. Due to rounding, university totals may not add exactly.

Source: UA Data Analysis and Institutional Research, www.alaska.edu/ir/

Table 4.14 UA Foundation Student Aid Distributions by Fiscal Year, Five Year Trend

	FY18	FY19	FY20	FY21	FY22	% Change FY18-22
	(in Thousands of \$)					
UA Anchorage	1,070.1	1,190.3	796.9	1,222.7	1,239.8	15.9
UA Fairbanks	1,951.9	1,712.1	1,368.5	1,746.8	2,191.7	12.3
UA Southeast	408.7	241.9	142.0	158.8	259.8	-36.4
UA Statewide		1.0	399.2	527.0	581.7	
UA System	3,430.7	3,145.3	2,706.6	3,655.3	4,273.0	24.6



UNIVERSITY
of ALASKA

Many Traditions One Alaska

Note: Total UA Foundation Student Aid is calculated according to financial statement requirements, so is defined differently than for internal UA operations and includes aid not booked in the Banner Financial Aid module. For example, UA Foundation reporting includes stipend travel awards to students as part of a fellowship, while the university operational definition reports this expenditure under 'Travel' rather than student aid. Due to rounding, university totals may not add exactly.

Table 4.15 Financial Aid Awards: Recipient Headcount by Class Standing, University, and Aid Type for Aid Year 2022-23
(Continued on next page)

Aid Type/Detail	Class Standing						Total DS	NDS
	Freshman		Sophomore	Junior	Senior	Graduate		
	1st Time	Cont.						
UA Anchorage								
Grant								
Pell Grant	444	497	439	402	456		2,238	31
AK Education Grant	254	239	240	253	284		1,270	1
Other Grants	171	181	171	163	218	29	933	
Loan								
Alaska Supp. Loans	4	3	8	10	19	2	46	
Stafford Loans (subsidized)	191	264	263	272	365		1,355	
Stafford Loans (unsubsidized)	229	257	266	265	346	148	1,511	
Other Loans	23	15	24	20	33	62	177	2
Scholarship								
UA Scholars	138	44	97	88	106		473	
Alaska Performance Scholarship	255	196	306	256	250	6	1,269	
UA Foundation*	235	167	196	130	204	36	968	25
Other Scholarships	573	417	515	459	790	345	3,099	479
Other FA								
Waivers/Work Study	17	18	14	10	20	1	80	8
Total	1,016	1,000	1,071	955	1,370	426	5,838	536
UA Fairbanks								
Grant								
Pell Grant	288	342	297	297	334	2	1,560	17
AK Education Grant	120	123	116	127	137		623	
Other Grants	122	128	128	109	133	9	629	5
Loan								
Alaska Supp. Loans	6	5	2	8	10	3	34	
Stafford Loans (subsidized)	166	195	199	191	242	7	1,000	
Stafford Loans (unsubsidized)	169	187	187	174	249	146	1,112	1
Other Loans	32	23	18	22	24	11	130	1
Scholarship								
UA Scholars	106	21	83	86	71	1	368	1
Alaska Performance Scholarship	184	72	207	168	135	6	772	
UA Foundation*	110	45	101	124	180	92	652	87
Other Scholarships	450	209	337	287	310	103	1,696	101
Other FA								
Waivers/Work Study	17	15	20	33	50	215	350	11
Total	669	561	663	625	796	473	3,787	221



* Figures above only include UA Foundation aid reported in the Banner Financial Aid module. Total financial aid reported by the UA Foundation is in Table 4.14.

Note: This table reports financial aid paid for Aid Year 2022-23, consisting of fall 2022, spring 2023, and summer 2023 semesters, by class standing. Students who held more than one class standing during the aid year are assigned the lowest degree-seeking (DS) class standing a student held during the aid year. Post undergraduate licensure program participants may still be eligible for subsidized Stafford Loans despite their UA class standing of graduate. Non-degree seeking (NDS) includes exchange students who are degree-seeking at their own institution and taking a full-time course load, as well as students granted retroactive admission to a degree program.

Source: UA Data Analysis and Institutional Research, www.alaska.edu/ir/

Table 4.15 Financial Aid Awards: Recipient Headcount by Class Standing, University, and Aid Type for Aid Year 2022-23, Cont.

Aid Type/Detail	Class Standing						Total DS	NDS
	Freshman		Sophomore	Junior	Senior	Graduate		
	1st Time	Cont.						
UA Southeast								
Grant								
Pell Grant	48	62	57	54	59		280	
AK Education Grant	21	31	33	27	36		148	
Other Grants	13	11	19	11	12	9	75	47
Loan								
Alaska Supp. Loans								
Stafford Loans (subsidized)	28	33	37	33	55		186	
Stafford Loans (unsubsidized)	38	37	51	32	70	59	287	2
Other Loans	15	4	4	7	6	9	45	1
Scholarship								
UA Scholars	15	4	14	5	5		43	
Alaska Performance Scholarship	30	15	47	19	26	2	139	
UA Foundation*	39	15	32	26	32	7	151	41
Other Scholarships	55	34	44	34	47	46	260	99
Other FA								
Waivers/Work Study	50	28	61	49	75	13	276	35
Total	143	134	157	129	179	112	854	212
UA System								
Grant								
Pell Grant	777	897	792	748	846	2	4,062	48
AK Education Grant	395	391	389	404	457		2,036	1
Other Grants	306	320	318	283	362	47	1,636	52
Loan								
Alaska Supp. Loans								
Stafford Loans (subsidized)	384	490	498	493	661	7	2,533	
Stafford Loans (unsubsidized)	435	479	502	467	663	353	2,899	3
Other Loans	70	41	46	49	63	82	351	4
Scholarship								
UA Scholars	256	68	193	177	180	1	875	1
Alaska Performance Scholarship	466	282	558	442	409	14	2,171	
UA Foundation*	383	227	329	278	414	135	1,766	153
Other Scholarships	1,061	648	873	758	1,131	481	4,952	677
Other FA								
Waivers/Work Study	84	61	95	92	145	229	706	54
Total	1,801	1,674	1,862	1,673	2,306	981	10,297	963



* Figures above only include UA Foundation aid reported in the Banner Financial Aid module. Total financial aid reported by the UA Foundation is in Table 4.14.

Note: This table reports financial aid paid for Aid Year 2022-23, consisting of fall, spring, and summer semesters, by class standing. Students who held more than one class standing during the aid year are assigned the lowest degree-seeking (DS) class standing a student held during the aid year. Post undergraduate licensure program participants may still be eligible for subsidized Stafford Loans despite their UA class standing of graduate. Non-degree seeking (NDS) includes exchange students who are degree-seeking at their own institution and taking a full-time course load, as well as students granted retroactive admission to a degree program.

Table 4.16 Financial Aid Awards: Average Amount Paid (\$) in Aid Year 2022-23 by Recipient Class Standing, University, and Aid Type
(Continued on next page)

Aid Type	Aid Detail	Average if Received (\$)							Total Disbursed (\$)
		Freshman		Sophomore	Junior	Senior	Graduate	NDS	
		1st Time	Cont.						
UA Anchorage									
Grant									
	Pell Grants	3,850	3,635	4,137	4,378	4,236		1,235	9,062,303
	AK Education Grant	1,991	1,835	2,089	2,177	2,165		750	2,612,048
	Other Grants	621	508	474	558	501	153		483,711
Loan									
	Alaska Supp. Loans	6,375	9,299	8,585	6,584	7,709	9,375		353,124
	Stafford Loans (Sub.)	2,867	2,854	3,569	3,972	3,956			4,763,941
	Stafford Loans (Unsub.)	3,610	3,964	4,573	5,450	5,697	15,207		8,727,868
	Other Loans	15,754	9,568	11,272	12,540	11,123	8,622	6,609	1,942,004
Scholarship									
	UA Scholars	2,663	2,557	2,814	2,830	2,491			1,266,000
	Alaska Perf. Scholarship	3,209	2,971	3,331	3,599	3,117	2,504		4,135,571
	UA Foundation*	2,170	2,370	1,897	2,953	3,316	2,657	2,628	2,499,351
	Other Scholarships	3,245	2,534	3,121	3,488	3,948	5,865	2,341	12,387,878
Other FA									
	Waivers/Work Study	3,090	3,305	3,058	4,636	5,872	1,848	80	1,053
	Total	7,570	6,488	7,663	8,842	8,423	11,606	5,838	2,328
UA Fairbanks									
Grant									
	Pell Grants	4,039	3,429	3,888	4,157	3,852	815	1,560	1,341
	AK Education Grant	2,164	1,787	2,009	1,933	2,020		623	
	Other Grants	920	599	609	559	584	2,559	629	761
Loan									
	Alaska Supp. Loans	10,355	10,050	10,000	9,160	8,573	6,250	34	
	Stafford Loans (Sub.)	3,051	2,851	3,625	4,233	4,083	3,596	1,000	
	Stafford Loans (Unsub.)	3,423	3,894	4,580	5,262	5,538	13,607	1,112	9,639
	Other Loans	15,810	16,035	15,066	14,993	14,631	18,506	130	8,760
Scholarship									
	UA Scholars	2,703	2,429	2,729	2,738	2,789	1,500	368	1,500
	Alaska Perf. Scholarship	3,501	3,224	4,000	3,817	3,613	2,279	772	
	UA Foundation*	3,542	4,886	3,720	4,876	3,928	2,837	652	1,344
	Other Scholarships	5,885	4,817	5,679	6,630	5,517	6,498	1,696	1,694
Other FA									
	Waivers/Work Study	2,839	1,469	2,624	1,148	1,619	9,008	350	2,889
	Total	10,770	8,385	10,153	11,344	9,584	10,869	3,787	1,658



* Figures above only include UA Foundation aid reported in the Banner Financial Aid module. Total financial aid reported by the UA Foundation is in Table 4.14.

Note: This table reports the average amount of financial aid paid by type of aid (when paid amount >\$0) for Aid Year 2022-23, consisting of fall 22, spring 23, and summer 23 semesters, by class standing. Students who held more than one class standing during the aid year are assigned the lowest degree-seeking (DS) class standing a student held during the aid year. Post undergraduate licensure program participants may still be eligible for subsidized Stafford Loans despite their UA class standing of graduate. Non-degree seeking (NDS) includes exchange students who are degree-seeking at their own institution and taking a full-time course load, as well as students granted retroactive admission to a degree program.

Table 4.16 Financial Aid Awards: Average Amount Paid (\$) in Aid Year 2022-23 by Recipient Class Standing, University, and Aid Type, Cont.

Aid Type	Aid Detail	Average if Received (\$)							Total Disbursed (\$)
		Freshman		Sophomore	Junior	Senior	Graduate	NDS	
		1st Time	Cont.						
UA Southeast									
Grant									
	Pell Grants	4,518	3,243	4,395	3,810	4,135			1,118,168
	AK Education Grant	2,655	1,661	2,076	1,815	2,079			299,601
	Other Grants	844	1,425	885	1,232	851	1,543	524	105,741
Loan									
	Alaska Supp. Loans								655,826
	Stafford Loans (Sub.)	3,406	2,483	3,743	3,699	3,963			1,814,481
	Stafford Loans (Unsub.)	3,685	4,342	4,339	5,175	5,684	12,247	3,216	554,861
	Other Loans	13,724	15,464	9,300	12,066	17,284	6,053	7,302	105,000
Scholarship									
	UA Scholars	2,500	2,250	2,250	2,700	2,700			475,509
	Alaska Perf. Scholarship	3,507	3,091	3,459	3,488	3,338	4,161		720,073
	UA Foundation*	2,936	4,288	3,865	3,251	7,018	7,118	1,430	1,809,579
	Other Scholarships	5,949	4,400	5,678	7,048	5,880	7,218	2,373	
Other FA									
	Waivers/Work Study	1,740	850	1,508	1,235	1,307	1,091	788	403,070
	Total	9,764	6,461	8,869	8,565	9,764	10,672	1,696	8,061,909
UA System									
Grant									
	Pell Grants	3,977	3,546	4,068	4,279	4,092	815	1,273	16,217,070
	AK Education Grant	2,079	1,816	2,064	2,093	2,115		750	4,146,409
	Other Grants	749	576	553	584	544	880	547	1,021,565
Loan									
	Alaska Supp. Loans	8,763	9,768	8,868	7,729	8,007	7,500		663,263
	Stafford Loans (Sub.)	2,993	2,840	3,611	4,079	4,009	3,596		9,025,263
	Stafford Loans (Unsub.)	3,552	3,982	4,570	5,408	5,653	14,050	5,357	16,996,175
	Other Loans	15,345	14,005	12,585	13,574	13,046	9,666	7,320	4,536,101
Scholarship									
	UA Scholars	2,701	2,537	2,751	2,814	2,642	1,500	1,500	2,371,500
	Alaska Perf. Scholarship	3,364	3,052	3,602	3,685	3,310	2,644		7,457,930
	UA Foundation*	2,648	2,996	2,648	3,860	3,884	3,011	1,577	5,894,372
	Other Scholarships	4,557	3,415	4,319	4,938	4,514	6,289	2,256	24,219,872
Other FA									
	Waivers/Work Study	2,235	1,727	1,971	1,574	2,044	8,528	1,255	2,942,167
	Total	9,046	7,203	8,771	9,946	9,071	11,499	2,049	95,491,687



* Figures above only include UA Foundation aid reported in the Banner Financial Aid module. Total financial aid reported by the UA Foundation is in Table 4.14.
 Note: This table reports the average amount of financial aid paid by type of aid (when paid amount >\$0) for Aid Year 2022-23, consisting of fall, spring 2022, and summer 2022 semesters, by class standing. Students who held more than one class standing during the aid year are assigned the lowest degree-seeking (DS) class standing a student held during the aid year. Post undergraduate licensure program participants may still be eligible for subsidized Stafford Loans despite their UA class standing of graduate. Non-degree seeking (NDS) includes exchange students who are degree-seeking at their own institution and taking a full-time course load, as well as students granted retroactive admission to a degree program.

Table 4.17 Need-Based Financial Aid Aggregate Award Amounts (Thousands of \$) by University and Type in Aid Year, Five Year Trend
(Continued on next page)

Aid Source	Aid Detail	Aid Year (in Thousands of \$)					% Change Aid Year 2018-19 to 2022-23	
		2018-19	2019-20	2020-21	2021-22	2022-23		
UA Anchorage	State	Alaska Advantage Grant	3,019.7	2,513.8	2,733.5	2,518.8	2,612.0	-13.5
	Federal	Pell Grant	14,084.8	12,424.6	9,845.0	8,681.5	9,062.3	-35.7
		SEOG Grant	457.4	315.7	656.7	439.8	411.9	-9.9
		Gear Up Scholarship		5.2				
		Work Study						
	Institutional	Work Study		6.2	9.2		1.8	
		Other						
	Private	Gates Millenium Scholarship	45.7					-100.0
Total UA Anchorage			17,607.6	15,265.6	13,244.4	11,640.1	12,088.1	-31.3
UA Fairbanks	State	Alaska Advantage Grant	1,156.7	1,088.4	1,248.3	1,240.6	1,234.8	6.7
	Federal	Pell Grant	6,573.9	6,214.7	5,461.6	5,553.5	6,036.6	-8.2
		SEOG Grant	250.8	225.8	379.3	287.9	255.3	1.8
		Work Study	381.1	314.2	282.3	301.0	380.2	-0.2
	Institutional	UA Grant	273.1	267.5	136.0	34.2	37.5	-86.3
		Other Institutional	10.8	7.0	5.6			
	Total UA Fairbanks			8,646.4	8,117.6	7,513.2	7,417.1	7,944.4



UNIVERSITY
of ALASKA

Many Traditions One Alaska

Note: This table reports need-based, non-loan financial aid awarded in an aid year that includes the fall, spring, and summer semesters. Need-based aid is awarded on the basis of the calculated financial need of a student as determined from the student's Free Application for Federal Student Aid (FAFSA). While Subsidized Stafford Loans are need-based, because the need-based benefits to a student (lower interest rates and no interest accrual during the "grace period") are an avoidance of cost and not a payment to the student, Subsidized Stafford Loans are not included in this table.

Source: Data Analysis and Institutional Research, www.alaska.edu/ir/
FEBRUARY 2024

Table 4.17 Need-Based Financial Aid Aggregate Award Amounts (Thousands of \$) by University and Type in Aid Year, Five Year Trend, Cont.

Aid Source	Aid Detail	2018-19	Aid Year (in Thousands of \$)				% Change Aid Year 2018-19 to 2022-23	
			2019-20	2020-21	2021-22	2022-23		
UA Southeast	State	258.1	233.7	283.4	279.0	299.6	16.1	
	Federal	1,496.8	1,287.0	1,276.4	1,164.2	1,118.2	-25.3	
		SEOG Grant	47.9	49.4	37.0	22.7	48.3	0.8
		Work Study	44.7	55.6	57.4	62.7	58.4	30.6
	Institutional	UA Grant	3.8	106.9	99.2	100.5	102.4	2,629.8
Total UA Southeast		1,851.3	1,732.5	1,753.3	1,629.1	1,626.9	-12.1	
UA System	State	4,434.5	3,836.0	4,265.1	4,038.5	4,146.4	-6.5	
	Federal	22,155.6	19,926.4	16,583.0	15,399.2	16,217.1	-26.8	
		SEOG Grant	756.1	590.9	1,073.1	750.3	715.5	-5.4
		Gear Up Scholarship		5.2				
		Work Study	425.8	369.8	339.6	363.7	438.6	3.0
	Institutional	Work Study		6.2	9.2		1.8	
		UA Grant	276.8	374.4	235.2	134.7	139.9	-49.5
		Other Institutional	10.8	7.0	5.6			-100.0
	Private	Gates Millenium Scholarship	45.7					-100.0
	Total UA System		28,105.2	25,115.7	22,510.9	20,686.3	21,659.4	-22.9



UNIVERSITY
of ALASKA
Many Traditions One Alaska

Note: This table reports need-based, non-loan financial aid awarded in an aid year that includes the fall, spring, and summer semesters. Need-based aid is awarded on the basis of the calculated financial need of a student as determined from the student's Free Application for Federal Student Aid (FAFSA). While Subsidized Stafford Loans are need-based, because the need-based benefits to a student (lower interest rates and no interest accrual during the "grace period") are an avoidance of cost and not a payment to the student, Subsidized Stafford Loans are not included in this table.

Source: Data Analysis and Institutional Research, www.alaska.edu/ir/

FEBRUARY 2024

Table 1.36 Financial Aid Paid to UA Scholars by Class Standing, University Program and Type, Aid Year 2022-23
(Continued on next page)

Aid Type	Aid Detail	Headcount								Enrolled UA Scholars, fall of Aid Year	% of Enrolled UA Scholars, Fall of Aid Year
		Freshman		Sophomore	Junior	Senior	Graduate	NDS	Total		
		1st Time	Cont.								
UA Anchorage Grant	Pell	43	14	24	24	21			126	16.5	
	AK Education Grant	27	8	15	17	15			82	10.7	
	Other	16	7	15	13	11			62	8.1	
Loan	Alaska Supplemental Stafford (Sub)	7	2	3	5	2			19	2.5	
	Stafford (Unsub)	11	2	6	8	5			32	4.2	
	Other				1				1	0.1	
Scholarship	UA Scholars	138	44	97	88	106			473	61.9	
	Alaska Performance	74	34	81	72	87			348	45.5	
	UA Foundation*	57	21	44	19	23			164	21.5	
	Other	107	27	65	63	66			328	42.9	
Waivers/Work Study		1							1	0.1	
Total		142	45	98	93	108			486	764	
UA Fairbanks											
Grant	Pell	30	4	15	18	10			77	12.3	
	AK Education Grant	16	2	11	14	6			49	7.8	
	Other	11	2	9	8	3			33	5.3	
Loan	Alaska Supplemental Stafford (Sub)	13	3	4	2	5		1	27	4.3	
	Stafford (Unsub)	15	4	3	3	5			30	4.8	
	Other	2		2					4	0.6	
Scholarship	UA Scholars	106	21	83	86	71	1	1	369	58.9	
	Alaska Performance	70	14	67	75	63			289	46.1	
	UA Foundation*	19	3	20	30	26			98	15.6	
	Other	97	14	71	66	37			285	45.5	
Waivers/Work Study		4	1	1	5	3			14	2.2	
Total		108	22	84	86	71	1	1	373	627	

Note: An enrolled student is counted as a UA Scholar for eight years following the student's UA Scholar first term. This table reports financial aid paid to students for the fall 2022, spring 2023, and summer 2023 semesters by class standing. The number of students reported in these tables will be higher than the number of students reported for fall semester alone in other tables. A student often holds multiple class standings over the course of an aid year; however, for the the purpose of this report students are reported under one class standing. Student class standing is assigned through a ranking process which first chooses the lowest degree seeking class standing a student held during the aid year, then considers non-degree and non-credit status. * Figures above only include UA Foundation aid reported in the Banner Financial Aid module.

Source: Data Analysis and Institutional Research, www.alaska.edu/ir/
FEBRUARY 2024

Table 1.36 Financial Aid Paid to UA Scholars by Class Standing, University Program and Type, Aid Year 2022-23, Cont.

Aid Type	Aid Detail	Headcount							Enrolled UA Scholars, Fall of Aid Year	% of Enrolled UA Scholars, Fall of Aid Year	
		Freshman		Sophomore	Junior	Senior	Graduate	NDS			Total
		1st Time	Cont.								
UA Southeast Grant	Pell	3	3	4				10	9.9		
	AK Education Grant	2	1	3				6	5.9		
	Other			2				2	2.0		
Loan	Alaska Supplemental Stafford (Sub)										
	Stafford (Unsub)	2	1	1		1		5	5.0		
	Other	2						2	2.0		
Scholarship	UA Scholars	15	4	14	5	5		43	42.6		
	Alaska Performance	7	3	8	4	4		26	25.7		
	UA Foundation*	3		6	1	2		12	11.9		
	Other	10	1	7	3			21	20.8		
Waivers/Work Study		2		7	2	4		15	14.9		
Total		15	4	14	5	5		43	101		
UA System Grant	Pell	75	21	43	42	31		212	15.0		
	AK Education Grant	45	11	29	31	21		137	9.7		
	Other	27	9	26	21	14		97	6.9		
Loan	Alaska Supplemental Stafford (Sub)	20	5	7	7	7	1	46	0.1		
	Stafford (Unsub)	28	7	10	10	11		66	3.3		
	Other	4		2	1			7	4.7		
Scholarship	UA Scholars	256	68	193	177	180	1	876	62.1		
	Alaska Performance	150	50	155	150	152		657	46.6		
	UA Foundation*	79	24	70	50	51		274	19.4		
	Other	207	40	141	127	101		616	43.7		
Waivers/Work Study		7	1	8	7	7		30	2.1		
Total		256	68	193	177	180	1	876	1,411		

Note: An enrolled student is counted as a UA Scholar for eight years following the student's UA Scholar first term. This table reports financial aid paid to students for the fall 2022, spring 2023, and summer 2023 semesters by class standing. The number of students reported in these tables will be higher than the number of students reported for fall semester alone in other tables. A student often holds multiple class standings over the course of an aid year; however, for the the purpose of this report students are reported under one class standing. Student class standing is assigned through a ranking process which first chooses the lowest degree seeking class standing a student held during the aid year, then considers non-degree and non-credit status. * Figures above only include UA Foundation aid reported in the Banner Financial Aid module.

Source: Data Analysis and Institutional Research, www.alaska.edu/ir/
FEBRUARY 2024

Table 1.37 Average Amount of Financial Aid Paid to UA Scholars in Aid Year 2022-23

(Continued on next page)

Aid Type	Aid Detail	Average Amount Awarded \$							Overall Average	Total \$
		Freshman		Sophomore	Junior	Senior	Graduate	NDS		
		1st Time	Cont.							
UA Anchorage Grant	Pell	5,291	4,990	6,063	5,659	5,427			5,497	692,663
	AK Education Grant	2,864	2,125	3,183	3,294	3,167			2,995	245,583
	Other	688	685	374	751	583			606	37,590
Loan	Alaska Supplemental Stafford (Sub)	2,704	3,175	3,251	2,867	4,082			3,028	57,533
	Stafford (Unsub)	2,783	5,442	4,690	5,119	4,305			4,129	132,114
	Other				8,000				8,000	8,000
Scholarship	UA Scholars	2,663	2,557	2,814	2,830	2,491			2,677	1,266,000
	Alaska Performance	3,900	4,091	4,293	4,326	3,891			4,096	1,425,336
	UA Foundation*	2,228	1,643	1,676	1,988	2,988			2,084	341,750
	Other	4,162	2,530	2,997	2,461	3,268			3,290	1,079,107
Waivers/Work Study		5,503							5,503	5,503
Total		11,262	10,295	11,490	10,948	10,042			10,887	5,291,178
UA Fairbanks Grant	Pell	4,826	4,740	6,193	4,792	5,170			5,125	394,602
	AK Education Grant	2,543	3,250	3,545	2,196	2,667			2,713	132,935
	Other	1,037	500	1,111	406	500			823	27,154
Loan	Alaska Supplemental Stafford (Sub)	2,992	2,805	2,171	4,082	5,056			3,312	89,437
	Stafford (Unsub)	2,885	2,402	4,981	6,263	5,839			3,860	115,808
	Other	7,854		11,983					9,919	39,674
Scholarship	UA Scholars	2,703	2,429	2,729	2,738	2,789	1,500	1,500	2,711	1,000,500
	Alaska Performance	3,980	3,312	4,436	4,112	4,161			4,127	1,192,633
	UA Foundation*	3,354	1,417	5,884	5,553	3,839			4,613	452,037
	Other	6,911	6,707	6,271	6,979	7,852			6,880	1,960,678
Waivers/Work Study		2,064	2,100	500	1,714	1,200			1,645	23,029
Total		14,835	11,004	15,198	15,428	13,841	1,500	1,500	14,567	5,433,487

Note: An enrolled student is counted as a UA Scholar for eight years following the student's UA Scholar first term. This table reports financial aid paid to students for the fall 2022, spring 2023, and summer 2023 semesters by class standing. A student often holds multiple class standings over the course of an aid year; however, for the the purpose of this report students are reported under one class standing. Student class standing is assigned through a ranking process which first chooses the lowest degree seeking class standing a student held during the aid year, then considers non-degree and non-credit status. * Figures above only include UA Foundation aid reported in the Banner Financial Aid module. Overall average was calculated using all students who received the award regardless of degree seeking status.

Table 1.37 Average Amount of Financial Aid Paid to UA Scholars in Aid Year 2022-23, Cont.

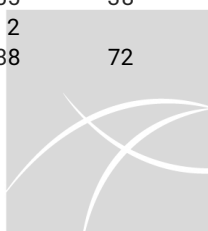
Aid Type	Aid Detail	Average Amount Awarded \$							Overall Average	Total \$
		Freshman		Sophomore	Junior	Senior	Graduate	NDS		
		1st Time	Cont.							
UA Southeast Grant	Pell	3,904	3,179	6,183					4,598	45,980
	AK Education Grant	3,750	1,500	2,667					2,833	17,000
	Other			1,000					1,000	2,000
Loan	Alaska Supplemental Stafford (Sub)									
	Stafford (Unsub)	5,442	2,024	7,422		7,422			5,550	27,752
	Other	7,323							7,323	14,645
Scholarship	UA Scholars	2,500	2,250	2,250	2,700	2,700			2,442	105,000
	Alaska Performance	3,736	3,170	3,492	4,755	3,864			3,772	98,074
	UA Foundation*	4,000		5,450	2,200	3,500			4,492	53,900
	Other	3,680	7,086	6,779	4,865				5,045	105,937
Waivers/Work Study		1,095		1,275	1,500	625			1,107	16,612
Total		10,626	9,665	13,619	10,463	9,175			11,323	486,900
UA System Grant	Pell	5,120	4,684	6,119	5,287	5,344			5,345	1,133,245
	AK Education Grant	2,789	2,273	3,267	2,798	3,024			2,887	395,518
	Other	830	644	677	620	566			688	66,744
Loan	Alaska Supplemental Stafford (Sub)					5,000			5,000	5,000
	Stafford (Unsub)	2,891	2,953	2,634	3,214	4,777			3,195	146,970
	Other	3,028	3,217	5,050	5,974	5,285			4,177	275,674
Scholarship	UA Scholars	2,701	2,537	2,751	2,814	2,642	1,500	1,500	2,707	2,371,500
	Alaska Performance	3,955	3,899	4,341	4,259	4,053			4,134	2,716,043
	UA Foundation*	2,566	1,615	3,202	4,131	3,442			3,094	847,687
	Other	5,567	4,232	4,876	4,962	5,012			5,107	3,145,722
Waivers/Work Study		2,279	2,100	1,178	1,653	871			1,505	45,144
Total		13,128	10,942	13,437	13,544	11,740	1,500	1,500	12,799	11,211,564

Note: An enrolled student is counted as a UA Scholar for eight years following the student's UA Scholar first term. This table reports financial aid paid to students for the fall 2022, spring 2023, and summer 2023 semesters by class standing. A student often holds multiple class standings over the course of an aid year; however, for the the purpose of this report students are reported under one class standing. Student class standing is assigned through a ranking process which first chooses the lowest degree seeking class standing a student held during the aid year, then considers non-degree and non-credit status. * Figures above only include UA Foundation aid reported in the Banner Financial Aid module. Overall average was calculated using all students who received the award regardless of degree seeking status.

Source: Data Analysis and Institutional Research, www.alaska.edu/ir/

Table 1.44 Financial Aid Paid to Alaska Performance Scholarship (APS) Recipients: Headcount by Class Standing, University Program and Aid Type Aid Year 2022-23
(Continued on next page)

Aid Type	Aid Detail	Headcount						Total DS	Non-Degree	
		Freshman		Sophomore	Junior	Senior	Graduate			
		1st Time	Cont.							
UA Anchorage Grant	Pell	59	66	80	52	57		314		
	AK Education Grant	42	20	38	24	40		212		
	Other	23		1	1	20		125		
	Loan	Alaska Supplemental			1	1	3		5	
		Stafford (Sub)	12	10	17	21	19		79	
		Stafford (Unsub)	33	19	39	38	28		157	
		Other	2	1	2	5	1		11	
	Scholarship	UA Scholars	74	34	81	72	87		348	
		Alaska Performance	255	196	306	256	250	6	1,269	
		UA Foundation*	107	65	93	46	42	2	355	
Other		173	75	142	124	135	7	656		
Other		3	1	1	1	1		7		
Unduplicated Total		259	198	311	261	253	7	1,289		
UA Fairbanks Grant	Pell	41	14	36	35	18		144		
	AK Education Grant	27	12	25	23	12		99		
	Other	14	12	18	10	8		62		
	Loan	Alaska Supplemental	1	1		1	1		4	
		Stafford (Sub)	23	6	17	11	12		69	
		Stafford (Unsub)	24	7	20	9	19		79	
		Other		3	7	1			11	
	Scholarship	UA Scholars	71	14	67	75	63		290	
		Alaska Performance	184	72	207	168	135	6	772	
		UA Foundation*	29	6	40	42	37	2	156	
Other		155	38	139	105	49	2	488		
Other		2		3	9	5	3	22		
Unduplicated Total		188	72	208	168	135	7	778		



UNIVERSITY
of ALASKA
Many Traditions One Alaska

*Figures above only include UA Foundation aid reported in the Banner Financial Aid module.

Note: This table reports financial aid paid to students for the fall 2022, spring 2023, and summer 2023 semesters by class standing. The number of students reported in these tables will be higher than the number of students reported for fall semester alone in other tables. A student often holds multiple class standings over the course of an aid year; however, for the the purpose of this report, students are reported under one class standing. Student class standing is assigned through a ranking process which first chooses the lowest degree seeking class standing a student held during the aid year, then considers non-degree and non-credit status.

Source: Data Analysis and Institutional Research, www.alaska.edu/ir/

FEBRUARY 2024

Table 1.44 Financial Aid Paid to Alaska Performance Scholarship (APS) Recipients: Headcount by Class Standing, University Program and Aid Type Aid Year 2022-23 - Cont.

Aid Type	Aid Detail	Headcount						Total DS	Non-Degree	
		Freshman		Sophomore	Junior	Senior	Graduate			
		1st Time	Cont.							
UA Southeast Grant	Pell	5	3	7	2	3		20		
	AK Education Grant	2	2	4	1	1		10		
	Other	2		3				5		
	Loan	Alaska Supplemental	1		3	1			5	
		Stafford (Sub)	4	4	8	1	5	1	23	
		Stafford (Unsub)	1		2	1	1		5	
		Other	7	3	8	4	4		26	
	Scholarship	UA Scholars	30	15	47	19	26	2	139	
		Alaska Performance	8		14	4	8		34	
		UA Foundation*	12	3	11	3	4		33	
Other		6	4	27	9	16		62		
Other		31	16	47	19	26	2	141		
Unduplicated Total										
UA System Grant	Pell	103	83	123	89	78		476		
	AK Education Grant	71	55	83	59	53		321		
	Other	39	32	59	34	28		192		
	Loan	Alaska Supplemental	1	1	1	2	4		9	
		Stafford (Sub)	35	16	37	33	31		152	
		Stafford (Unsub)	60	30	67	48	52	1	258	
		Other	3	4	11	7	2		27	
	Scholarship	UA Scholars	150	50	155	150	152		657	
		Alaska Performance	466	282	558	442	409	14	2,171	
		UA Foundation*	144	71	147	91	87	4	544	
Other		331	114	287	228	185	8	1,153		
Other		11	5	31	19	22	3	91		
Unduplicated Total										
		466	282	558	442	409	14	2,171		



UNIVERSITY
of ALASKA
Many Traditions One Alaska

*Figures above only include UA Foundation aid reported in the Banner Financial Aid module.

Note: This table reports financial aid paid to students for the fall 2022, spring 2023 and summer 2023 semesters by class standing. The number of students reported in these tables will be higher than the number of students reported for fall semester alone in other tables. A student often holds multiple class standings over the course of an aid year; however, for the the purpose of this report, students are reported under one class standing. Student class standing is assigned through a ranking process which first chooses the lowest degree seeking class standing a student held during the aid year, then considers non-degree and non-credit status.

Source: Data Analysis and Institutional Research, www.alaska.edu/ir/

FEBRUARY 2024

Table 1.45 Average Amount of Financial Aid Paid to Alaska Performance Scholarship (APS) Recipients Aid Year 2022-23

(Continued on next page)

Aid Type	Aid Detail	Average Amount in \$					Overall Average	Total Disbursed	
		Freshman		Sophomore	Junior	Senior			Graduate
		1st Time	Cont.						
UA Anchorage									
Grant	Pell	4,737	5,012	4,928	5,303	4,816	4,952	1,554,797	
	AK Education Grant	2,550	2,360	2,546	3,239	2,713	2,657	563,229	
	Other	563	524	417	657	556	529	66,142	
Loan	Alaska Supplemental Stafford (Sub)	2,700	2,971	12,500	4,000	9,121	8,772	43,862	
	Stafford (Unsub)	4,020	3,672	3,644	4,040	4,003	3,607	284,958	
	Other	14,229	1,157	4,457	5,242	4,222	4,418	693,657	
Scholarship	Other	14,229	1,157	14,030	12,764	1,418	11,174	122,913	
	UA Scholars	2,899	2,515	2,778	2,854	2,621	2,754	958,500	
	Alaska Performance	3,209	2,971	3,331	3,599	3,117	3,259	4,135,571	
	UA Foundation*	1,315	1,102	1,584	3,007	2,774	1,702	617,928	
	Other	3,027	1,983	2,631	2,735	4,475	9,986	2,059,307	
Other	Other	4,174	3,744	702	8,586	5,616	4,453	31,171	
Total		8,891	7,225	8,327	9,079	9,292	12,618	8,636	11,132,035
UA Fairbanks									
Grant	Pell	4,948	5,596	5,328	4,888	5,097	5,110	735,830	
	AK Education Grant	2,664	2,521	2,960	2,489	2,771	2,694	266,685	
	Other	1,153	938	958	425	616	868	53,817	
Loan	Alaska Supplemental Stafford (Sub)	6,250	6,250		3,040	5,000	5,135	20,540	
	Stafford (Unsub)	2,924	3,227	3,408	3,709	4,549	3,477	239,927	
	Other	2,452	3,640	3,903	4,979	4,631	3,737	295,191	
Scholarship	Other		10,137	10,101	6,000		9,738	107,119	
	UA Scholars	2,873	2,357	2,799	2,800	2,857	2,809	814,500	
	Alaska Performance	3,501	3,224	4,000	3,817	3,613	3,688	2,846,850	
	UA Foundation*	2,956	4,258	4,174	5,123	3,966	4,142	646,159	
	Other	5,413	4,457	4,858	5,671	6,684	5,439	2,654,098	
Other	Other	3,085		1,083	2,051	2,034	5,795	55,436	
Total		11,714	9,186	11,301	11,950	10,590	12,081	11,229	8,736,152



UNIVERSITY
of ALASKA
Many Traditions One Alaska

* Figures above only include UA Foundation aid reported in the Banner Financial Aid module.

Note: This table reports financial aid paid to students for the fall 2022, spring 2023 and summer 2023 semesters by class standing. A student often holds multiple class standings over the course of an aid year; however, for the the purpose of this report, students are reported under one class standing. Student class standing is assigned through a ranking process which first chooses the lowest degree seeking class standing a student held during the aid year, then considers non-degree and non-credit status. Overall average was calculated using all students who received the award regardless of degree seeking status.

In the above table, University is first determined by where a student receives financial aid, then by a student's University program if no financial aid was awarded. An APS scholar may receive financial aid from one University while enrolled at another University.

Table 1.45 Average Amount of Financial Aid Paid to Alaska Performance Scholarship (APS) Recipients Aid Year 2022-23 - Cont.

Aid Type	Aid Detail	Average Amount in \$							Total Disbursed
		Freshman		Sophomore	Junior	Senior	Graduate	Overall Average	
		1st Time	Cont.						
UA Southeast Grant	Pell	4,346	5,504	5,824	2,934	4,862		4,973	99,462
	AK Education Grant	3,500	1,500	3,375	3,500	2,645		2,965	29,645
	Other	1,000		1,000				1,000	5,000
Loan	Alaska Supplemental Stafford (Sub)	1,732		2,196	2,721			2,208	11,041
	Stafford (Unsub)	3,958	4,155	4,927	7,422	12,000		4,820	110,868
	Other	7,667		8,149	8,394	2,625		8,872	44,359
Scholarship	UA Scholars	2,571	2,000	2,438	3,000	2,625		2,538	66,000
	Alaska Performance	3,507	3,091	3,459	3,488	3,338	4,161	3,421	475,509
	UA Foundation*	2,175		4,434	2,938	8,044		4,576	155,570
	Other	3,896	4,371	4,312	9,293	2,500		4,399	145,167
Other		1,093	1,063	1,143	1,172	766		1,040	64,471
Total		8,060	6,616	9,404	8,229	9,195	6,975	8,561	1,207,092
UA System Grant	Pell	4,894	5,128	5,096	5,087	4,883		5,021	2,390,089
	AK Education Grant	2,620	2,364	2,711	2,951	2,724		2,678	859,559
	Other	797	679	612	588	573		651	124,958
Loan	Alaska Supplemental Stafford (Sub)	6,250	6,250	12,500	3,520	8,091		7,156	64,402
	Stafford (Unsub)	2,897	3,067	3,418	3,890	4,214		3,526	535,926
	Stafford (Unsub)	3,456	3,729	4,348	5,238	4,465	5,629	4,262	1,099,716
	Other	12,041	7,892	10,461	11,174	6,709		10,163	274,391
Scholarship	UA Scholars	2,910	2,490	2,787	2,850	2,753		2,799	1,839,000
	Alaska Performance	3,364	3,052	3,602	3,685	3,310	2,644	3,435	7,457,930
	UA Foundation*	1,694	1,369	2,560	4,014	3,766	2,351	2,610	1,419,657
	Other	4,258	2,906	3,820	4,222	5,090	14,677	4,214	4,858,572
Other		2,295	1,599	1,123	1,979	1,274	5,795	1,660	151,077
Total		10,204	7,794	9,646	10,257	9,828	13,346	9,708	21,075,278



UNIVERSITY
of ALASKA
Many Traditions One Alaska

* Figures above only include UA Foundation aid reported in the Banner Financial Aid module.

Note: This table reports financial aid paid to students for the fall 2022, spring 2023 and summer 2023 semesters by class standing. A student often holds multiple class standings over the course of an aid year; however, for the the purpose of this report, students are reported under one class standing. Student class standing is assigned through a ranking process which first chooses the lowest degree seeking class standing a student held during the aid year, then considers non-degree and non-credit status. Overall average was calculated using all students who received the award regardless of degree seeking status.


In the above table, University is first determined by where a student receives financial aid, then by a student's University program if no financial aid was awarded. An APS scholar may receive financial aid from one University while enrolled at another University.

Source: Data Analysis and Institutional Research, www.alaska.edu/ir/

FEBRUARY 2024

Table 1.56 Financial Aid Paid to Alaska Education Grant (AEG) Recipients by Class Standing, University Program and Type in Aid Year 2022-23
(Continued on next page)

Aid Type	Aid Detail	Headcount					Total DS	Non-Degree
		Freshman		Sophomore	Junior	Senior		
		1st Time	Cont.					
UA Anchorage Grant	Pell	254	240	240	252	268	1,254	1
	AK Education	254	239	240	253	284	1,270	1
	Other	89	104	110	115	147	565	
Loan	Alaska Supplemental		1	1	3	2	7	
	Stafford (Sub)	48	70	85	102	95	400	
	Stafford (Unsub)	36	63	60	85	73	317	
	Other		2	3	3	3	11	
Scholarship	UA Scholars	27	8	15	17	15	82	
	Alaska Performance	42	41	54	35	40	212	
	UA Foundation*	46	38	44	35	51	214	
	Other	105	78	88	93	122	486	1
Other		6	4	1	3	1	15	
Unduplicated Total		256	243	244	257	289	1,289	1
UA Fairbanks Grant	Pell	120	122	117	126	133	618	
	AK Education	120	123	116	127	137	623	
	Other	65	71	71	60	74	341	
Loan	Alaska Supplemental			1	1		2	
	Stafford (Sub)	40	53	55	44	54	246	
	Stafford (Unsub)	32	45	41	30	45	193	
	Other		1	1	3		5	
Scholarship	UA Scholars	16	2	11	14	6	49	
	Alaska Performance	27	12	25	23	12	99	
	UA Foundation*	22	9	15	19	27	92	
	Other	64	36	55	46	56	257	
Other		7	6	4	5	11	33	
Unduplicated Total		123	123	119	127	139	631	



UNIVERSITY
of ALASKA
Many Traditions One Alaska


*Figures above only include UA Foundation aid reported in the Banner Financial Aid module.

Note: This table reports financial aid paid to students for the fall 2022, spring 2023, and summer 2023 semesters by class standing. The number of students reported in these tables will be higher than the number of students reported for fall semester alone in other tables. A student often holds multiple class standings over the course of an aid year; however, for the the purpose of this report, students are reported under one class standing. Student class standing is assigned through a ranking process which first chooses the lowest degree seeking class standing a student held during the aid year, then considers non-degree and non-credit status.

Source: Data Analysis and Institutional Research, www.alaska.edu/ir/
FEBRUARY 2024

Table 1.56 Financial Aid Paid to Alaska Education Grant (AEG) Recipients by Class Standing, University Program and Type in Aid Year 2022-23, Cont.

Aid Type	Aid Detail	Headcount					Total DS	Non-Degree	
		Freshman		Sophomore	Junior	Senior			Graduate
		1st Time	Cont.						
UA Southeast Grant	Pell	21	30	33	27	36	147		
	AK Education	21	31	33	27	36	148		
	Other	5	3	9	4	7	28		
	Loan	Alaska Supplemental	5	7	11	12	17	52	
		Stafford (Sub)	4	4	8	5	14	35	
		Stafford (Unsub)							
	Scholarship	Other	2	1	3			6	
		UA Scholars	2	1	3			6	
		Alaska Performance	2	2	4	1	1	10	
		UA Foundation*	5	6	8	7	7	33	
Other	9	6	10	3	5	33			
Other	8	7	8	10	8	41			
Unduplicated Total		21	33	33	28	37	152		
UA System Grant	Pell	394	389	389	402	436	2,010	1	
	AK Education	395	391	389	404	457	2,036	1	
	Other	159	178	190	179	228	934		
	Loan	Alaska Supplemental		1	2	4	2	9	
		Stafford (Sub)	93	129	150	158	166	696	
		Stafford (Unsub)	72	111	108	120	131	542	
	Scholarship	Other		3	4	6	3	16	
		UA Scholars	45	11	29	31	21	137	
		Alaska Performance	71	55	83	59	53	321	
		UA Foundation*	73	53	67	61	85	339	
Other	175	115	147	138	180	755	1		
Other	21	17	13	18	20	89			
Unduplicated Total		1,498	1,453	1,571	1,580	1,782	7,884	3	



UNIVERSITY
of ALASKA
Many Traditions One Alaska

*Figures above only include UA Foundation aid reported in the Banner Financial Aid module.

Note: This table reports financial aid paid to students for the fall 2022, spring 2023 and summer 2023 semesters by class standing. The number of students reported in these tables will be higher than the number of students reported for fall semester alone in other tables. A student often holds multiple class standings over the course of an aid year; however, for the the purpose of this report, students are reported under one class standing. Student class standing is assigned through a ranking process which first chooses the lowest degree seeking class standing a student held during the aid year, then considers non-degree and non-credit status.

Source: Data Analysis and Institutional Research, www.alaska.edu/ir/

FEBRUARY 2024

Table 1.57 Average Amount of Financial Aid Paid to Alaska Education Grant (AEG) Recipients in Aid Year 2022-23
(Continued on next page)

Aid Type	Aid Detail	Average Amount in \$						Overall Average	Total Disbursed	
		Freshman		Sophomore	Junior	Senior	Graduate			
		1st Time	Cont.							
UA Anchorage Grant	Pell	4,634	4,862	5,154	5,216	5,297		5,037	6,316,609	
	AK Education Grant	1,991	1,835	2,089	2,177	2,165		2,057	2,612,048	
	Other	529	427	444	519	509		486	274,848	
	Loan	Alaska Supplemental		7,897	8,437	5,863	11,165		8,036	56,251
		Stafford (Sub)	2,735	3,061	3,827	4,112	3,955		3,665	1,465,981
		Stafford (Unsub)	3,110	4,427	4,637	5,432	5,819		4,907	1,555,555
		Other		16,275	8,474	7,791	6,237		9,096	100,058
	Scholarship	UA Scholars	2,611	2,063	2,700	2,824	2,500		2,598	213,000
		Alaska Performance	2,958	2,849	2,908	3,668	2,883		3,027	641,752
		UA Foundation*	1,353	3,322	2,039	3,043	4,099		2,775	593,754
		Other	2,727	2,393	2,899	2,664	3,546		2,900	1,409,585
	Other		4,329	2,106	702	4,752	5,616		3,665	54,972
Total		9,931	10,856	12,161	13,199	12,980		11,865	15,294,413	
UA Fairbanks Grant	Pell	5,111	4,635	4,883	4,834	4,881		4,868	3,008,410	
	AK Education Grant	2,164	1,787	2,009	1,933	2,020		1,982	1,234,760	
	Other	778	573	688	476	563		617	210,349	
	Loan	Alaska Supplemental			8,000	4,740			6,370	12,740
		Stafford (Sub)	2,942	3,009	3,761	4,181	3,803		3,550	873,314
		Stafford (Unsub)	2,928	4,503	4,581	4,806	5,280		4,486	865,890
		Other		3,354	1,135	14,887			9,830	49,149
	Scholarship	UA Scholars	2,813	3,000	3,000	2,464	2,750		2,755	135,000
		Alaska Performance	3,324	3,220	3,982	3,334	3,170		3,461	342,675
		UA Foundation*	4,264	12,245	2,965	9,017	7,218		6,682	614,699
		Other	6,292	5,331	4,900	6,052	5,950		5,742	1,475,647
	Other		3,525	1,869	406	2,328	3,094		2,521	83,184
Total		14,560	12,596	14,329	14,435	14,584		14,114	8,905,817	



UNIVERSITY
of ALASKA
Many Traditions One Alaska

* Figures above only include UA Foundation aid reported in the Banner Financial Aid module.

Note: This table reports financial aid paid to students for the fall 2022, spring 2023 and summer 2023 semesters by class standing. A student often holds multiple class standings over the course of an aid year; however, for the purpose of this report, students are reported under one class standing. Student class standing is assigned through a ranking process which first chooses the lowest degree seeking class standing a student held during the aid year, then considers non-degree and non-credit status.

In the above table, University is first determined by where a student receives financial aid, then by a student's University program if no financial aid was awarded. An AEG recipient may receive financial aid from one University while enrolled at another University.

Table 1.57 Average Amount of Financial Aid Paid to Alaska Education Grant (AEG) Recipients in Aid Year 2022-23, Cont.

Aid Type	Aid Detail	Average Amount in \$					Overall Average	Total Distributed	
		Freshman		Sophomore	Junior	Senior			Graduate
		1st Time	Cont.						
UA Southeast Grant	Pell	5,819	3,954	4,754	4,356	4,475	4,602	676,429	
	AK Education Grant	2,655	1,661	2,076	1,815	2,079	2,024	299,601	
	Other	1,000	1,533	1,000	1,375	901	1,086	30,408	
	Loan	Alaska Supplemental Stafford (Sub)	3,464	2,574	3,309	4,421	3,435	3,523	183,181
		Stafford (Unsub)	4,948	2,162	2,245	5,200	6,532	4,681	163,848
		Other							
	Scholarship	UA Scholars	3,000	1,500	2,500			2,500	15,000
		Alaska Performance	2,972	2,081	3,418	4,755	1,783	3,031	30,314
		UA Foundation*	2,300	1,921	3,328	3,718	9,125	4,229	139,554
		Other	4,838	3,618	5,718	5,167	4,307	4,832	159,462
	Other		759	833	1,110	907	1,186	960	39,350
	Total		13,958	7,458	12,200	10,947	13,210	11,429	1,737,146
	UA System Grant	Pell	4,854	4,758	5,052	5,078	5,115	4,976	10,001,448
		AK Education Grant	2,079	1,816	2,064	2,093	2,115	2,037	4,146,409
		Other	646	504	561	524	539	552	515,605
Loan		Alaska Supplemental Stafford (Sub)		7,897	8,219	5,582	11,165	7,666	68,991
		Stafford (Sub)	2,863	3,037	3,790	4,155	3,852	3,624	2,522,476
		Stafford (Unsub)	3,131	4,416	4,481	5,266	5,754	4,770	2,585,293
Scholarship		Other		11,968	6,640	11,339	6,237	9,325	149,207
		UA Scholars	2,700	2,182	2,793	2,661	2,571	2,650	363,000
		Alaska Performance	3,098	2,902	3,256	3,556	2,927	3,161	1,014,741
		UA Foundation*	2,295	4,679	2,400	4,981	5,504	3,976	1,348,007
Other		4,186	3,481	3,958	3,925	4,374	4,033	3,044,693	
Other			2,701	1,498	862	1,942	2,457	1,994	177,506
Total			3,088	3,051	3,231	3,501	3,517	3,290	25,937,377



UNIVERSITY
of ALASKA
Many Traditions One Alaska

* Figures above only include UA Foundation aid reported in the Banner Financial Aid module.

Note: This table reports financial aid paid to students for the fall 2022, spring 2023 and summer 2023 semesters by class standing. A student often holds multiple class standings over the course of an aid year; however, for the purpose of this report, students are reported under one class standing. Student class standing is assigned through a ranking process which first chooses the lowest degree seeking class standing a student held during the aid year, then considers non-degree and non-credit status.

In the above table, University is first determined by where a student receives financial aid, then by a student's University program if no financial aid was awarded. An AEG recipients may receive financial aid from one University while enrolled at another University.