

# FALL ENROLLMENT - UA SCHOLARS

## TABLE OF CONTENTS

Summary	1
Table 1. Cumulative UA Scholar Program Participation	2
Table 2. Eligible UA Scholars and Enrollment at UA, Fall 1999 - 2024	3
Table 3. UA Scholars Headcount by New/Other and Academic Organization, 5 Year Trend	4
Table 4. UA Scholars Headcount and Credit Hours by Class Standing and Academic Organization, Fall 2024	5
Table 5. UA Scholars Headcount by Degree Seeking Status and Academic Organization, Fall 2024	6
Table 6. UA Scholars Headcount by University and Program Discipline, Fall 2024	7
Table 7. Top Majors at Any Degree Level of UA Scholars by University, Fall 2024	8
Table 8. UA Scholar Developmental Course Enrollment by Subject, 5 Year Trend	9
Table 9. First-Time Freshman UA Scholar Developmental Course Enrollment by Subject, 5 Year Trend	9
Table 10. UA Scholars Headcount by Ethnicity, Race and Academic Organization, Fall 2024	10



UNIVERSITY  
*of* ALASKA

---

*Many Traditions One Alaska*

## Summary: UA Scholars Award Recipients

The UA Scholars program is a four-year scholarship funded solely by the University of Alaska through its land endowment. This program was designed to help reduce the number of top Alaska high school graduates who leave the state for higher education. The program provides partial payment of tuition and fees at any UA campus. For a student attending full-time, the UA Scholars award totals \$15,000 distributed as \$1,875 payments per semester for eight semesters<sup>1</sup>. To maintain eligibility, a student must maintain a minimum 2.5 GPA and complete at least 24 credits during the first year and at least 30 credits per year thereafter<sup>2</sup>.

In Fall 2024, 293 new UA Scholars enrolled in the UA System, representing about 30 percent of the eligible top 10 percent of Alaska high school graduates (Table 2). Since the program began in Fall 1999, a cumulative total of 10,772 UA Scholars have attended UA (Table 1).

A total of 1,232 UA Scholars enrolled in Fall 2024 (Table 3). Most of this group was seeking a bachelor's degree (993; 81 percent). About 2 percent were attending as non-degree seekers (26) and 12 percent (144) were pursuing a 2-year or shorter program. The remaining 6 percent of students (69) were pursuing graduate level programs (Table 5).

Four program areas accounted for over half of all UA Scholar majors in Fall 2024: Health (189 students, 15 percent); Business and Public Administration (181 students, 15 percent); Engineering (163 students, 13 percent); and Math, Physical and Life Sciences (163 students, 13 percent) (Table 6).

The top major for UA Scholars was Nursing/Pre-major Nursing (89 students) at UA Anchorage, Biological Sciences (67 students) at UA Fairbanks, and Elementary Education (8 students) at UA Southeast (Table 7).



UNIVERSITY  
*of* ALASKA  

---

*Many Traditions One Alaska*

<sup>1</sup> <https://www.alaska.edu/scholars/program-overview/index.php>

<sup>2</sup> <https://www.alaska.edu/scholars/Student-Handbook-Current.php>

Table 1. Cumulative UA Scholar Program Participation

Term	New Recipients	Cumulative Recipients
Prior to Fall 2013		6,257
Fall 2013	456	6,713
Spring 2014	26	6,739
Fall 2014	429	7,168
Spring 2015	26	7,194
Fall 2015	422	7,616
Spring 2016	19	7,635
Summer 2016	3	7,638
Fall 2016	437	8,075
Spring 2017	26	8,101
Fall 2017	413	8,514
Spring 2018	16	8,530
Fall 2018	373	8,903
Spring 2019	20	8,923
Fall 2019	322	9,245
Spring 2020	19	9,264
Summer 2020	1	9,265
Fall 2020	289	9,554
Spring 2021	32	9,586
Fall 2021	266	9,852
Spring 2022	29	9,881
Summer 2022	2	9,883
Fall 2022	250	10,133
Spring 2023	29	10,162
Summer 2023	2	10,164
Fall 2023	294	10,458
Spring 2024	21	10,479
Fall 2024	293	10,772

Since the UA Scholar program began in Fall 1999, a cumulative total of nearly 10,800 students have enrolled and received a UA Scholar distribution from the University of Alaska through Fall semester 2024. This illustrates the overall impact this program has had on Alaska and its residents.



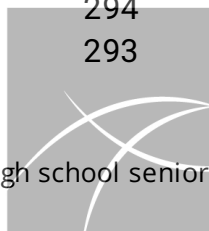
Note: The UA Scholars Award is a four-year scholarship, totaling \$15,000, awarded to the top 10 percent of graduating seniors from qualified Alaska high schools who enroll anywhere in the University of Alaska system. Effective beginning in Fall 2024, the total UA Scholars award increased from \$12,000 to \$15,000. 'New' includes any UA Scholar who received a UA Scholar distribution for the first time in the reported term. 'Cumulative' is the sum of all paid UA Scholars from previous terms through the reported term.

Source: Data Analysis and Institutional Research, [www.alaska.edu/ir/](http://www.alaska.edu/ir/)

Table 2. Eligible UA Scholars and Enrollment at UA, Fall 1999 - 2024

Fall Term	Eligible	Attend UA	Percent Attending UA
1999	813	271	33%
2000	879	349	40%
2001	904	392	43%
2002	924	377	41%
2003	973	459	47%
2004	969	431	44%
2005	949	421	44%
2006	1,006	411	41%
2007	1,039	416	40%
2008	1,025	434	42%
2009	1,072	463	43%
2010	1,077	473	44%
2011	1,027	443	43%
2012	1,070	434	41%
2013	1,033	456	44%
2014	1,022	429	42%
2015	1,001	422	42%
2016	996	437	44%
2017	1,003	413	41%
2018	1,011	373	37%
2019	977	322	33%
2020	963	289	30%
2021	944	266	28%
2022	966	250	26%
2023	965	294	30%
2024	992	293	30%

In Fall 2024, 30 percent of graduating Alaska high school seniors who were eligible for the UA Scholars program attended UA.



UNIVERSITY  
*of* ALASKA  


---

*Many Traditions One Alaska*

Note: The UA Scholars Award is a four-year scholarship, totaling \$15,000, awarded to the top 10 percent of graduating seniors from qualified Alaska high schools who enroll in the University of Alaska system. Effective beginning in Fall 2024, the total UA Scholars award received its third increase from \$12,000 to \$15,000.

Source: Data Analysis and Institutional Research, [www.alaska.edu/ir/](http://www.alaska.edu/ir/)

Table 3. UA Scholars Headcount by New/Other and Academic Organization, 5 Year Trend

	Fall 2020			Fall 2021			Fall 2022			Fall 2023			Fall 2024		
	Other		Total	New		Other	Total	New		Other	Total	New		Other	Total
	New Paid	Enrolled		Paid	Enrolled			Paid	Enrolled			Paid	Enrolled		
Anchorage	140	662	802	132	595	727	120	561	681	140	529	669	138	505	643
Kenai	41	89	130	18	91	109	20	105	125	38	109	147	44	97	141
Kodiak	10	17	27	4	21	25	9	23	32	12	30	42	15	30	45
Mat-Su	31	66	97	25	74	99	21	57	78	34	67	101	37	54	91
PWSC	11	19	30	5	10	15	1	16	17	6	13	19	1	8	9
Fairbanks	117	431	548	111	435	546	96	456	552	121	423	544	117	371	488
UAF CTC	52	104	156	40	120	160	41	130	171	47	130	177	53	93	146
College of Indigenous Studies															
Bristol Bay	4	13	17	2	6	8	1	9	10	4	4	8	3	5	8
Chukchi	2	9	11	2	7	9		3	3	2	6	8	1	1	2
Interior Alaska	1	11	12	4	8	12	2	17	19	1	9	10	1	13	14
Kuskokwim	6	29	35	4	14	18	5	22	27	1	19	20	1	7	8
Northwest	2	8	10	3	7	10	2	9	11		2	2	2	2	2
Rural College	9	32	41	16	49	65	11	51	62	18	49	67	15	43	58
Juneau	12	53	65	12	55	67	12	51	63	12	47	59	13	48	61
Ketchikan	8	30	38	4	42	46	7	34	41	6	25	31	7	23	30
Sitka	7	25	32	4	23	27	3	29	32	8	34	42	5	6	11
UA Anchorage	166	737	903	144	642	786	139	625	764	162	609	771	159	538	697
UA Fairbanks	125	490	615	117	479	596	105	522	627	127	491	618	129	397	526
UA Southeast	16	83	99	15	90	105	13	88	101	13	80	93	17	56	73
UA System	289	1,240	1,529	266	1,152	1,418	250	1,161	1,411	294	1,110	1,404	293	939	1,232

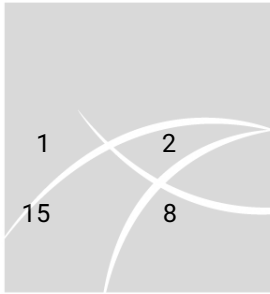


Note: An enrolled student is counted as a UA Scholar for eight years following the student's UA Scholar recruit term. 'New Paid' includes any UA Scholar who received a UA Scholar distribution for the first time in the reported term. 'Other Enrolled' includes any student who received their first UA Scholar distribution prior to the reported term. Reporting level headcount is unduplicated. AO headcount totals add up to more than the University totals and University totals add up to more than the system total. This occurs because it is common for students to enroll at more than one AO or University, therefore some students would be double counted if headcounts are summed across AOs and Universities.

Source: Data Analysis and Institutional Research, [www.alaska.edu/ir/](http://www.alaska.edu/ir/)

Table 4. UA Scholars Headcount and Credit Hours by Class Standing and Academic Organization, Fall 2024

	Headcount										Total	Credit Hours
	Freshman		Sophomore	Junior	Senior	Licensure	Master's	Doctorate	UA DS	NDS		
	1st Time	Cont.										
Anchorage	134	53	118	113	149		26	1	31	18	643	6,993
Kenai	5		1	1					132	1	140	685
Kodiak	1	1	2						41		45	175
Mat-Su	6	3	4						76	2	91	520
PWSC	1		1						7		9	32
Troth Yeddha' College of Indigenous Studies	103	21	82	98	103		31	3	43	4	488	5,441
Bristol Bay									8		8	9
Chukchi									1		1	4
Interior Alaska									14		14	49
Kuskokwim									8		8	27
Northwest									2		2	8
Rural College									57	1	58	247
UAF CTC	20	4	7	1	2				112		146	753
Juneau	11	4	13	15	8		2		7	1	61	553
Ketchikan									30		30	159
Sitka	1								10		11	48
UA Anchorage	160	58	131	118	149		27	1	33	20	697	8,405
UA Fairbanks	127	27	94	102	111		31	4	25	5	526	6,551
UA Southeast	12	4	17	16	8		2		13	1	73	760
UA System	300	90	243	238	269		61	5		26	1,232	15,716



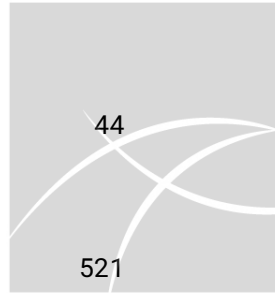
UNIVERSITY  
of ALASKA  
*Many Traditions One Alaska*

Note: An enrolled student is counted as a UA Scholar for eight years following the student's UA Scholar recruit term. The credit hours of a degree-seeking student enrolled in courses offered by the student's program AO are reported at the degree level of the student's program (for example at the baccalaureate level). UA degree seeking (UA DS) students taking courses from an AO other than their program AO are reported at the UA DS level. Credit hours taken by non-degree seeking students are reported at the non-degree seeking (NDS) level. Reporting level headcount is unduplicated and headcount includes students who audit credit courses. AO headcount for UA DS and NDS totals add up to more than University totals and University headcounts add up to more than the system total. This occurs because it is common for students to be concurrently enrolled at multiple AOs and/or multiple Universities in the the same semester. Therefore, some students would be double counted if headcounts were summed across AOs and Universities.

Source: Data Analysis and Institutional Research, [www.alaska.edu/ir/](http://www.alaska.edu/ir/)

Table 5. UA Scholars Headcount by Degree Seeking Status and Academic Organization, Fall 2024

	Certificate	Associate (AAS)	Associate (AA)	Bachelor's	Licensure	Master's	Doctorate	UA Degree Seeking	Non-Degree Seeking	Total
Anchorage	4	53	6	501	4	25	1	31	18	643
Kenai		6	2					132	1	141
Kodiak		2	2					41		45
Mat-Su	1	5	7					76	2	91
PWSC		1	1					7		9
Troth Yeddha' College of Indigenous Studies				407		31	3	43	4	488
Bristol Bay								8		8
Chukchi								2		2
Interior Alaska								14		14
Kuskokwim								8		8
Northwest								2		2
Rural College								57	1	58
UAF CTC	10	20	4					112		146
Juneau	1	3	3			2		7	1	61
Ketchikan								30		30
Sitka	1							10		11
UA Anchorage	5	69	18	521	5	25	1	33	20	697
UA Fairbanks	10	22	9	420		31	4	25	5	526
UA Southeast	2	3	6	46		2		13	1	73
UA System	17	94	33	993	5	59	5		26	1,232



UNIVERSITY  
of ALASKA

*Many Traditions One Alaska*

Note: An enrolled student is counted as a UA Scholar for eight years following the student's UA Scholar recruit term. Within the UA System every student is admitted into one program uniquely defined by AO, degree and major, thus determining the student status to be UA degree seeking (UA DS) or non-degree seeking (NDS). When reporting at the University level, degree-seeking status for students enrolled at multiple AOs within a University is counted only once and is classified by the student's highest degree status at the University. Degree status at the system level for students enrolled at multiple Universities is counted only once and is classified by the student's highest University degree status within the system. Students pursuing a degree at an AO or University other than the one at which they are taking courses are reported as UA degree seeking (UA DS). Students who are not pursuing a degree at any campus within the UA System are reported as non-degree seeking (NDS) students. A licensure degree seeking status does not imply that class standing is licensure. Certificate includes OEC, 1-Year and 2-Year degree programs.

Source: Data Analysis and Institutional Research, [www.alaska.edu/ir/](http://www.alaska.edu/ir/)

Table 6. UA Scholars Headcount by University and Program Discipline, Fall 2024

Discipline	UA Anchorage	UA Fairbanks	UA Southeast	UA System
Business and Public Administration	96	88	9	181
Computer and Information Science	29	38		65
Education	14	31	10	50
Engineering	80	87		163
Foreign Languages	4	20	1	23
Health	180	9		189
Letters, Comm., and Philosophy	55	43	20	110
Math, Physical and Life Sciences	69	97	7	163
Natural Resources	2	20	7	25
Social Sciences	61	34	8	97
Visual and Performing Arts	21	29	2	48
Vocational Education	49	14	4	64
Interdisciplinary Studies	17	11	4	28
Undeclared	20	5	1	26
<b>Total</b>	<b>697</b>	<b>526</b>	<b>73</b>	<b>1,232</b>



UNIVERSITY  
*of* ALASKA  


---

*Many Traditions One Alaska*

Note: Degree programs are classified into disciplines based on Classification of Instructional Programs (CIP) codes.

Source: Data Analysis and Institutional Research, [www.alaska.edu/ir/](http://www.alaska.edu/ir/)



Table 7. Top Majors at Any Degree Level of UA Scholars by University, Fall 2024

UA Anchorage		UA Fairbanks		UA Southeast	
Nursing/Pre-Major Nursing	89	Biological Sciences	67	Elementary Education	8
Biological Sciences	40	Business Administration	30	Bachelor Intended	7
Accounting	36	Computer Science	28	Social Science	7
Mechanical Engineering	34	Civil Engineering	24	English	6
Psychology	29	Mechanical Engineering	22	Marine Biology	6
Computer Science	27	Psychology	21	Business Administration	5
Health Sciences	26	Elementary Education	17	General Program	4
Management	21	Accounting	16	Environmental Science	2
Civil Engineering	18	Art	14	Environmental Studies	2
Electrical Engineering	18	Electrical Engineering	14	General Science	2

The academic programs listed above account for 49 percent of UA Scholars enrolled at UAA, 48 percent of those enrolled at UAF and 67 percent at UAS.



UNIVERSITY  
*of* ALASKA  


---

*Many Traditions One Alaska*

Note: An enrolled student is counted as a UA Scholar for eight years following the student's UA Scholar recruit term, regardless of remaining eligibility or whether they receive UA Scholars funding that semester. Majors listed above have been identified by university registrars as open for admission and enrollment and leading to a credential.

Source: Data Analysis and Institutional Research, [www.alaska.edu/ir/](http://www.alaska.edu/ir/)

Table 8. UA Scholar Developmental Course Enrollment by Subject, 5 Year Trend

	Fall Semester					% Change	
	2020	2021	2022	2023	2024	2020-2024	2023-2024
Developmental English	6	17	10	6	6	0.0	0.0
Developmental Math	23	23	30	43	53	130.4	23.3
Developmental Math &/or English	28	34	38	47	54	92.9	14.9

Table 9. First-Time Freshman UA Scholar Developmental Course Enrollment by Subject, 5 Year Trend

	Fall Semester					% Change	
	2020	2021	2022	2023	2024	2020-2024	2023-2024
Developmental English	6	12	8	4	4	-33.3	0.0
Developmental Math	11	16	23	29	40	263.6	37.9
Developmental Math &/or English	16	23	29	32	40	150.0	25.0



UNIVERSITY  
of ALASKA  
*Many Traditions. One Alaska*

Note: Developmental courses provide basic or supplemental preparation for introductory college courses and are available in several areas, with math and English making up the vast majority of courses taken. Developmental coursework is not applicable to transcripted certificates or to associate, baccalaureate, or graduate degrees, even by petition. Headcount includes students who audit credit courses. Headcount is unduplicated at the reporting level. So, a student taking a developmental math course and a developmental English course is counted only once in the "Developmental math or English" category. Developmental math courses are those with the subject code of DEVM or MATH, with a course number between 050 and 099. Developmental English courses are those with the subject code of DEVE, WRTG, and PREP, with a course number between 050 and 099. A first-time freshman is a degree seeking student enrolled in the first semester of an undergraduate degree program. Transfer undergraduate, graduate and non-degree students are not considered first-time freshmen, by definition. An enrolled student is counted as a UA Scholar for eight years following the student's UA Scholar recruit term, regardless of remaining eligibility or whether they receive UA Scholars funding that semester.

Source: Data Analysis and Institutional Research, [www.alaska.edu/ir/](http://www.alaska.edu/ir/)

Table 10. UA Scholars Headcount by Ethnicity, Race and Academic Organization, Fall 2024

	Ethnicity		Race						Total
	Non-Hispanic	Hispanic	Alaska Native / American Indian	Hawaiian Native / Pacific Islander	Asian	Black	White	Other	
Anchorage	50	593	87	18	182	19	303	34	643
Kenai	10	131	15	4	37	5	73	7	141
Kodiak	6	39	9	1	14	2	15	4	45
Mat-Su	7	84	9	1	16		52	11	89
PWSC	2	7	3		1		5		9
Troth Yeddha'	33	455	76	1	41	10	322	38	488
UAF CTC	12	134	39		9	3	83	12	146
College of Indigenous Studies									
Bristol Bay	1	7	4				4		8
Chukchi		2	2						2
Interior Alaska	2	12	3		2		7	2	14
Kuskokwim		8	6				2		8
Northwest		2					1	1	2
Rural College	1	57	24		4	2	26	2	58
Juneau	5	56	15	1	4	2	37	2	61
Ketchikan	1	29	9		4		16	1	30
Sitka		11	2			1	6	2	11
UA Anchorage	58	639	91	19	188	21	339	39	697
UA Fairbanks	33	493	96	1	42	10	338	39	526
UA Southeast	5	68	19	1	5	3	42	3	73
UA System	94	1,138	199	20	228	30	678	77	1,232
Percent of Total	7.6	92.4	16.2	1.6	18.5	2.4	55.0	6.3	100.0

Note: An enrolled student is counted as a UA Scholar for eight years following the student's UA Scholar recruit term. Each student voluntarily reports demographic information. Students are not required to disclose gender, ethnicity or race to participate in post secondary education. University of Alaska utilizes a slightly different compilation methodology for counting gender, race and ethnicity data for institutional use than is required to be reported for federal use. All reporting is based on the same raw data.

Source: Data Analysis and Institutional Research, [www.alaska.edu/ir/](http://www.alaska.edu/ir/)