

FINANCIAL AID

TABLE OF CONTENTS

Summary	1
ALL STUDENTS	
Table 1. Financial Aid Paid to Students in Aid Year 2023-24	3
Table 2. Financial Aid Paid to Students by Aid Year, Five Year Trend	4
Table 3. UA Foundation Student Aid Distributions by Fiscal Year, Five Year Trend	5
Table 4. Financial Aid Awards: Recipient Headcount by Class Standing, University, and Aid Type for Aid Year 2023-24	6
Table 5. Financial Aid Awards: Average Amount Paid (\$) in Aid Year 2023-24 by Recipient Class Standing, University and Aid Type	8
Table 6. Need-Based Financial Aid Aggregate Award Amounts (Thousands of \$) by University and Type in Aid Year, Five Year Trend	10
UA SCHOLARS	
Table 7. Financial Aid Paid to UA Scholars by Class Standing, University Program and Type, Aid Year 2023-24	12
Table 8. Average Amount of Financial Aid Paid to UA Scholars in Aid Year 2023-24	14
ALASKA PERFORMANCE SCHOLARSHIP RECIPIENTS	
Table 9. Financial Aid Paid to Alaska Performance Scholarship (APS) Recipients: Headcount by Class Standing, University Program and Aid Type Aid Year 2023-24	16
Table 10. Average Amount of Financial Aid Paid to Alaska Performance Scholarship (APS) Recipients Aid Year 2023-24	18
ALASKA EDUCATION GRANT RECIPIENTS	
Table 11. Financial Aid Paid to Alaska Education Grant (AEG) Recipients by Class Standing, University Program and Type in Aid Year 2023-24	20
Table 12. Average Amount of Financial Aid Paid to Alaska Education Grant (AEG) Recipients in Aid Year 2023-24	22

Summary: Financial Aid and Costs for All Students

In Aid Year (AY) 2023-24, 10,324 degree-seeking students and 984 non-degree-seeking students received at least one type of financial aid system wide (Table 4). This includes grants, scholarships, loans, and some tuition waivers. Institutional tuition discounts such as the Western Undergraduate Exchange and the Come Home Alaska discount, as well as tuition and fee waivers associated with university employment, are not categorized as financial aid.

Over the last five years, total financial aid distributions to UA students decreased by 11.3 percent (\$12.7 million), from \$111.9 million in AY2019-20 to \$99.3 million in AY2023-24. In the last year, financial aid distributions increased 3.9 percent (\$3.8 million) from \$94.5 million in AY2022-23 to \$99.3 million in AY2023-24. Grant awards increased by 5.2 percent (\$1.1 million) in the last year, while scholarship awards increased 10.6 percent (\$4.3 million). Tuition and fee waivers decreased 61.9 percent (\$1.4 million) in the last year. Federal student financial aid paid to students increased by 1.0 percent (\$470 thousand) in the last year. Financial aid paid to students from private sources increased by 15.5 percent (\$1.1 million) over this same period (Table 2).

To receive financial aid, a student must complete the Free Application for Federal Student Aid (FAFSA) form. Alaska high school seniors complete the FAFSA at the lowest rate in the country, with only 25.8 percent of 2023-24 seniors submitting a complete application by July 2024, a 2.2 percentage point decrease from the previous year's submission rate¹.

Need-based financial aid award amounts have decreased by 8.9 percent (\$2.2 million) since AY2019-20. However, in the last year, these award amounts increased by 5.6 percent (\$1.2 million). This increase was observed at each university, with UAA increasing by 4.5 percent (\$542.3 thousand), UAF by 7.7 percent (\$609.5 thousand), and UAS by 3.9 percent (\$64.2 thousand).



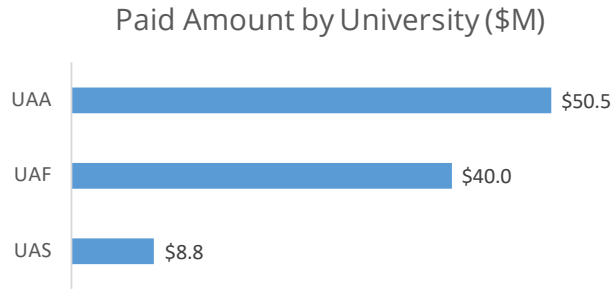
UNIVERSITY
of ALASKA

Many Traditions One Alaska

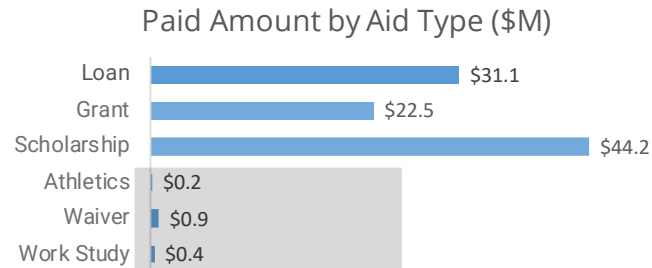
¹ https://national.fafsatracker.com/currentRates?selectedSchoolSelectModel=2&sortBy=current_comp_rate&

Table 1. Financial Aid Paid to Students in Aid Year 2023-24

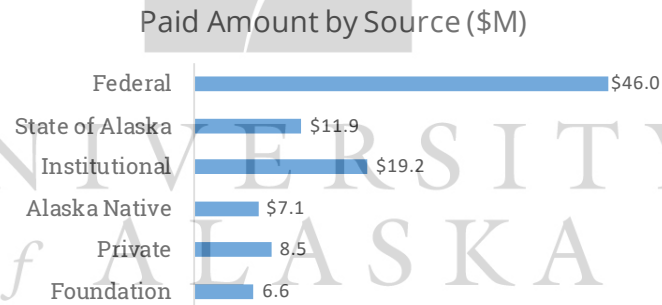
University	Paid Amount (in Thousands of \$)
UAA	50,490.4
UAF	40,006.9
UAS	8,754.0
UA System	99,251.3



Aid Type	Paid Amount (in Thousands of \$)
Loan	31,087.5
Grant	22,491.3
Scholarship	44,194.9
Athletics	185.2
Waiver	881.3
Work Study	411.2
UA System	99,251.3



Aid Source	Paid Amount (in Thousands of \$)
Federal	45,953.3
State of Alaska	11,940.7
Institutional	19,237.4
Alaska Native	7,068.1
Private	8,488.5
Foundation	6,563.3
UA System	99,251.3



Many Traditions One Alaska

Note: An aid year consists of consecutive fall, spring and summer semesters.
 Source: UA Data Analysis and Institutional Research, www.alaska.edu/ir/

Table 2. Financial Aid Paid to Students by Aid Year, Five Year Trend

	2019-20	2020-21	2021-22	2022-23	2023-24	1-Year Change	5-Year Change
(in Thousands of \$)							
University							
UA Anchorage	64,945.1	59,353.0	60,121.3	48,562.7	50,490.4	4.0%	-22.3%
UA Fairbanks	38,577.6	36,585.3	43,086.4	38,867.1	40,006.9	2.9%	3.7%
UA Southeast	8,384.3	9,014.8	9,485.5	8,061.9	8,754.0	8.6%	4.4%
UA System	111,906.9	104,953.1	112,693.2	95,491.7	99,251.3	3.9%	-11.3%
Aid Type							
Loan	42,112.5	36,099.3	32,593.6	31,220.8	31,087.5	-0.4%	-26.2%
Grant	29,090.5	27,717.6	35,986.7	21,385.0	22,491.3	5.2%	-22.7%
Scholarship	36,398.1	39,748.9	38,635.1	39,943.7	44,194.9	10.6%	21.4%
Athletics			883.0	189.4	185.2	-2.3%	
Waiver	579.1	1,013.9	4,232.0	2,312.2	881.3	-61.9%	52.2%
Work Study	375.9	287.9	362.8	440.5	411.2	-6.7%	9.4%
UA System	108,556.2	104,867.5	112,693.2	95,491.7	99,251.3	3.9%	-8.6%
Aid Source							
Federal	62,532.0	55,327.4	62,243.8	45,481.5	45,953.3	1.0%	-26.5%
State of Alaska	14,564.7	14,276.4	13,602.9	12,307.9	11,940.7	-3.0%	-18.0%
Institutional	14,670.4	15,724.9	18,140.6	17,682.2	19,237.4	8.8%	31.1%
Alaska Native	8,810.2	9,115.9	8,422.3	6,775.0	7,068.1	4.3%	-19.8%
Private	6,952.7	5,599.6	5,167.8	7,350.7	8,488.5	15.5%	22.1%
UA Foundation*	4,376.9	4,909.1	5,115.6	5,894.4	6,563.3	11.3%	50.0%
UA System	111,906.9	104,953.1	112,693.2	95,491.7	99,251.3	3.9%	-11.3%



UNIVERSITY
of ALASKA

Many Traditions One Alaska

Note: *Figures above only include UA Foundation Aid reported in the Banner Financial Aid module. Total financial aid reported by the UA Foundation is in Table 4.14. Due to rounding, university totals may not add exactly.

Source: UA Data Analysis and Institutional Research, www.alaska.edu/ir/

Table 3. UA Foundation Student Aid Distributions by Fiscal Year, Five Year Trend

	FY19	FY20	FY21	FY22	FY23	% Change FY19-FY23
	(in Thousands of \$)					
UA Anchorage	796.9	1,222.7	1,239.8	1,346.7	1,740.4	118.4
UA Fairbanks	1,368.5	1,746.8	2,191.7	2,522.7	2,120.9	55.0
UA Southeast	142.0	158.8	259.8	297.6	309.7	118.1
UA Statewide	399.2	527.0	581.7	649.9	811.9	103.4
UA System	2,706.6	3,655.3	4,273.0	4,819.9	4,982.9	84.1



UNIVERSITY
of ALASKA

Many Traditions One Alaska

Note: Total UA Foundation Student Aid is calculated according to financial statement requirements, so is defined differently than for internal UA operations and includes aid not booked in the Banner Financial Aid module. For example, UA Foundation reporting includes stipend travel awards to students as part of a fellowship, while the university operational definition reports this expenditure under 'Travel' rather than student aid. Due to rounding, university totals may not add exactly.

Source: UA Foundation Annual Report

Table 4. Financial Aid Awards: Recipient Headcount by Class Standing, University, and Aid Type for Aid Year 2023-24
(Continued on next page)

Aid Type/Detail	Class Standing						Total DS	NDS
	Freshman		Sophomore	Junior	Senior	Graduate		
	1st Time	Cont.						
UA Anchorage								
Grant								
Pell Grant	515	531	443	365	438		2,292	
AK Education Grant	265	282	242	228	293		1,310	
Other Grants	176	160	112	108	95		651	
Loan								
Alaska Supp. Loans	4	4	3	8	11	1	31	
Stafford Loans (subsidized)	179	296	272	232	345		1,324	
Stafford Loans (unsubsidized)	202	281	267	219	312	161	1,442	
Other Loans	34	22	22	23	37	70	208	2
Scholarship								
UA Scholars	152	50	91	81	94		468	
Alaska Performance Scholarship	268	122	298	268	198	11	1,165	
UA Foundation*	315	116	234	197	232	50	1,144	9
Other Scholarships	622	411	515	507	736	343	3,134	603
Other FA								
Waivers/Work Study	32	36	15	14	18	4	119	17
Total	1,131	1,008	1,064	914	1,225	444	5,786	627
UA Fairbanks								
Grant								
Pell Grant	328	296	316	259	355		1,554	
AK Education Grant	112	110	135	97	158		612	
Other Grants	75	77	85	57	94	11	399	34
Loan								
Alaska Supp. Loans	8	3	1	3	13		28	
Stafford Loans (subsidized)	172	150	185	160	237	3	907	2
Stafford Loans (unsubsidized)	195	147	196	162	247	141	1,088	3
Other Loans	26	21	30	21	16	11	125	1
Scholarship								
UA Scholars	126	21	74	73	73	2	369	
Alaska Performance Scholarship	191	56	179	174	149	7	756	
UA Foundation*	134	60	92	115	219	106	726	32
Other Scholarships	531	239	407	336	475	163	2,151	56
Other FA								
Waivers/Work Study	7	8	15	6	15	13	64	30
Total	760	517	709	598	847	363	3,794	151



* Figures above only include UA Foundation aid reported in the Banner Financial Aid module. Total financial aid reported by the UA Foundation is in Table 4.14.

Note: This table reports financial aid paid for Aid Year 2023-24, consisting of Fall 2023, Spring 2024, and Summer 2024 semesters, by class standing. Students who held more than one class standing during the aid year are assigned the lowest degree-seeking (DS) class standing a student held during the aid year. Post undergraduate licensure program participants may still be eligible for subsidized Stafford Loans despite their UA class standing of graduate. Non-degree seeking (NDS) includes exchange students who are degree-seeking at their own institution and taking a full-time course load, as well as students granted retroactive admission to a degree program.

Source: UA Data Analysis and Institutional Research, www.alaska.edu/ir/

Table 4. Financial Aid Awards: Recipient Headcount by Class Standing, University, and Aid Type for Aid Year 2023-24, Cont.

Aid Type/Detail	Class Standing						Total DS	NDS
	Freshman		Sophomore	Junior	Senior	Graduate		
	1st Time	Cont.						
UA Southeast								
Grant								
Pell Grant	61	63	53	55	58		290	2
AK Education Grant	31	33	32	29	25		150	
Other Grants	12	22	13	17	11	10	85	36
Loan								
Alaska Supp. Loans								
Stafford Loans (subsidized)	24	38	43	35	37		177	
Stafford Loans (unsubsidized)	22	36	39	44	40	73	254	
Other Loans	6	15	11	10	7	18	67	
Scholarship								
UA Scholars	11	2	11	8	5		37	
Alaska Performance Scholarship	29	12	21	36	13	1	112	1
UA Foundation*	28	23	24	26	36	5	142	54
Other Scholarships	69	41	42	55	71	57	335	100
Other FA								
Waivers/Work Study	40	40	56	51	35	4	226	26
Total	146	152	135	140	152	136	861	209
UA System								
Grant								
Pell Grant	903	887	811	675	851		4,127	2
AK Education Grant	408	424	409	353	476		2,070	
Other Grants	263	257	210	182	200	21	1,133	70
Loan								
Alaska Supp. Loans								
Stafford Loans (subsidized)	374	482	500	426	618	3	2,403	2
Stafford Loans (unsubsidized)	419	461	502	424	597	375	2,778	3
Other Loans	66	58	63	54	60	99	400	3
Scholarship								
UA Scholars	289	73	176	162	172	2	874	
Alaska Performance Scholarship	488	190	498	476	359	19	2,030	1
UA Foundation*	475	198	350	336	485	161	2,005	95
Other Scholarships	1,216	687	952	888	1,266	552	5,561	757
Other FA								
Waivers/Work Study	79	84	86	71	68	21	409	73
Total	2,021	1,660	1,892	1,629	2,193	929	10,324	984



* Figures above only include UA Foundation aid reported in the Banner Financial Aid module. Total financial aid reported by the UA Foundation is in Table 4.14.

Note: This table reports financial aid paid for Aid Year 2023-24, consisting of Fall 2023, Spring 24, and Summer 23 semesters, by class standing. Students who held more than one class standing during the aid year are assigned the lowest degree-seeking (DS) class standing a student held during the aid year. Post undergraduate licensure program participants may still be eligible for subsidized Stafford Loans despite their UA class standing of graduate. Non-degree seeking (NDS) includes exchange students who are degree-seeking at their own institution and taking a full-time course load, as well as students granted retroactive admission to a degree program.

Table 5. Financial Aid Awards: Average Amount Paid (\$) in Aid Year 2023-24 by Recipient Class Standing, University and Aid Type
(Continued on next page)

Aid Type	Aid Detail	Average if Received (\$)							Total Disbursed (\$)
		Freshman		Sophomore	Junior	Senior	Graduate	NDS	
		1st Time	Cont.						
UA Anchorage									
Grant									
	Pell Grants	3,966	3,887	4,173	4,447	4,329			9,474,111
	AK Education Grant	2,095	1,875	1,986	2,144	2,202			2,698,785
	Other Grants	705	694	638	764	721			457,500
Loan									
	Alaska Supp. Loans	9,625	8,673	13,583	7,798	9,978	10,000		296,079
	Stafford Loans (Sub.)	2,959	2,907	3,714	4,210	4,003			4,757,810
	Stafford Loans (Unsub.)	3,769	4,222	4,442	5,284	5,581	15,562		8,537,751
	Other Loans	13,573	10,920	11,726	10,825	16,373	12,824	7,137	2,726,452
Scholarship									
	UA Scholars	2,635	2,550	2,736	2,889	2,505			1,246,500
	Alaska Perf. Scholarship	3,374	2,561	3,172	3,691	3,562	2,729		3,886,263
	UA Foundation*	1,493	2,926	2,362	2,757	2,503	2,261	2,794	2,624,537
	Other Scholarships	3,621	3,327	3,663	3,681	3,894	5,059	2,353	13,392,021
Other FA									
	Waivers/Work Study	3,041	1,923	2,299	3,966	5,189	5,660	1,176	392,599
	Total	7,637	7,184	8,048	9,111	8,921	11,969	2,358	50,490,408
UA Fairbanks									
Grant									
	Pell Grants	4,121	3,904	4,315	4,201	4,496			6,554,868
	AK Education Grant	2,360	2,114	2,046	2,203	2,201			1,334,404
	Other Grants	817	778	842	871	885	1,755	609	365,724
Loan									
	Alaska Supp. Loans	12,311	9,551	12,400	8,758	9,473			288,967
	Stafford Loans (Sub.)	2,937	2,903	3,405	3,868	3,860	3,660	3,464	3,122,363
	Stafford Loans (Unsub.)	3,433	4,016	4,259	5,209	5,687	13,681	6,571	6,291,873
	Other Loans	13,713	15,772	13,048	14,032	16,288	11,127	6,500	1,763,389
Scholarship									
	UA Scholars	2,762	2,786	2,838	2,918	2,753	2,250		1,035,000
	Alaska Perf. Scholarship	3,365	2,951	3,633	3,899	3,873	2,802		2,733,335
	UA Foundation*	4,371	3,384	3,357	5,773	5,112	3,263	2,045	3,292,252
	Other Scholarships	6,341	4,499	5,520	5,541	5,601	7,592	1,460	12,530,601
Other FA									
	Waivers/Work Study	4,354	6,496	4,177	5,657	3,787	11,132	10,453	694,153
	Total	10,896	8,487	9,955	11,014	11,034	10,562	3,408	40,006,929



* Figures above only include UA Foundation aid reported in the Banner Financial Aid module. Total financial aid reported by the UA Foundation is in Table 4.14.

Note: This table reports the average amount of financial aid paid by type of aid (when paid amount >\$0) for Aid Year 2023-24, consisting of Fall 23, Spring 24, and Summer 24 semesters, by class standing. Students who held more than one class standing during the aid year are assigned the lowest degree-seeking (DS) class standing a student held during the aid year. Post undergraduate licensure program participants may still be eligible for subsidized Stafford Loans despite their UA class standing of graduate. Non-degree seeking (NDS) includes exchange students who are degree-seeking at their own institution and taking a full-time course load, as well as students granted retroactive admission to a degree program.

Table 5. Financial Aid Awards: Average Amount Paid (\$) in Aid Year 2023-24 by Recipient Class Standing, University and Aid Type, Cont.

Aid Type	Aid Detail	Average if Received (\$)							Total Disbursed (\$)
		Freshman		Sophomore	Junior	Senior	Graduate	NDS	
		1st Time	Cont.						
UA Southeast									
Grant									
	Pell Grants	3,861	4,010	4,340	4,716	3,631		925	1,189,955
	AK Education Grant	1,871	1,795	2,039	2,190	1,960			295,000
	Other Grants	1,429	1,375	1,068	1,115	1,070	876	560	120,919
Loan									
	Alaska Supp. Loans								1,828,316
	Stafford Loans (Sub.)	2,704	3,156	3,980	4,190	3,620		177	837,925
	Stafford Loans (Unsub.)	2,354	4,693	3,783	4,840	6,080	13,752	254	93,000
	Other Loans	10,231	18,898	13,772	11,403	11,851	8,033	67	402,994
Scholarship									
	UA Scholars	2,727	3,000	2,591	2,250	2,100		37	2,314,892
	Alaska Perf. Scholarship	3,392	3,121	3,736	3,979	3,269	1,189	112	390,924
	UA Foundation*	2,992	3,628	2,414	4,157	4,773	11,950	142	8,753,987
	Other Scholarships	4,320	4,473	5,239	5,454	7,728	11,022	335	17,218,934
Other FA									
	Waivers/Work Study	1,504	1,806	1,804	1,633	1,438	1,815	226	944,144
	Total	7,254	8,533	9,373	10,486	10,232	13,630	861	8,753,987
UA System									
Grant									
	Pell Grants	4,020	3,915	4,244	4,401	4,351		925	17,218,934
	AK Education Grant	2,151	1,935	2,010	2,170	2,189			4,328,189
	Other Grants	770	783	747	830	817	1,337	584	944,144
Loan									
	Alaska Supp. Loans	11,416	9,049	13,287	8,060	9,704	10,000		585,046
	Stafford Loans (Sub.)	2,940	2,937	3,623	4,090	3,932	3,660	3,464	8,516,710
	Stafford Loans (Unsub.)	3,538	4,220	4,319	5,222	5,677	14,503	6,571	16,657,940
	Other Loans	13,324	14,740	12,713	12,179	15,823	11,765	6,924	5,327,765
Scholarship									
	UA Scholars	2,694	2,630	2,770	2,870	2,599	2,250		2,374,500
	Alaska Perf. Scholarship	3,371	2,711	3,361	3,804	3,691	2,675	1,783	7,022,592
	UA Foundation*	2,399	3,161	2,627	3,914	3,860	3,222	1,782	6,560,312
	Other Scholarships	4,866	3,822	4,572	4,536	4,799	6,524	2,163	28,237,514
Other FA									
	Waivers/Work Study	2,379	2,303	2,304	2,433	2,949	8,315	4,797	1,477,677
	Total	8,895	7,787	8,925	10,056	9,954	11,843	2,285	99,251,324



* Figures above only include UA Foundation aid reported in the Banner Financial Aid module. Total financial aid reported by the UA Foundation is in Table 4.14.
 Note: This table reports the average amount of financial aid paid by type of aid (when paid amount >\$0) for Aid Year 2023-24, consisting of Fall 23, Spring 24, and Summer 24 semesters, by class standing. Students who held more than one class standing during the aid year are assigned the lowest degree-seeking (DS) class standing a student held during the aid year. Post undergraduate licensure program participants may still be eligible for subsidized Stafford Loans despite their UA class standing of graduate. Non-degree seeking (NDS) includes exchange students who are degree-seeking at their own institution and taking a full-time course load, as well as students granted retroactive admission to a degree program.

Table 6. Need-Based Financial Aid Aggregate Award Amounts (Thousands of \$) by University and Type in Aid Year, Five Year Trend
(Continued on next page)

Aid Source	Aid Detail	Aid Year					% Change Aid Year 2019-20 to 2023-24	
		2019-20	2020-21	2021-22	2022-23	2023-24		
		(in Thousands of \$)						
UA Anchorage	State	Alaska Advantage Grant	2,513.8	2,733.5	2,518.8	2,612.0	2,698.8	7.4
	Federal	Pell Grant	12,424.6	9,845.0	8,681.5	9,062.3	9,474.1	-23.7
		SEOG Grant	315.7	656.7	439.8	411.9	457.5	44.9
		Gear Up Scholarship	5.2					-100.0
		Work Study						
	Institutional	Work Study	6.2	9.2		1.8		-100.0
		Other						
Private	Gates Millenium Scholarship	45.7					-100.0	
Total UA Anchorage		15,311.3	13,244.4	11,640.1	12,088.1	12,630.4	-17.5	
UA Fairbanks	State	Alaska Advantage Grant	1,088.4	1,248.3	1,240.6	1,234.8	1,334.4	22.6
	Federal	Pell Grant	6,214.7	5,461.6	5,553.5	6,036.6	6,554.9	5.5
		SEOG Grant	225.8	379.3	287.9	255.3	276.3	22.4
		Work Study	314.2	282.3	301.0	380.2	349.5	11.3
		UA Grant	267.5	136.0	34.2	37.5	38.7	-85.5
	Institutional	Other Institutional	7.0	5.6				-100.0
Total UA Fairbanks		8,117.6	7,513.2	7,417.1	7,944.4	8,553.9	5.4	



UNIVERSITY
of ALASKA

Many Traditions One Alaska

Note: This table reports need-based, non-loan financial aid awarded in an aid year that includes the Fall, Spring, and Summer semesters. Need-based aid is awarded on the basis of the calculated financial need of a student as determined from the student's Free Application for Federal Student Aid (FAFSA). While Subsidized Stafford Loans are need-based, because the need-based benefits to a student (lower interest rates and no interest accrual during the "grace period") are an avoidance of cost and not a payment to the student, Subsidized Stafford Loans are not included in this table.

Source: Data Analysis and Institutional Research, www.alaska.edu/ir/

Table 6. Need-Based Financial Aid Aggregate Award Amounts (Thousands of \$) by University and Type in Aid Year, Five Year Trend, Cont.

Aid Source	Aid Detail	Aid Year					% Change Aid Year 2019-20 to 2023-24	
		2019-20	2020-21	2021-22	2022-23	2023-24		
		(in Thousands of \$)						
UA Southeast	State	AK Advantage Grant	233.7	283.4	279.0	299.6	295.0	26.2
	Federal	Pell Grant	1,287.0	1,276.4	1,164.2	1,118.2	1,190.0	-7.5
		SEOG Grant	49.4	37.0	22.7	48.3	54.5	10.4
		Work Study	55.6	57.4	62.7	58.4	61.6	10.9
		Institutional	UA Grant	106.9	99.2	100.5	102.4	90.0
Total UA Southeast			1,732.5	1,753.3	1,629.1	1,626.9	1,691.1	-2.4
UA System	State	AK Advantage Grant	3,836.0	4,265.1	4,038.5	4,146.4	4,328.2	12.8
	Federal	Pell Grant	19,926.4	16,583.0	15,399.2	16,217.1	17,218.9	-13.6
		SEOG Grant	590.9	1,073.1	750.3	715.5	788.3	33.4
		Gear Up Scholarship	5.2					-100.0
		Work Study	369.8	339.6	363.7	438.6	411.2	11.2
	Institutional	Work Study	6.2	9.2		1.8		-100.0
		UA Grant	374.4	235.2	134.7	139.9	128.7	-65.6
		Other Institutional	7.0	5.6				-100.0
	Private	Gates Millenium Scholarship						
Total UA System			25,115.7	22,510.9	20,686.3	21,659.4	22,875.4	-8.9



UNIVERSITY
of ALASKA

Many Traditions One Alaska

Note: This table reports need-based, non-loan financial aid awarded in an aid year that includes the Fall, Spring, and Summer semesters. Need-based aid is awarded on the basis of the calculated financial need of a student as determined from the student's Free Application for Federal Student Aid (FAFSA). While Subsidized Stafford Loans are need-based, because the need-based benefits to a student (lower interest rates and no interest accrual during the "grace period") are an avoidance of cost and not a payment to the student, Subsidized Stafford Loans are not included in this table.

Source: Data Analysis and Institutional Research, www.alaska.edu/ir/

Table 7. Financial Aid Paid to UA Scholars by Class Standing, University Program and Type, Aid Year 2023-24
(Continued on next page)

Aid Type	Aid Detail	Headcount								Enrolled UA Scholars, fall of Aid Year	% of Enrolled UA Scholars, Fall of Aid Year
		Freshman		Sophomore	Junior	Senior	Graduate	NDS	Total		
		1st Time	Cont.								
UA Anchorage Grant	Pell	50	23	18	11	21			123	16.1	
	AK Education Grant	25	15	9	6	16			71	9.3	
	Other	15	6	9	6	3			39	5.1	
Loan	Alaska Supplemental Stafford (Sub)	10	3	4	1	8			26	3.4	
	Stafford (Unsub)	10	1	8	2	6			27	3.5	
	Other	1							1	0.1	
Scholarship	UA Scholars	152	50	91	81	94			468	61.3	
	Alaska Performance	71	16	64	69	75			295	38.6	
	UA Foundation*	63	17	48	47	41			216	28.3	
	Other	99	27	62	59	71			318	41.6	
Waivers/Work Study		5		1					6	0.8	
Total		154	50	91	81	94			470	764	
UA Fairbanks											
Grant	Pell	37	8	19	11	9			84	13.4	
	AK Education Grant	18	3	10	6	3			40	6.4	
	Other	5	2	4	1	1			13	2.1	
Loan	Alaska Supplemental Stafford (Sub)	5	3	2		1			11	1.8	
	Stafford (Unsub)	10	3	2	2	1			18	2.9	
	Other				1				1	0.2	
Scholarship	UA Scholars	126	21	74	73	73	2		369	58.9	
	Alaska Performance	73	11	56	65	61	2		268	42.7	
	UA Foundation*	23	4	6	25	34	1		93	14.8	
	Other	124	20	62	67	68	1		342	54.5	
Waivers/Work Study			2	1		1			4	0.6	
Total		127	21	74	73	74	2		371	627	

Note: An enrolled student is counted as a UA Scholar for eight years following the student's UA Scholar first term. This table reports financial aid paid to students for the Fall 2023, spring 2024, and summer 2024 semesters by class standing. The number of students reported in these tables will be higher than the number of students reported for fall semester alone in other tables. A student often holds multiple class standings over the course of an aid year; however, for the the purpose of this report students are reported under one class standing. Student class standing is assigned through a ranking process which first chooses the lowest degree seeking class standing a student held during the aid year, then considers non-degree and non-credit status. * Figures above only include UA Foundation aid reported in the Banner Financial Aid module.

Source: Data Analysis and Institutional Research, www.alaska.edu/ir/

Table 7. Financial Aid Paid to UA Scholars by Class Standing, University Program and Type, Aid Year 2023-24, Cont.

Aid Type	Aid Detail	Headcount							Enrolled UA Scholars, Fall of Aid Year	% of Enrolled UA Scholars, Fall of Aid Year	
		Freshman		Sophomore	Junior	Senior	Graduate	NDS			Total
		1st Time	Cont.								
UA Southeast Grant	Pell	4		5	4	1		14	13.9		
	AK Education Grant	2		4	4			10	9.9		
	Other	1			2			3	3.0		
Loan	Alaska Supplemental Stafford (Sub)			1	1			2	2.0		
	Stafford (Unsub)			1	1			2	2.0		
	Other			1				1	1.0		
Scholarship	UA Scholars	11	2	11	8	5		37	36.6		
	Alaska Performance	9	1	10	5	4		29	28.7		
	UA Foundation*	5	1	2	4	2		14	13.9		
	Other	8	2	3	7	5		25	24.8		
Waivers/Work Study		1		7	4			12	11.9		
Total		12	2	11	11	7		43	101		
UA System Grant	Pell	91	31	42	26	31		221	15.7		
	AK Education Grant	45	18	23	16	19		121	8.6		
	Other	21	8	13	9	4		55	3.9		
Loan	Alaska Supplemental Stafford (Sub)	15	6	7	2	9		39	2.8		
	Stafford (Unsub)	20	4	11	5	7		47	3.3		
	Other	1		1	1			3	0.2		
Scholarship	UA Scholars	289	73	176	162	172	2	874	61.9		
	Alaska Performance	153	28	130	139	140	2	592	42.0		
	UA Foundation*	91	22	56	76	77	1	323	22.9		
	Other	228	49	127	130	142	1	677	48.0		
Waivers/Work Study		6	2	9	4	1		22	1.6		
Total		289	73	176	162	172	2	874	1,411		

Note: An enrolled student is counted as a UA Scholar for eight years following the student's UA Scholar first term. This table reports financial aid paid to students for the Fall 2023, spring 2024, and summer 2024 semesters by class standing. The number of students reported in these tables will be higher than the number of students reported for fall semester alone in other tables. A student often holds multiple class standings over the course of an aid year; however, for the the purpose of this report students are reported under one class standing. Student class standing is assigned through a ranking process which first chooses the lowest degree seeking class standing a student held during the aid year, then considers non-degree and non-credit status. * Figures above only include UA Foundation aid reported in the Banner Financial Aid module.

Source: Data Analysis and Institutional Research, www.alaska.edu/ir/

Table 8. Average Amount of Financial Aid Paid to UA Scholars in Aid Year 2023-24
(Continued on next page)

Aid Type	Aid Detail	Average Amount Awarded \$							Overall Average	Total \$
		Freshman		Sophomore	Junior	Senior	Graduate	NDS		
		1st Time	Cont.							
UA Anchorage Grant	Pell	4,992	5,866	6,575	6,551	5,715			5,650	694,978
	AK Education Grant	2,930	2,900	3,222	3,250	3,344			3,081	218,745
	Other	733	667	722	917	667			744	29,000
Loan	Alaska Supplemental					10,000			10,000	10,000
	Stafford (Sub)	2,715	2,482	2,883	5,096	4,844			3,460	89,968
	Stafford (Unsub)	2,533	6,432	3,354	7,422	4,454			3,710	100,158
	Other	54,420							54,420	54,420
Scholarship	UA Scholars	2,635	2,550	2,736	2,889	2,505			2,663	1,246,500
	Alaska Performance	4,014	3,084	4,196	4,669	4,161			4,194	1,237,108
	UA Foundation*	1,832	1,706	2,309	2,699	2,486			2,241	484,075
	Other	4,357	5,479	4,807	2,436	3,616			4,018	1,277,728
Waivers/Work Study		4,212		2,106					3,861	23,166
Total		11,001	11,002	12,316	11,651	12,311			11,629	5,465,846
UA Fairbanks Grant	Pell	5,154	5,905	5,475	5,211	5,700			5,364	450,584
	AK Education Grant	2,750	3,167	2,625	3,333	1,865			2,771	110,845
	Other	941	500	1,527	1,000	1,000			1,063	13,813
Loan	Alaska Supplemental		10,000						10,000	10,000
	Stafford (Sub)	3,152	2,242	4,454		732			2,920	32,124
	Stafford (Unsub)	3,660	2,910	2,473	6,178	2,474			3,617	65,106
	Other				11,000				11,000	11,000
Scholarship	UA Scholars	2,762	2,786	2,838	2,918	2,753	2,250		2,805	1,035,000
	Alaska Performance	3,971	3,836	4,218	4,380	4,199	3,567		4,165	1,116,296
	UA Foundation*	3,375	2,713	3,500	4,730	5,755	1,000		4,563	424,397
	Other	7,865	5,860	6,813	6,399	7,679	5,000		7,225	2,470,826
Waivers/Work Study			5,851	3,064		2,738			4,376	17,505
Total		15,654	15,412	14,093	15,704	16,741	8,817		15,519	5,757,496

Note: An enrolled student is counted as a UA Scholar for eight years following the student's UA Scholar first term. This table reports financial aid paid to students for the Fall 2023, Spring 2024, and summer 2024 semesters by class standing. A student often holds multiple class standings over the course of an aid year; however, for the the purpose of this report students are reported under one class standing. Student class standing is assigned through a ranking process which first chooses the lowest degree seeking class standing a student held during the aid year, then considers non-degree and non-credit status.* Figures above only include UA Foundation aid reported in the Banner Financial Aid module. Overall average was calculated using all students who received the award regardless of degree seeking status.

Source: Data Analysis and Institutional Research, www.alaska.edu/ir/

Table 8. Average Amount of Financial Aid Paid to UA Scholars in Aid Year 2023-24, Cont.

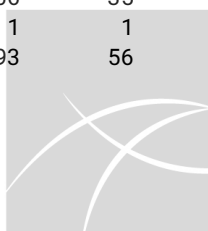
Aid Type	Aid Detail	Average Amount Awarded \$							Overall Average	Total \$
		Freshman		Sophomore	Junior	Senior	Graduate	NDS		
		1st Time	Cont.							
UA Southeast Grant	Pell	4,930		5,580	6,440	3,445			5,487	76,823
	AK Education Grant	3,000		3,125	3,375				3,200	32,000
	Other	1,000			1,000				1,000	3,000
Loan	Alaska Supplemental Stafford (Sub)			4,988	3,071				4,030	8,059
	Stafford (Unsub)			6,407	4,351				5,379	10,758
	Other			3,500					3,500	3,500
Scholarship	UA Scholars	2,727	3,000	2,591	2,250	2,100			2,514	93,000
	Alaska Performance	3,335	4,755	3,804	4,280	3,567			3,741	108,477
	UA Foundation*	2,741	1,000	4,926	6,789	1,734			3,941	55,180
	Other	4,266	5,250	5,609	4,415	5,871			4,868	121,707
Waivers/Work Study		1,872		1,136	1,375				1,277	15,321
Total		11,370	11,128	14,224	13,785	8,719			12,275	527,826
UA System Grant	Pell	5,055	5,876	5,959	5,967	5,637			5,531	1,222,385
	AK Education Grant	2,861	2,944	2,946	3,313	3,110			2,988	361,590
	Other	796	625	970	944	750			833	45,813
Loan	Alaska Supplemental Stafford (Sub)		10,000			10,000			10,000	20,000
	Stafford (Unsub)	2,860	2,362	3,632	4,084	4,387			3,337	130,151
	Other	3,097	3,790	3,471	6,310	4,171			3,745	176,022
Scholarship	UA Scholars	2,694	2,630	2,770	2,870	2,599	2,250		2,717	2,374,500
	Alaska Performance	3,954	3,439	4,175	4,520	4,160	3,567		4,159	2,461,881
	UA Foundation*	2,272	1,857	2,530	3,583	3,910	1,000		2,983	963,652
	Other	6,319	5,626	5,805	4,641	5,692	5,000		5,717	3,870,262
Waivers/Work Study		3,822	5,851	1,458	1,375	2,738			2,545	55,992
Total		13,213	12,274	13,182	13,838	14,285	8,817		13,445	11,751,168

Note: An enrolled student is counted as a UA Scholar for eight years following the student's UA Scholar first term. This table reports financial aid paid to students for the Fall 2023, Spring 2024, and summer 2024 semeste class standing. A student often holds multiple class standings over the course of an aid year; however, for the the purpose of this report students are reported under one class standing. Student class standing is assigned through a ranking process which first chooses the lowest degree seeking class standing a student held during the aid year, then considers non-degree and non-credit status.* Figures above only include UA Foundation aid reported in the Banner Financial Aid module. Overall average was calculated using all students who received the award regardless of degree seeking status.

Source: Data Analysis and Institutional Research, www.alaska.edu/ir/

Table 9. Financial Aid Paid to Alaska Performance Scholarship (APS) Recipients: Headcount by Class Standing, University Program and Aid Type Aid Year 2023-24
(Continued on next page)

Aid Type	Aid Detail	Headcount						Total DS	Non-Degree
		Freshman		Sophomore	Junior	Senior	Graduate		
		1st Time	Cont.						
UA Anchorage Grant	Pell	49	33	72	47	41		242	
	AK Education Grant	24	9	25	18	23		151	
	Other	12		1	2	10		74	
	Loan								
	Alaska Supplemental			1	2			3	
	Stafford (Sub)	17	12	23	19	18		89	
	Stafford (Unsub)	25	11	28	26	16	2	108	
	Other	5	1	1	3	2		12	
Scholarship	UA Scholars	71	16	64	69	75		295	
	Alaska Performance	268	122	298	268	198	11	1,165	
	UA Foundation*	119	27	120	102	67	4	439	
	Other	182	53	133	151	125	10	654	
Other		7		1	2			10	
Unduplicated Total		269	122	300	270	199	11	1,171	
UA Fairbanks Grant	Pell	32	16	38	25	26		137	
	AK Education Grant	13	13	26	16	16		84	
	Other	3	7	13	4	2	1	30	
Loan									
	Alaska Supplemental	2				2		4	
	Stafford (Sub)	14	5	12	8	6		45	
	Stafford (Unsub)	23	5	18	18	9	1	74	
	Other	1		4	3	1		9	
Scholarship	UA Scholars	73	11	56	65	61	2	268	
	Alaska Performance	191	56	179	174	149	7	756	
	UA Foundation*	40	3	19	39	52	4	157	
	Other	166	35	131	127	107	3	569	
Other		1	1	3	1	4		10	
Unduplicated Total		193	56	179	175	150	7	760	



UNIVERSITY
of ALASKA
Many Traditions One Alaska

*Figures above only include UA Foundation aid reported in the Banner Financial Aid module.

Note: This table reports financial aid paid to students for the Fall 2023, Spring 2024, and Summer 2024 semesters by class standing. The number of students reported in these tables will be higher than the number of students reported for fall semester alone in other tables. A student often holds multiple class standings over the course of an aid year; however, for the the purpose of this report, students are reported under one class standing. Student class standing is assigned through a ranking process which first chooses the lowest degree seeking class standing a student held during the aid year, then considers non-degree and non-credit status.

Source: Data Analysis and Institutional Research, www.alaska.edu/ir/

Table 9. Financial Aid Paid to Alaska Performance Scholarship (APS) Recipients: Headcount by Class Standing, University Program and Aid Type Aid Year 2023-24, Cont.

Aid Type	Aid Detail	Headcount						Total DS	Non-Degree	
		Freshman		Sophomore	Junior	Senior	Graduate			
		1st Time	Cont.							
UA Southeast Grant	Pell	6	1	5	6	4		22		
	AK Education Grant	6	1	5	6	2		20		
	Other	2		2	3	1	1	9		
	Loan	Alaska Supplemental	1	1	3	4			9	
		Stafford (Sub)	1	1	4	10	1		17	
		Stafford (Unsub)		1	1	2			4	
		Other	9	1	10	5	4		29	
	Scholarship	UA Scholars	29	12	21	36	13	1	112	1
		Alaska Performance	15	4	8	10	2		39	
		UA Foundation*	18	1	6	11	7	1	44	
Other		6	3	15	21	3		48		
Other		31	12	24	38	14	1	120	1	
Unduplicated Total										
UA System Grant	Pell	87	50	115	77	71		400		
	AK Education Grant	43	35	78	57	41		254		
	Other	17	16	40	25	13	2	113		
	Loan	Alaska Supplemental	2		1	2	2		7	
		Stafford (Sub)	32	18	38	31	24		143	
		Stafford (Unsub)	49	17	50	54	26	3	199	
		Other	6	2	6	8	3		25	
	Scholarship	UA Scholars	153	28	130	139	140	2	592	
		Alaska Performance	488	190	498	476	359	19	2,030	1
		UA Foundation*	173	34	147	150	121	8	633	
Other		363	89	268	287	237	14	1,258		
Other		14	4	19	24	7		68		
Unduplicated Total										
		488	190	498	476	359	19	2,030	1	



UNIVERSITY
of ALASKA
Many Traditions One Alaska

*Figures above only include UA Foundation aid reported in the Banner Financial Aid module.

Note: This table reports financial aid paid to students for the Fall 2023, Spring 2024 and Summer 2024 semesters by class standing. The number of students reported in these tables will be higher than the number of students reported for fall semester alone in other tables. A student often holds multiple class standings over the course of an aid year; however, for the the purpose of this report, students are reported under one class standing. Student class standing is assigned through a ranking process which first chooses the lowest degree seeking class standing a student held during the aid year, then considers non-degree and non-credit status.

Source: Data Analysis and Institutional Research, www.alaska.edu/ir/

Table 10. Average Amount of Financial Aid Paid to Alaska Performance Scholarship (APS) Recipients Aid Year 2023-24

(Continued on next page)

Aid Type	Aid Detail	Average Amount in \$						Overall Average	Total Disbursed
		Freshman		Sophomore	Junior	Senior	Graduate		
		1st Time	Cont.						
UA Anchorage									
Grant	Pell	4,499	5,173	5,377	6,036	4,792		5,200	1,258,432
	AK Education Grant	2,802	2,656	2,633	2,986	3,076		2,815	425,017
	Other	750	667	640	833	700		716	53,000
Loan	Alaska Supplemental			20,748	9,750			13,416	40,248
	Stafford (Sub)	2,982	2,244	3,726	4,556	3,973		3,611	321,413
	Stafford (Unsub)	3,407	3,599	3,849	4,988	4,988	3,909	4,165	449,843
	Other	9,244	4,502	7,000	7,500	10,550		8,443	101,321
Scholarship	UA Scholars	2,831	2,906	2,813	2,935	2,620		2,802	826,500
	Alaska Performance	3,374	2,561	3,172	3,691	3,562	2,729	3,336	3,886,263
	UA Foundation*	1,340	2,225	2,293	2,816	2,422	2,438	2,173	953,899
	Other	3,208	4,266	3,345	2,995	3,603	8,157	3,424	2,238,978
Other		3,075		702	5,421			3,307	33,072
Total		8,731	7,775	8,647	9,653	9,855	11,741	9,042	10,587,986
UA Fairbanks									
Grant	Pell	4,816	5,669	5,933	5,567	5,175		5,431	743,984
	AK Education Grant	3,223	2,981	2,627	3,065	2,672		2,866	240,722
	Other	1,073	1,048	1,066	1,000	1,500	796	1,074	32,208
Loan	Alaska Supplemental	9,973				8,000		8,987	35,946
	Stafford (Sub)	3,253	2,731	3,245	4,548	4,313		3,564	160,392
	Stafford (Unsub)	3,415	2,686	3,468	4,850	4,980	10,142	4,009	296,654
	Other	6,500		13,469	6,388	6,000		9,504	85,540
Scholarship	UA Scholars	2,938	2,727	2,920	2,908	2,779	2,250	2,877	771,000
	Alaska Performance	3,365	2,951	3,633	3,899	3,873	2,802	3,616	2,733,335
	UA Foundation*	4,044	1,400	3,511	4,459	4,410	2,413	4,112	645,561
	Other	6,060	4,345	5,229	5,436	5,734	15,639	5,613	3,193,884
Other		2,678	3,611	2,834	8,811	3,097		3,599	35,988
Total		12,318	9,268	11,378	11,861	12,499	13,088	11,809	8,975,214



UNIVERSITY
of ALASKA
Many Traditions One Alaska

* Figures above only include UA Foundation aid reported in the Banner Financial Aid module.

Note: This table reports financial aid paid to students for the Fall 2023, Spring 2024 and Summer 2024 semesters by class standing. A student often holds multiple class standings over the course of an aid year; however, for the the purpose of this report, students are reported under one class standing. Student class standing is assigned through a ranking process which first chooses the lowest degree seeking class standing a student held during the aid year, then considers non-degree and non-credit status. Overall average was calculated using all students who received the award regardless of degree seeking status.

In the above table, University is first determined by where a student receives financial aid, then by a student's University program if no financial aid was awarded. An APS scholar may receive financial aid from one University while enrolled at another University.

Source: Data Analysis and Institutional Research, www.alaska.edu/ir/

Table 10. Average Amount of Financial Aid Paid to Alaska Performance Scholarship (APS) Recipients Aid Year 2023-24, Cont.

Aid Type	Aid Detail	Average Amount in \$						Overall Average	Total Disbursed
		Freshman		Sophomore	Junior	Senior	Graduate		
		1st Time	Cont.						
UA Southeast Grant	Pell	4,578	5,547	5,830	7,175	4,268		6,114	122,287
	AK Education Grant	2,583	1,500	3,300	3,833	2,750		6,200	62,000
	Other	1,000		687	1,000	500	943	1,563	7,816
Loan	Alaska Supplemental Stafford (Sub)	1,732	4,465	3,903	5,324			7,840	39,200
	Stafford (Unsub)	990	1,980	4,795	4,454			3,061	70,397
	Other		11,700	3,500	11,261	2,250		7,544	37,722
Scholarship	UA Scholars	2,833	3,000	2,550	2,100	2,250		2,827	73,500
	Alaska Performance	3,392	3,121	3,736	3,979	3,269	1,189	2,899	402,994
	UA Foundation*	4,224	1,500	2,442	3,151	3,160		3,727	126,719
	Other	2,903	3,000	6,221	5,207	14,044	4,506	7,657	252,673
Other		1,083	1,374	1,076	1,129	1,000		862	53,464
Total		9,473	6,563	10,765	11,148	13,280	6,638	8,857	1,248,771
UA System Grant	Pell	4,621	5,339	5,580	6,051	4,902		4,464	2,124,703
	AK Education Grant	2,899	2,743	2,674	3,150	2,902		2,267	727,739
	Other	836	834	781	880	808	869	485	93,024
Loan	Alaska Supplemental Stafford (Sub)	9,973		20,748	9,750	8,000		8,466	76,194
	Stafford (Unsub)	3,061	2,503	3,588	4,653	4,058		3,428	521,005
	Other	3,361	3,235	3,787	4,843	4,936	5,986	3,166	816,894
Scholarship	Other	8,787	8,101	10,729	8,023	9,033		8,318	224,583
	UA Scholars	2,882	2,839	2,838	2,892	2,679	2,250	2,543	1,671,000
	Alaska Performance	3,371	2,711	3,361	3,804	3,691	2,675	3,235	7,022,592
	UA Foundation*	2,223	2,067	2,458	3,284	3,289	2,425	3,173	1,726,178
	Other	4,524	4,283	4,355	4,181	4,904	9,499	4,931	5,685,535
Other		2,193	1,933	1,334	1,807	2,198		1,346	122,524
Total		10,286	8,139	9,818	10,726	11,203	11,969	9,586	20,811,971



UNIVERSITY
of ALASKA
Many Traditions One Alaska

* Figures above only include UA Foundation aid reported in the Banner Financial Aid module.

Note: This table reports financial aid paid to students for the Fall 2023, Spring 2024 and Summer 2024 semesters by class standing. A student often holds multiple class standings over the course of an aid year; however, for the the purpose of this report, students are reported under one class standing. Student class standing is assigned through a ranking process which first chooses the lowest degree seeking class standing a student held during the aid year, then considers non-degree and non-credit status. Overall average was calculated using all students who received the award regardless of degree seeking status.

In the above table, University is first determined by where a student receives financial aid, then by a student's University program if no financial aid was awarded. An APS scholar may receive financial aid from one University while enrolled at another University.

Source: Data Analysis and Institutional Research, www.alaska.edu/ir/

Table 11. Financial Aid Paid to Alaska Education Grant (AEG) Recipients by Class Standing, University Program and Type in Aid Year 2023-24
(Continued on next page)

Aid Type	Aid Detail	Headcount					Total DS	Non-Degree
		Freshman		Sophomore	Junior	Senior		
		1st Time	Cont.					
UA Anchorage Grant	Pell	256	272	232	214	264	1,238	
	AK Education	265	282	242	228	293	1,310	
	Other	128	98	73	84	74	457	
Loan	Alaska Supplemental		1		2	3	6	
	Stafford (Sub)	50	84	85	85	91	395	
	Stafford (Unsub)	39	69	64	65	84	321	
	Other	2		2	2	6	12	
Scholarship	UA Scholars	25	15	9	6	16	71	
	Alaska Performance	24	21	47	36	23	151	
	UA Foundation*	53	42	46	46	52	239	
	Other	98	82	99	95	146	520	
Other		11	19	3	4	1	38	
Unduplicated Total		265	283	244	229	299	1,320	
UA Fairbanks Grant	Pell	109	106	133	95	150	593	
	AK Education	112	110	135	97	158	612	
	Other	31	33	47	35	47	193	
Loan	Alaska Supplemental					4	4	
	Stafford (Sub)	32	43	52	39	54	220	
	Stafford (Unsub)	25	32	42	28	52	179	
	Other	1		2	1		4	
Scholarship	UA Scholars	18	3	10	6	3	40	
	Alaska Performance	13	13	26	16	16	84	
	UA Foundation*	19	13	22	21	33	108	
	Other	65	43	64	51	81	304	
Other		2	1	3		5	11	
Unduplicated Total		112	110	135	98	158	613	



UNIVERSITY
of ALASKA
Many Traditions One Alaska

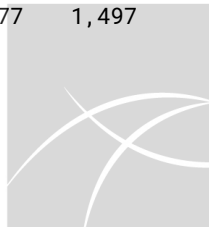
*Figures above only include UA Foundation aid reported in the Banner Financial Aid module.

Note: This table reports financial aid paid to students for the Fall 2023, Spring 2024, and Summer 2024 semesters by class standing. The number of students reported in these tables will be higher than the number of students reported for fall semester alone in other tables. A student often holds multiple class standings over the course of an aid year; however, for the the purpose of this report, students are reported under one class standing. Student class standing is assigned through a ranking process which first chooses the lowest degree seeking class standing a student held during the aid year, then considers non-degree and non-credit status.

Source: Data Analysis and Institutional Research, www.alaska.edu/ir/

Table 11. Financial Aid Paid to Alaska Education Grant (AEG) Recipients by Class Standing, University Program and Type in Aid Year 2023-24, Cont.

Aid Type	Aid Detail	Headcount					Total DS	Non-Degree	
		Freshman		Sophomore	Junior	Senior			Graduate
		1st Time	Cont.						
UA Southeast Grant	Pell	28	33	30	28	23	142		
	AK Education	31	33	32	29	25	150		
	Other	7	12	8	12	7	46		
	Loan	Alaska Supplemental	3	12	11	5	11	42	
		Stafford (Sub)	3	7	6	4	7	27	
		Stafford (Unsub)		1				1	
		Other	2		4	4		10	
	Scholarship	UA Scholars	2		4	4		10	
		Alaska Performance	6	1	5	6	2	20	
		UA Foundation*	2	6	5	8	6	27	
		Other	13	9	9	12	10	53	
	Other		4	5	7	9	2	27	
	Unduplicated Total		32	36	33	30	26	157	
	UA System Grant	Pell	393	410	394	336	437	1,970	
		AK Education	408	424	409	353	476	2,070	
Other		166	142	128	131	128	695		
Loan		Alaska Supplemental		1		2	7	10	
		Stafford (Sub)	85	139	148	129	156	657	
		Stafford (Unsub)	67	108	112	97	143	527	
		Other	3	1	4	3	6	17	
Scholarship		UA Scholars	45	18	23	16	19	121	
		Alaska Performance	43	35	78	57	41	254	
		UA Foundation*	74	61	73	75	91	374	
		Other	176	133	170	157	233	869	
Other			17	25	13	13	8	76	
Unduplicated Total			1,477	1,497	1,552	1,369	1,745	7,640	



UNIVERSITY
of ALASKA
Many Traditions One Alaska

*Figures above only include UA Foundation aid reported in the Banner Financial Aid module.

Note: This table reports financial aid paid to students for the Fall 2023, Spring 2024 and Summer 2024 semesters by class standing. The number of students reported in these tables will be higher than the number of students reported for fall semester alone in other tables. A student often holds multiple class standings over the course of an aid year; however, for the the purpose of this report, students are reported under one class standing. Student class standing is assigned through a ranking process which first chooses the lowest degree seeking class standing a student held during the aid year, then considers non-degree and non-credit status.

Source: Data Analysis and Institutional Research, www.alaska.edu/ir/

Table 12. Average Amount of Financial Aid Paid to Alaska Education Grant (AEG) Recipients in Aid Year 2023-24
(Continued on next page)

Aid Type	Aid Detail	Average Amount in \$						Overall Average	Total Disbursed
		Freshman		Sophomore	Junior	Senior	Graduate		
		1st Time	Cont.						
UA Anchorage Grant	Pell	5,070	4,932	5,288	5,366	5,164		5,152	6,378,053
	AK Education Grant	2,095	1,875	1,986	2,144	2,202		2,060	2,698,785
	Other	703	724	651	786	703		714	326,500
Loan	Alaska Supplemental		14,750		3,875	5,833		6,667	40,000
	Stafford (Sub)	3,029	3,034	3,781	4,171	3,949		3,650	1,441,656
	Stafford (Unsub)	3,603	4,817	4,695	5,195	6,082		5,053	1,621,931
	Other	9,059		11,312	5,570	12,049		10,348	124,173
Scholarship	UA Scholars	2,520	2,500	2,833	3,000	2,531		2,599	184,500
	Alaska Performance	3,269	2,548	3,027	3,377	3,670		3,180	480,171
	UA Foundation*	2,244	2,710	2,141	2,692	2,614		2,473	590,986
	Other	3,596	3,679	2,724	3,594	3,055		3,291	1,711,220
Other		3,842	2,620	936	3,120	3,186		2,908	110,511
Total		10,974	10,953	12,041	13,239	12,478		11,900	15,708,485
UA Fairbanks Grant	Pell	5,493	5,119	5,429	5,611	5,394		5,406	3,205,572
	AK Education Grant	2,360	2,114	2,046	2,203	2,201		2,180	1,334,404
	Other	837	851	859	808	834		839	161,912
Loan	Alaska Supplemental					11,389		11,389	45,556
	Stafford (Sub)	2,713	2,962	3,610	3,662	3,985		3,454	759,881
	Stafford (Unsub)	2,665	4,242	4,388	5,097	5,818		4,648	831,960
	Other	3,500		5,719	3,065			4,501	18,003
Scholarship	UA Scholars	2,583	2,500	2,700	2,750	2,500		2,625	105,000
	Alaska Performance	3,475	3,384	3,564	3,919	3,227		3,526	296,147
	UA Foundation*	7,511	1,716	3,109	7,827	4,300		4,997	539,680
	Other	5,809	4,995	4,733	4,910	5,295		5,180	1,574,616
Other		3,988	11,259	4,230		3,507		4,496	49,459
Total		14,874	12,419	14,265	15,894	15,233		14,555	8,922,190



UNIVERSITY
of ALASKA
Many Traditions One Alaska

* Figures above only include UA Foundation aid reported in the Banner Financial Aid module.

Note: This table reports financial aid paid to students for the Fall 2023, Spring 2024 and Summer 2024 semesters by class standing. A student often holds multiple class standings over the course of an aid year; however, for the purpose of this report, students are reported under one class standing. Student class standing is assigned through a ranking process which first chooses the lowest degree seeking class standing a student held during the aid year, then considers non-degree and non-credit status.

In the above table, University is first determined by where a student receives financial aid, then by a student's University program if no financial aid was awarded. An AEG recipient may receive financial aid from one University while enrolled at another University.

Source: Data Analysis and Institutional Research, www.alaska.edu/ir/

Table 12. Average Amount of Financial Aid Paid to Alaska Education Grant (AEG) Recipients in Aid Year 2023-24, Cont.

Aid Type	Aid Detail	Average Amount in \$						Overall Average	Total Distributed
		Freshman		Sophomore	Junior	Senior	Graduate		
		1st Time	Cont.						
UA Southeast Grant	Pell	4,346	4,910	4,682	5,794	4,688	4,889	694,233	
	AK Education Grant	1,871	1,795	2,039	2,190	1,960	1,967	295,000	
	Other	1,000	845	1,313	1,000	1,253	1,052	48,413	
Loan	Alaska Supplemental Stafford (Sub)	2,887	3,299	4,071	4,700	3,612	3,721	156,263	
	Stafford (Unsub)	1,980	5,514	4,447	3,290	5,515	4,555	122,978	
	Other		11,081				11,081	11,081	
Scholarship	UA Scholars	3,000		2,625	2,250		2,550	25,500	
	Alaska Performance	3,170	2,378	4,517	3,864	2,972	3,656	73,110	
	UA Foundation*	2,750	6,138	2,000	1,863	4,857	3,570	96,377	
	Other	4,082	4,887	5,436	7,851	6,856	5,825	308,742	
Other		1,302	1,328	1,856	1,590	808	1,510	40,766	
Total		9,065	11,403	11,899	14,333	13,431	11,927	1,872,463	
UA System Grant	Pell	5,136	4,991	5,303	5,487	5,218	5,217	10,277,858	
	AK Education Grant	2,151	1,935	2,010	2,170	2,189	2,091	4,328,189	
	Other	741	769	769	811	781	772	536,825	
Loan	Alaska Supplemental Stafford (Sub)		14,750		3,875	9,008	8,556	85,556	
	Stafford (Sub)	2,905	3,034	3,743	4,038	3,938	3,589	2,357,800	
	Stafford (Unsub)	3,180	4,692	4,567	5,088	5,959	4,890	2,576,869	
	Other	7,206	11,081	8,515	4,735	12,049	9,015	153,257	
Scholarship	UA Scholars	2,567	2,500	2,739	2,719	2,526	2,603	315,000	
	Alaska Performance	3,318	2,853	3,301	3,639	3,463	3,344	849,428	
	UA Foundation*	3,610	2,835	2,423	4,042	3,373	3,281	1,227,042	
	Other	4,449	4,214	3,656	4,370	4,050	4,136	3,594,578	
Other		3,262	2,707	2,192	2,061	2,792	2,641	200,736	
Total		3,293	3,257	3,387	3,666	3,717	3,469	26,503,138	



UNIVERSITY
of ALASKA
Many Traditions One Alaska

* Figures above only include UA Foundation aid reported in the Banner Financial Aid module.

Note: This table reports financial aid paid to students for the Fall 2023, Spring 2024 and Summer 2024 semesters by class standing. A student often holds multiple class standings over the course of an aid year; however, for the purpose of this report, students are reported under one class standing. Student class standing is assigned through a ranking process which first chooses the lowest degree seeking class standing a student held during the aid year, then considers non-degree and non-credit status.

In the above table, University is first determined by where a student receives financial aid, then by a student's University program if no financial aid was awarded. An AEG recipients may receive financial aid from one University while enrolled at another University.

Source: Data Analysis and Institutional Research, www.alaska.edu/ir/