

THE HEALTH INDUSTRY AND UA GRADUATES FAST FACTS



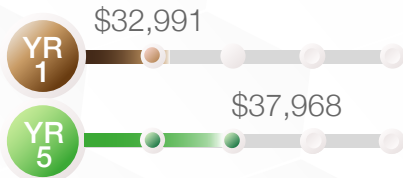
UNIVERSITY
of ALASKA
Many Traditions One Alaska

The University of Alaska has identified 50 programs whose graduates are important to the clinical and behavioral health industry in Alaska. Detailed below are their employment and wage outcomes, plus other information that can be used to assess UA programs and their usefulness to one of the state's key industries.

Graduates from key UA clinical health programs

CERTIFIED NURSE AIDE

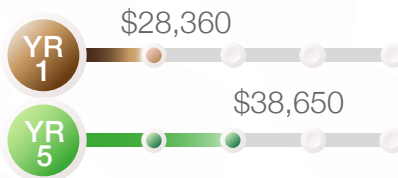
93.5% working in AK
within a year
of graduating



15.1% wage growth

DENTAL ASSISTANT


81.9% working in AK
within a year
of graduating



36.3% wage growth

NURSING

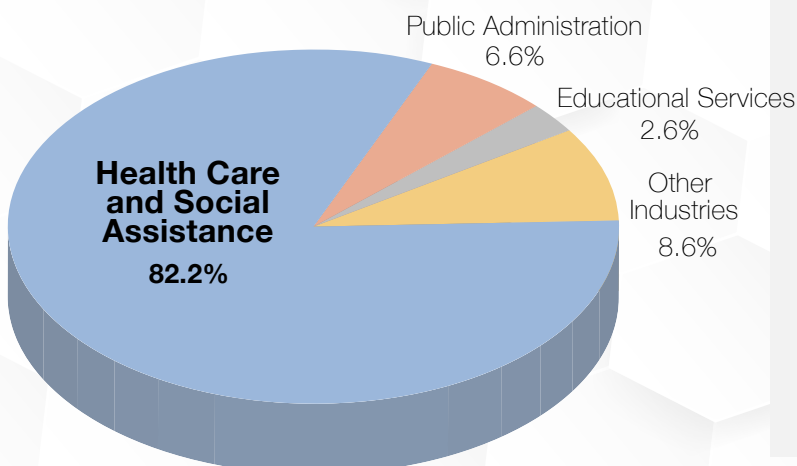
88.7% working in AK
within a year
of graduating



29.0% wage growth

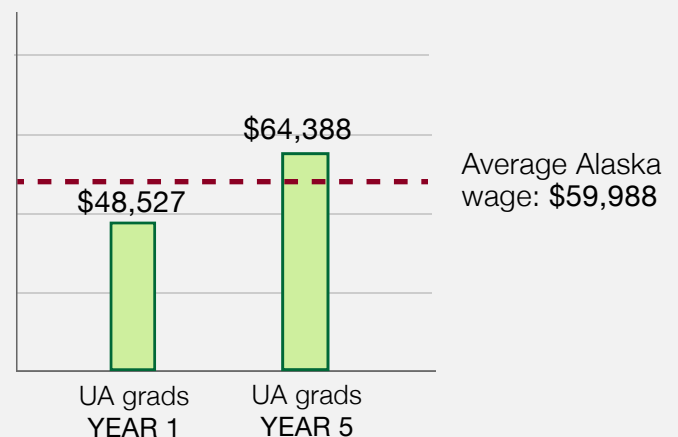
Note: Data reflects the actual employment and wage data of all graduates, and is not limited to those employed in clinical health

The industries where first-year clinical health grads work



Note: Graduates of all 31 key UA programs - Clinical Health

Program grads' average wages



THE HEALTH INDUSTRY AND UA GRADUATES FAST FACTS



UNIVERSITY
of ALASKA
Many Traditions One Alaska

Do these clinical health programs boost the Alaska hire rate?

96.8%

of working graduates
are Alaska residents



For comparison, residency is ...

- 79.3% for all Alaska workers
- 88.7% for all clinical health workers

Over the last three years, the clinical health industry hired ...

3,849 Registered Nurses

2,240 Medical Assistants

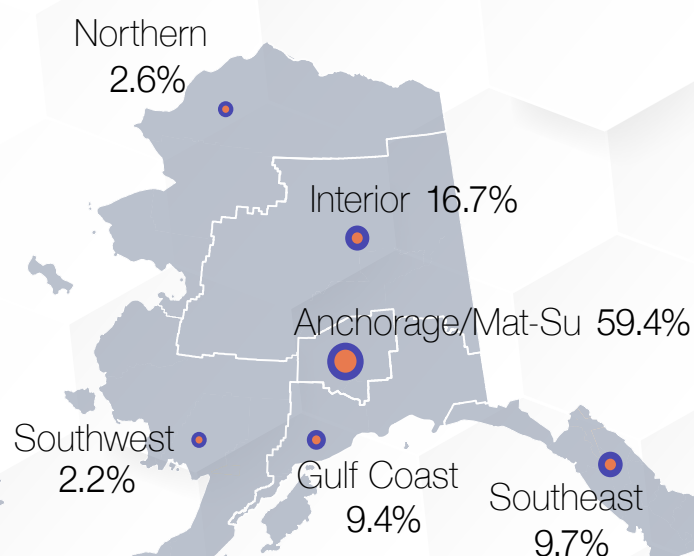
1,593 Nursing Assistants

1,299 Dental Assistants

1,013 Medical and Health Services
Managers

748 Training and Development
Managers

Where do UA's clinical health program grads work?



Notes: These occupations have had the most hires in the past three years among occupations that require postsecondary education. Hires include all hires, not just UA grads, to identify where demand is greatest.

THE HEALTH INDUSTRY AND UA GRADUATES FAST FACTS



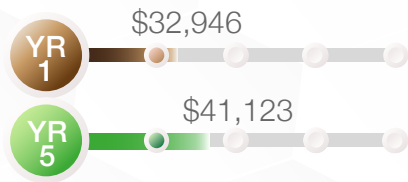
UNIVERSITY
of ALASKA
Many Traditions One Alaska

The University of Alaska has identified 50 programs whose graduates are important to the clinical and behavioral health industry in Alaska. Detailed below are their employment and wage outcomes, plus other information that can be used to assess UA programs and their usefulness to one of the state's key industries.

Graduates from key UA behavioral health programs

HUMAN SERVICES

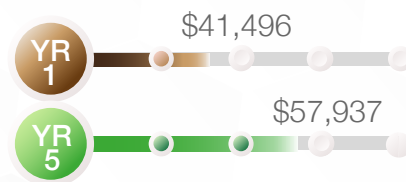
83.4% working in AK within a year of graduating



24.8% wage growth

SOCIAL WORK

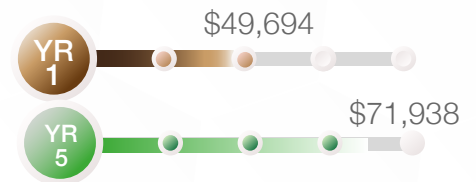
77.4% working in AK within a year of graduating



39.6% wage growth

CLINICAL PSYCHOLOGY

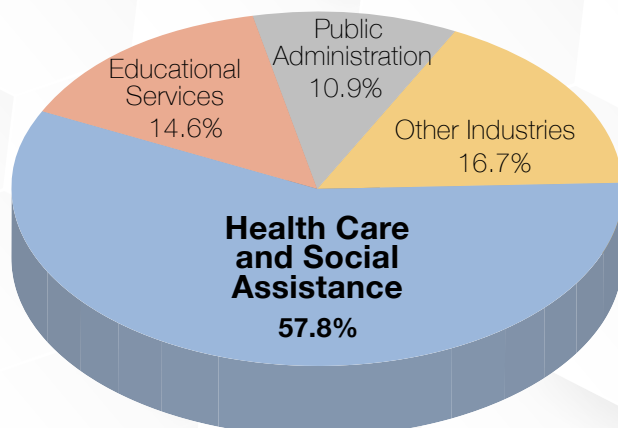
81.1% working in AK within a year of graduating



44.8% wage growth

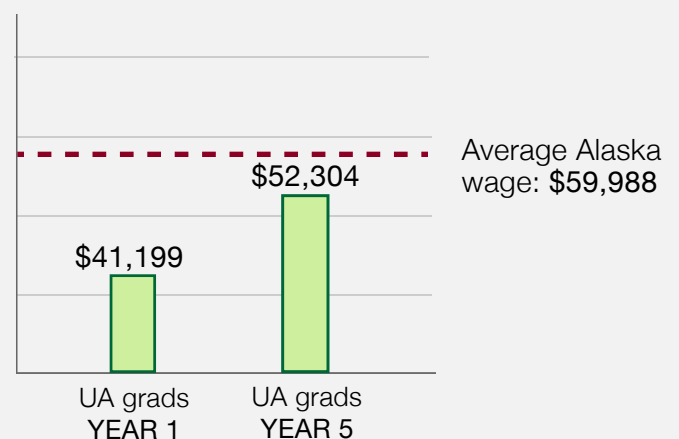
Note: Data reflects the actual employment and wage data of all graduates, and is not limited to those employed in behavioral health

The industries where first-year behavioral health grads work



Note: Graduates of all 19 key UA programs - Behavioral Health

Program grads' average wages



THE HEALTH INDUSTRY AND UA GRADUATES FAST FACTS



UNIVERSITY
of ALASKA
Many Traditions One Alaska

Do these behavioral health programs boost the Alaska hire rate?

96.6%
of working graduates
are Alaska residents



For comparison, residency is ...

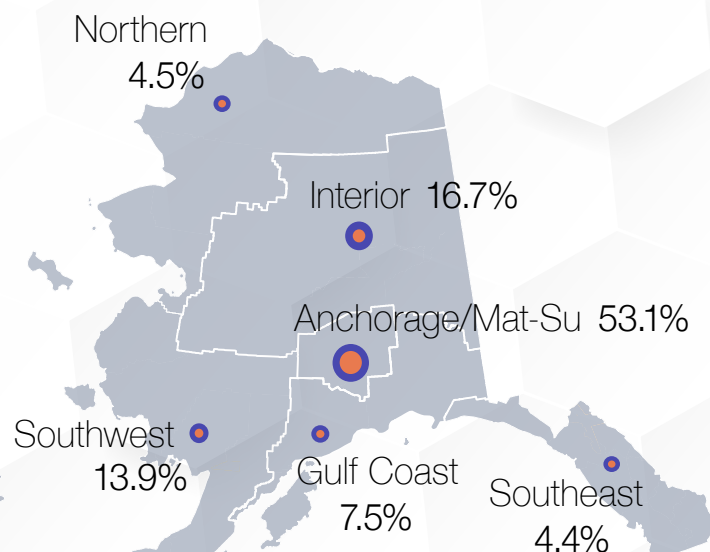
- 79.3% for all Alaska workers
- 83.0% for all behavioral health workers

Over the last three years, the behavioral health industry hired ...

921	Community and Social Service Specialists
849	Child, Family, and School Social Workers
301	Substance Abuse and Behavioral Disorder Counselors
294	Psychiatric Technicians
268	Social Workers
263	Counselors

Notes: These occupations have had the most hires in the past three years among occupations that require postsecondary education. Hires include all hires, not just UA grads, to identify where demand is greatest.

Where do UA's behavioral health program grads work?



THE HEALTH INDUSTRY AND UA GRADUATES FAST FACTS



UNIVERSITY
of ALASKA
Many Traditions One Alaska

More information on programs and the industry connection

The economic value of training and education is abundantly clear in the relevant data. Median earnings, for example, jump from \$35,328 for high school graduates to \$44,619 for Alaskans with an associate degree, \$57,708 for those with a bachelor's degree, and \$77,402 for holders of graduate or professional degrees. More education and training also correlate strongly with lower unemployment rates.

The University of Alaska, in an effort to highlight and enhance the relationship between its programs and key Alaska industries, has prepared data on the 50 programs that are particularly relevant to the state's health industry. These include 21 that result in a certificate or license, 15 that result in an associate degree, and 14 that results in a bachelor's degree or above.

Over the last 10 years, 6,819 people have graduated from those programs with the following outcomes by degree type:

- **Licenses and Certificates:** 1,335 graduates, 1,114 employed in Alaska within a year of graduating with average first-year wages of \$38,917 and average fifth-year wages of \$45,811
- **Associate Degrees:** 2,744 graduates, 2,363 employed in Alaska within a year of graduating with average first-year wages of \$45,191 and average fifth-year wages of \$58,861
- **Bachelor's Degrees and Above:** 2,740 graduates, 2,187 employed in Alaska within a year of graduating with average first-year wages of \$50,481 and average fifth-year wages of \$65,888

Three types of programs account for the largest share (65.3 percent) of **Clinical Health** graduates and warrant special mention:

- **Certified Nurses Aide** (one certificate program at UAF and UAS): 231 graduates, 216 employed in Alaska within a year of graduating with average first-year wages of \$32,991 and average fifth-year wages of \$37,968
- **Dental Assistant** (one certificate and one associates at UAA and UAF): 210 graduates, 172 employed in Alaska within a year of graduating with average first-year wages of \$28,360 and average fifth-year wages of \$38,650
- **Nursing** (one associate, one bachelor, and one masters at UAA and one certificate at UAS): 2,341 graduates, 2,077 employed in Alaska within a year of graduating with average first-year wages of \$53,998 and average fifth-year wages of \$69,643

Three types of programs account for the largest share (76.1 percent) of **Behavioral Health** graduates and warrant special mention:

- **Human Services** (one associate and one bachelor at UAA, one certificate and two associates at UAF): 992 graduates, 827 employed in Alaska within a year of graduating with average first-year wages of \$32,964 and average fifth-year wages of \$41,123
- **Social Work** (one bachelor and one master at UAA, one bachelor at UAF): 637 graduates, 493 employed in Alaska within a year of graduating with average first-year wages of \$41,496 and average fifth-year wages of \$57,937
- **Clinical Psychology** (one master and one PhD program at UAA, one PhD program at UAF): 159 graduates, 129 employed in Alaska within a year of graduating with average first-year wages of \$49,694 and average fifth-year wages of \$71,938

The relationship between UA programs and hiring in health

In an industry where thousands of people have been hired over the last several years, the University of Alaska health programs have been very focused on meeting the demand. Over the last ten years, 75.7% of the students who found employment during the first year after graduating from a health program worked in healthcare.

THE HEALTH INDUSTRY AND UA GRADUATES FAST FACTS



UNIVERSITY
of ALASKA
Many Traditions One Alaska

Related questions and answers

Q: What percentage of healthcare hires are UA grads?

Those types of questions can be answered only for specific program graduates or specific industry occupations, based on the long-running collaboration between the University of Alaska and the Department of Labor and Workforce Development. It's less useful to lump all the programs and degree types together.

Q: Where do the employment numbers come from?

The University of Alaska and the Alaska Department of Labor and Workforce Development's Research and Analysis Section have worked together for years to identify where university graduates are working in the state.

The detailed employment and wage information comes from quarterly reports that nearly all Alaska employers are required to file under state employment insurance law. Those records do not include federal workers or the self-employed, so university program graduates in those categories are not shown here.

Q: How were the programs and target occupations selected?

The University of Alaska analyzed labor market information to determine the largest and fastest-growing occupations in the health industry, then linked 50 programs based on occupations' titles and characteristics. While other UA programs also provide some preparation for health industry jobs, this report excludes general administrative training programs that are useful for all sectors, such as accountants and human resource professionals.

Q. How does UA support health workforce needs in disciplines they don't have an academic program?

UA partners with other universities to provide opportunities in Alaska for students to pursue health careers for which UA does not have an academic program. For example, WWAMI is a collaborative medical school among universities in five northwestern states, Washington, Wyoming, Alaska, Montana, and Idaho and the University of Washington School of Medicine. Other examples would be the Idaho State University (ISU) Doctor of Pharmacy program which is a collaborative program between UAA and the ISU College of Pharmacy and also the Creighton University-UAA occupational therapy partnership program. UA also has a collaborative program with East Carolina University's distance education Master of Science in Communication Sciences and Disorders program and the MEDEX/Physician Assistant graduate program with the University of Washington.

Q: Can this information be used for program evaluation?

It can inform those types of decisions, as well as decisions about which programs to expand, but there's far more to consider than which programs have the highest earnings or best employment outcomes. Other data such as short-term and long-term industry and occupational projections, enrollment numbers, and tuition and program costs are important, and so are less formal insights and information gathered from industry and other key stakeholders. When making key decisions about university programs, it will also be important to consider the most recent developments in the economy that can't yet be measured.

Attempts to precisely match the supply of graduates with the demand for certain workers by industry would be misguided, but the data shown here are appropriate for general conclusions about the benefits of certain UA programs. More importantly, this information can help facilitate conversations with key industries about how programs could be expanded, changed, or developed to provide them with more and better trained workers.

THE HEALTH INDUSTRY AND UA GRADUATES FAST FACTS



UNIVERSITY
of ALASKA
Many Traditions One Alaska

The 31 programs linked to clinical health

Target occupations	University	Major	Degree	Graduates	Employed in AK within a year	1st-year avg wage	5th-year avg wage
Registered Nurses (29-1141)	UAS	Nursing	Certificate	41	34	\$38,740	\$71,803
	UAA	Nursing	Associate of Applied Science	1,007	910	\$52,666	\$67,336
	UAA	Nursing Science	Bachelor of Science	1,158	1,019	\$52,229	\$68,779
	UAA	Nursing Science	Master of Science	135	114	\$81,408	\$97,552
Nursing Assistants & Home Health Aides (31-1014, 31-1011)	UAF	Nurse Aide	Occupational Endorsement Cert	113*	106	\$35,604	\$37,968
	UAS	Certified Nurse Aide	Occupational Endorsement Cert	118*	110	\$30,343	-
Medical Assistants (31-9092)	UAF	Medical Assistant	Certificate	196	155	\$32,881	\$42,277
	UAS	Medical Assisting	Certificate	19*	17	\$42,533	-
	UAA	Medical Assisting	Associate of Applied Science	170	152	\$31,829	\$43,458
	UAF	Medical Assistant	Associate of Applied Science	143	119	\$35,181	\$42,778
Billing and Posting Clerks & Medical Records Technicians (43-3021, 29-2071)	UAA	Medical Office Coding	Occupational Endorsement Cert	74*	44	\$38,012	\$51,497
	UAF	Medical Billing	Occupational Endorsement Cert	21*	14	\$38,806	-
	UAF	Medical Coding	Occupational Endorsement Cert	42*	31	\$35,183	\$52,145
	UAS	Healthcare Information Tech	Occupational Endorsement Cert	44*	25	\$36,812	-
	UAS	Healthcare Privacy & Security	Certificate	37*	21	\$42,933	-
	UAS	Health Info Mgt Coding Spec	Certificate	79*	54	\$43,586	\$45,476
Dental Assistants (31-9091)	UAA	Dental Assisting	Certificate	75	63	\$25,353	\$39,213
	UAF	Dental Assistant	Certificate	37*	31	\$31,184	-
	UAA	Dental Assisting	Associate of Applied Science	74	59	\$30,235	\$41,214
	UAF	Dental Assistant	Associate of Applied Science	24*	19	\$27,965	-
Medical and Health Services Managers (11-9111)	UAS	Health Information Mgt	Associate of Applied Science	95	68	\$46,558	\$54,608
Dental Hygienists (29-2021)	UAA	Dental Hygiene	Associate of Applied Science	124*	114	\$56,945	\$69,282
	UAA	Dental Hygiene	Bachelor of Science	57*	51	\$66,292	\$80,109
Radiologic Technicians (29-2034, 29-2035)	UAS	Pre-Radiologic Technology	Occupational Endorsement Cert	8	6	-	-
	UAA	Limited Radiography	Occupational Endorsement Cert	32*	26	\$58,347	\$53,794
	UAA	Diagnostic Medical Sonography	Certificate	17*	15	\$67,896	-
	UAA	Radiologic Technology	Associate of Applied Science	183	166	\$47,466	\$57,278
Clinical Laboratory Technicians (29-2018)	UAA	Medical Laboratory Technology	Associate of Applied Science	39	34	\$36,525	\$48,746
	UAA	Medical Laboratory Science	Bachelor of Science	77*	63	\$58,447	-
Emergency Medical Technicians and Paramedics (29-2041)	UAA	Paramedical Tech	Associate of Applied Science	157	134	\$56,552	\$88,176
	UAF	Paramedicine	Associate of Applied Science	53*	42	\$55,298	-

*Program had not yet existed for 10 years

Note: Graduate numbers are for 2009 through 2018. When wages aren't shown for a program, it's because it had too few graduates.

THE HEALTH INDUSTRY AND UA GRADUATES FAST FACTS



UNIVERSITY
of ALASKA
Many Traditions One Alaska

The 19 programs linked to behavioral health

Target occupations	University	Major	Degree	Graduates	Employed in AK within a year	1st-year avg wage	5th-year avg wage
Social Workers (21-1023, 21-1029, 21-1022, 21-1021)	UAF	Social Work	Bachelor of Arts	199	149	\$40,160	\$56,763
	UAA	Social Work	Bachelor of Social Work	211	165	\$33,486	\$51,447
	UAA	Social Work	Master of Social Work	227	179	\$48,580	\$62,451
Community Health Workers, Managers, & Educators (21-1094, 11-9151, 21-1091)	UAA	Clinical Psychology	Master of Science	132	109	\$42,576	\$64,314
	UAA	Clinical-Community Psychology	Doctor of Philosophy	12*	8	\$75,346	-
	UAF	Clinical-Community Psychology	Doctor of Philosophy	15*	12	\$78,984	\$100,986
Social and Human Service Assistants (21-1093)	UAF	Rural Human Services	Certificate	201	195	\$36,600	\$36,540
	UAA	Human Services	Associate of Applied Science	424	323	\$27,895	\$42,514
	UAF	Human Services	Associate of Applied Science	112	91	\$31,963	\$36,216
	UAF	Human Services w/RHS Cert	Associate of Applied Science	68	65	\$39,616	\$40,199
	UAA	Human Services	Bachelor of Human Services	181	153	\$34,910	\$45,719
Substance Abuse, Behavioral Disorder, and Mental Health Counselors (21-1018)	UAF	Community Health	Certificate	149*	145	\$53,474	\$53,248
	UAF	Community Health	Associate of Applied Science	32*	30	\$60,617	\$57,541
	UAA	Public Health Practice	Master of Public Health	100*	64	\$58,645	\$59,080
Clinical Counseling and School Psychologists (19-3031)	UAA	Counselor Education	Master of Education	116	99	\$47,447	\$38,740
	UAF	Counseling	Master of Education	120*	91	\$48,562	\$38,740
	UAA	Counselor Education	Graduate Certificate	6*	5	-	-
	UAA	Children's Mental Health	Graduate Certificate	17*	15	\$53,019	-
	UAF	Counseling	Graduate Licensure Program	20*	17	\$51,935	\$60,867

*Program had not yet existed for 10 years

Note: Graduate numbers are for 2009 through 2018. When wages aren't shown for a program, it's because it had too few graduates.