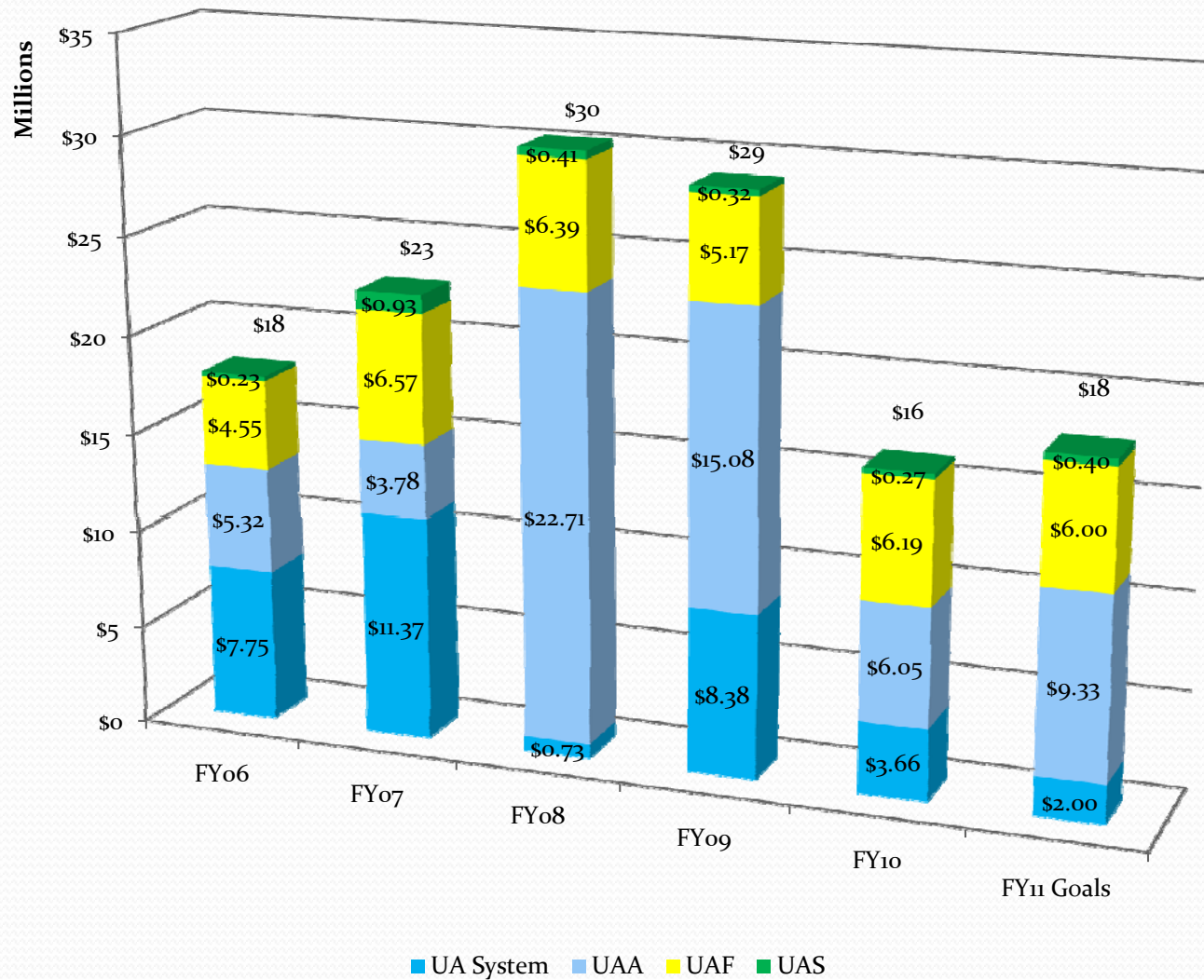




University of Alaska Development Report

Board of Regents Meeting
December 9-10, 2010

University of Alaska Fundraising Progress



University of Alaska

Gift History (Number of Donors)

	FY05	FY06	FY07	FY08	FY09	FY10
Total	3,469	3,306	4,444	4,266	4,399	5,324
Individuals	3,059	2,856	3,994	3,816	3,949	4,753
<i>Alumni</i>	1,831	1,617	2,616	2,529	2,245	2,682
<i>Faculty/Staff</i>	n/a	n/a	n/a	463	525	520
<i>Friends</i>	1,228	1,239	1,378	1,287	1,179	1,551
Organizations	410	450	450	450	450	571
<i>Corporations</i>	n/a	n/a	n/a	343	325	314
<i>Foundations</i>	n/a	n/a	n/a	50	33	38
<i>Other</i>	n/a	n/a	n/a	115	153	219

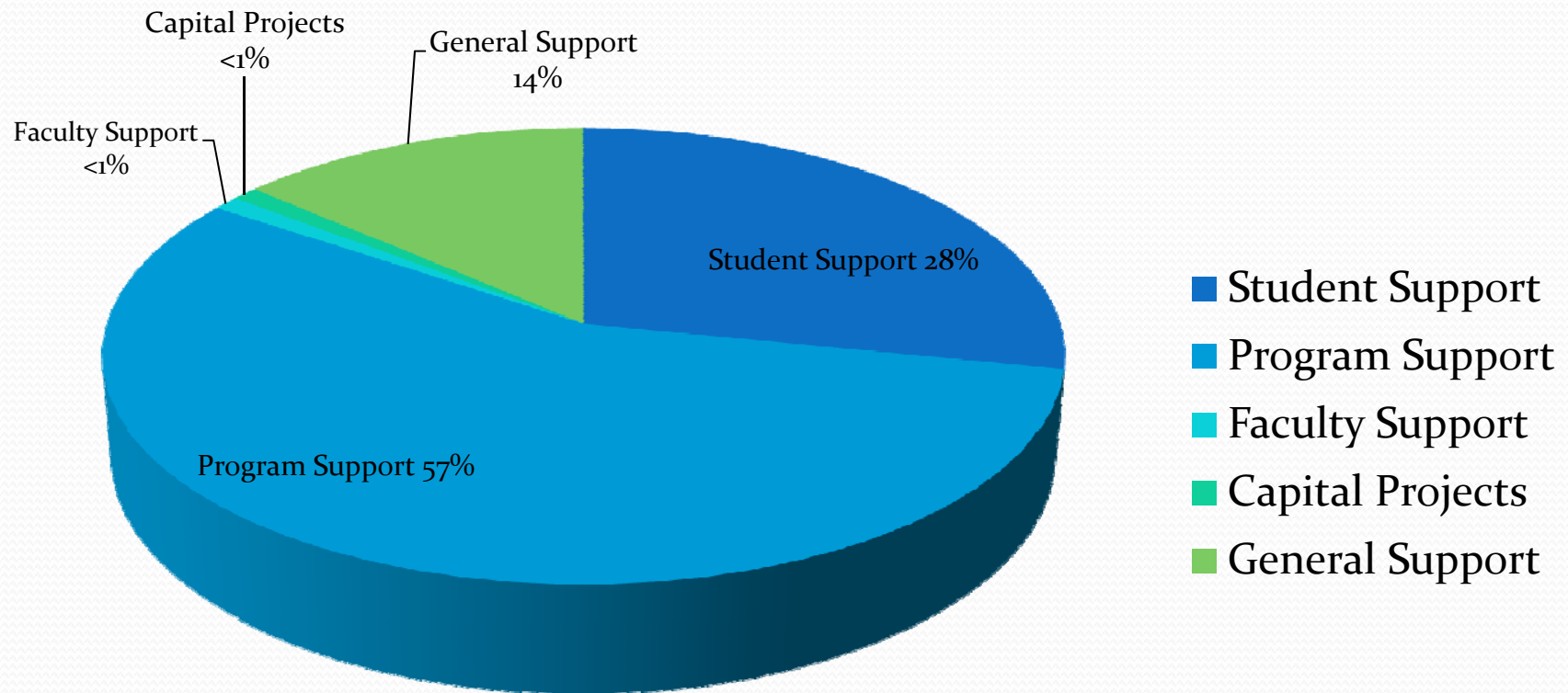


University of Alaska

KUAC Fundraising Progress

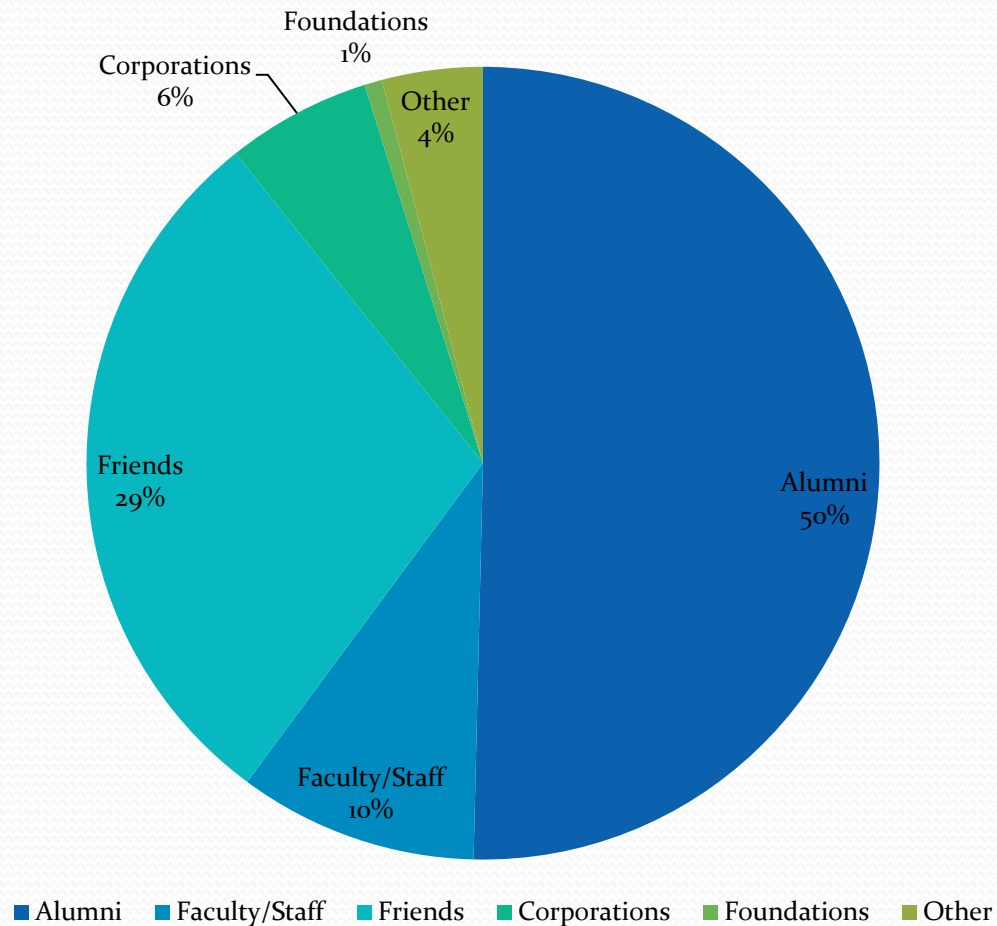
	FY05	FY06	FY07	FY08	FY09	FY10
\$'s Given	\$550,240	\$577,215	\$497,777	\$821,204	\$617,418	\$665,003
# of Donors	2,044	1,700	1,821	1,863	2,000	2,052
<i>Individuals</i>	<i>1,891</i>	<i>1,548</i>	<i>1,701</i>	<i>1,731</i>	<i>1,860</i>	<i>1,932</i>
<i>Organizations</i>	<i>153</i>	<i>152</i>	<i>120</i>	<i>132</i>	<i>140</i>	<i>120</i>

Donor Gifts By Purpose



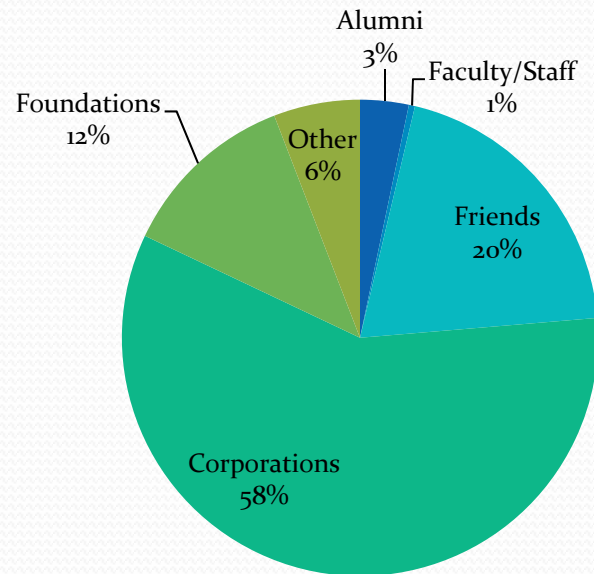
Source of Support – FY10

Number of Donors



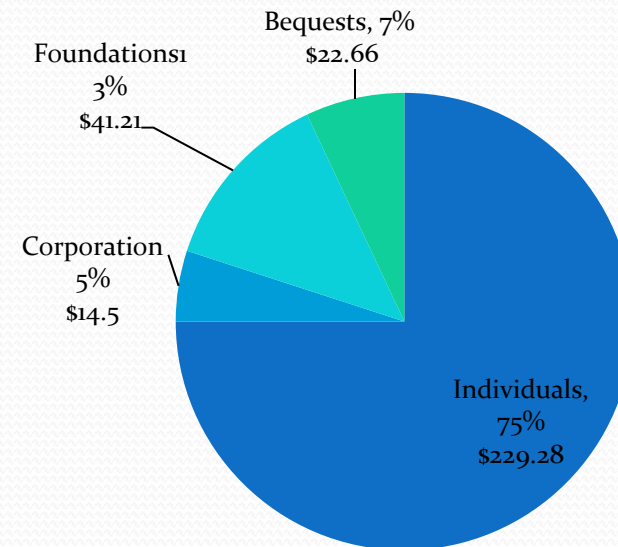
Source of Support Dollars Contributed

FY 10 University of Alaska



■ Alumni ■ Faculty/Staff ■ Friends
■ Corporations ■ Foundations ■ Other

2009 National Comparison



■ Individuals ■ Corporations ■ Foundations ■ Bequests

Source : Giving USA

Participation

	FY10 Donors	# Addressable Records
Individuals	4753	115,803
<i>Alumni</i>	2682	61,883
Organizations	571	6,595
TOTAL	5324	122,398

Alumni Participation Rates

University of Alaska	FY10	National Comparison	2008	2009
UAA	5.90%	Research/Doctoral	10.50%	9.40%
UAF	3.90%	Master's	5.50%	4.70%
UAS	1.30%	Baccalaureate	8.40%	7.60%
		Associates	1.80%	1.30%
		Total	6.55%	5.75%

Staffing Comparison

	FY10 Development Staff	Peers	FY10 Alumni Relations	Peers
UAA	10	13.5	1.5	3.5
UAF	8	24	2	6
UAS	0.8	4.25	0.75	1
UA System	1.5	160	0	8

- UAA Peers – Boise State University, Portland State University, Wichita State University, Western Washington University
- UAF Peers – Montana State, University of Montana, University of Idaho, University of Wyoming
- UAS Peers – Eastern Oregon University, Lewis-Clark State College, Montana State Northern
- UA System Peers – Indiana University, University of Minnesota, University of Hawaii

UA Results

Pick Click Give

	FY09	FY10	% Increase
Total Donors	163	199	22%
Dollars	\$7,500	\$11,831	58%

- 32% FY10 Donors were Anonymous
 - 17% FY 10 Donors were Faculty/Staff
 - 25% FY 10 Donors were First Time
-
- *Over 330 Alaska charities were eligible for PFD gifts.*
 - *Over \$550,000 was contributed to all Alaska charities through the Pick Click Give program.*

Support from Governing Boards Public Universities

	% of Board Contributors	Average Gift Amount	# Legacy Society Members
Research Doctoral	6.7%	\$29,130	
Master's	20%	\$26,431	
Baccalaureate	14.8%	\$10,302	
UA Regents FY10	91%	\$988	0
UA Foundation Trustees FY10	80%	\$5,541	7

Source: Council for Aid to Education