Total Project Cost	$ 2,200,000
Approval Level:	FLMC

FORMAL PROJECT APPROVAL REQUEST

TO: Pat Gamble
President

THROUGH: Kit Duke
AVP Facilities and Land Management

THROUGH: Brian Rogers (See Cover Sheet)
UAF Chancellor

THROUGH: Pat Pitney
Vice Chancellor for Administrative Services

THROUGH: Scott Bell 11/2/12
Associate Vice Chancellor of Facilities Services

THROUGH: Gary Johnston 10/26/12
Director of Design and Construction

FROM: Mary Pagel MKP 10/24/12
Project Manager

DATE: October 26, 2012

SUBJECT: Project Type: ~~NC~~ RENOVATION
Project Name: Bristol Bay Campus Applied Sciences
Project No.: 2012130 BBAS

cc: BBAS (101)

FORMAL PROJECT APPROVAL

Name of Project:	**Bristol Bay Campus Applied Sciences**
Project Type:	**Renovation**
Location of Project:	**UAF, Bristol Bay Campus, NAPA Building, Dillingham**
Project Number:	**2012130 BBAS**
Date of Request:	**October 26, 2012**

Total Project Cost:	**$ 2,200,000**	
Approval Required:	**FLMC**	
Prior Approvals:	**Preliminary Administrative Approval**	**May 17, 2012**

A Formal Project Approval (FPA) is required for all Capital Projects with a Total Project Cost in excess of $250,000.

FPA represents approval of the Project including the program justification and need, scope, the total project cost, and the funding and phasing plans for the project. Requests for formal project approval shall include a signed project agreement or facilities pre-design statement, the proposed cost and funding sources for the next phase of the project and for eventual completion of the project, and a variance report identifying any significant changes in scope, budget, schedule, deliverables or prescriptive criteria associated with a design-build project, funding plan, operating cost impact, or other cost considerations from the time the project received preliminary administrative approval. It also represents authorization to complete project development through the schematic design, targeting the approved scope and budget, unless otherwise designated by the approval authority.

Action Requested

"The Facilities and Land Management Committee approves the Formal Project Approval request for the University of Alaska Fairbanks Bristol Bay Campus Applied Sciences Project as presented in compliance with the approved campus master plan, and authorizes the university administration to proceed through Schematic Design not to exceed a total project cost of $2,200,000. This motion is effective December 6, 2012."

Project Abstract

Bristol Bay Campus (BBC) purchased the NAPA auto parts store in Dillingham in order to expand its Applied Science programs. The building is a 2-story wood-framed structure that had a retail auto parts store on the ground floor and, three residential apartments and a mechanical/electrical room on the second floor. The building is approximately 40 feet by 90 feet with a total floor area of 7,200 gross square feet.

UAF Facilities Management is planning to remodel the first floor of the NAPA building in order to accommodate the Bristol Bay Applied Science programs. The new program spaces scheduled for this remodel project include:

- Nursing Lab/Classroom
- Science Lab
- Sustainable Energy Lab with Library/Office
- Tele-Presence Conference Room
- Two Offices
- Storage Rooms
- Building Support (Lobby, Commons, Circulation, Restrooms and more)

Variances
None

Special Considerations
All but $200,000 of this project is funded by a $2 million Title III Grant. $1.7 million is currently available and an additional $300,000 will become available in October 2013. Construction scheduling accounts for this cash flow scenario.

Total Project Cost and Funding Sources

Title III Grant		$2,000,000
FY11 Capital Funds (CC Feasibility Study)	571326-50216	$65,000
DOE Federal Grant	515325-50216	$60,000
FY12 General Fund	103010-42018	$45,000
UA Foundation Grant	336825-42003	$24,750
Total Project Cost		**$2,200,000**

Annual Program and Facility Cost Projections
Due to the nature of the project being a renovation, annual program and facility cost will not increase.

Project Delivery Method
Project delivery method will be Design-Bid-Build.

Affirmation
This project complies with Regents' Policy and the Bristol Bay Campus Master Plan.

Supporting Documents
Preliminary Project Agreement

Approvals

The level of approval required for FPA shall be based upon the estimated TPC as follows:

- TPC > $4.0 million will require approval by the board based on the recommendations of the Facilities and Land Management Committee (FLMC).
- **TPC > $2.0 million but not more than $4.0 million will require approval by the FLMC.**
- TPC > $1.0 million but not more than $2.0 million will require approval by the Chair of the FLMC.
- TPC ≤ $1.0 million will require approval by the AVP of Facilities and Land Management.

PROJECT AGREEMENT

Name of Project:	**Bristol Bay Campus Applied Sciences**
Project Type:	**Renovation**
Location of Project:	**UAF, Bristol Bay Campus, NAPA Building, Dillingham**
Project Number:	**2012130 BBAS**
Date of Agreement:	**November 12, 2012**

INTRODUCTION

A Project Agreement (PA) is required for all Capital Projects with a Total Project Cost anticipated to exceed $2.5 million. For project under $2.5 million, a project agreement should be attached to the FPA or all of the components of the PA may be incorporated into the FPA.

The PA represents a formal agreement between the affected program department(s), the MAU's chief facilities administrator, the chief academic officer, the chief financial officer, the chancellor, and the chief facilities administrator documenting a common understanding of the programmatic need, project scope, and other matters related to the project.

BODY OF THE AGREEMENT

Basis for the Project

Bristol Bay Campus (BBC) purchased the NAPA auto parts store in Dillingham to expand their Applied Science programs. The building is a two-story wood-framed structure that has a retail auto parts store on the ground floor and three residential apartments, and a mechanical/electrical room on the second floor. The building is approximately 40 feet by 90 feet with a total floor area of 7,200 gross square feet.

UAF Facilities Management is planning to remodel the first floor of the NAPA building in order to accommodate the Bristol Bay Applied Science programs. The new program spaces scheduled for this remodel project include:

- Nursing Lab/Classroom
- Science Lab
- Sustainable Energy Lab with Library/Office
- Tele-Presence Conference Room
- Two Offices
- Storage Rooms
- Building Support (Lobby, Commons, Circulation, Restrooms and more)

Programmatic Need

This project supports the expansion of the Bristol Bay Campus Applied Sciences programs including Rural Allied Health and Nursing, the Environmental Studies, and Sustainable Energy programs. These programs currently operate with a limited number of students due to a lack of classroom space and a lack of clinical and research facilities.

Strategic Importance

The fulfillment of programmatic needs addressed by this project support the mission of the Bristol Bay Campus and the College of Rural and Community Development. The mission states: The Bristol Bay Campus, College of Rural and Community Development of the University of Alaska Fairbanks, seeks to provide educational opportunities through which Alaskans, particularly Alaska Natives and rural residents, are empowered to effect social and economic changes in their communities as well as to protect and enrich the quality of their lives and culture.

Impact Analysis

Project impact on students, faculty and constituents is positive. Current students and faculty will be provided with a higher quality facility to work and learn in. Expansion of teaching space will allow for an increase in student numbers. Bristol Bay Campus also has partnerships with the local hospital, the Bristol Bay Housing Authority, Bristol Bay Native Association and the Bristol Bay Economic Development Corporation. The Applied Sciences program provides training that supports these partnerships.

Program Enhancements

This project supports an increase in the quality and quantity of student and faculty experience in the Allied Sciences programs.

Needs Assessment

This project addresses Short-Term Priority Improvement One as listed in the 2012 Bristol Bay Campus Master Plan. The priority improvement includes the following; Acquire funding for the renovation of the NAPA Auto Parts building (the Allied Sciences Center): This facility will house Sustainable Energy, Environmental Science, and Allied Health/Nursing faculty and students.

Project Impact

All vacated space will be reallocated to existing programs. Parking for all campus faculty, staff and students is supported by the paved parking lot adjacent to the main campus building.

Project Site Considerations

The project site is located across the street from the main campus facility. Purchase and renovation of this building has been a long term goal.

Incremental Costs

This project is supported by grants obtained by the Bristol Bay Campus faculty and the College of Rural and Community Development.

Proposed Funding Plan

Funding Title	Fund Account	Amount
Title III Grant		$2,000,000
FY11 SW Capital Appropriation	571326-50216	$65,000
DOE Federal Grant	515325-50216	$60,000
FY12 General Fund	103010-42018	$45,000
UA Foundation Grant	336825-42003	$24,750
Total Project Cost		**$2,200,000**

Project Schedule

DESIGN	
Conceptual Design	September 2012
Formal Project Approval	October 2012
Schematic Design	October 2012
Schematic Design Approval Requested	December 2012
Construction Documents	December 2012
BID & AWARD	
Advertise and Bid	January 2013
Construction Contract Award	February 2013
CONSTRUCTION	
Start of Construction	April 2013
Construction Complete	December 2013
Date of Beneficial Occupancy	December 2013
Warranty Period	1 year

Supporting Documents

One-page Budget

Drawings

Agreement

In witness whereof, the parties attest that they have made and executed this Agreement to be effective the date and year first above written.

This project as described above meets the requirements of the Bristol Bay Campus:

_____

Deborah McLean, Director for Bristol Bay Campus

This project scope of work, cost, and schedule as described above is appropriate:

_____

Scott Bell, UAF Associate Vice Chancellor for Facilities Services

This project plan and funding as described above is appropriate:

_____

Pat Pitney, Vice Chancellor for Administrative Services

This project as described above meets the strategic goals of the Bristol Bay Campus;

_____

Brian Rogers, Chancellor

This project as described above is consistent with executive and Board planning protocols:

_____

Kit Duke, AVPF&LM

UNIVERSITY OF ALASKA

Project Name:	Bristol Bay Campus Applied Science		
MAU:	UAF		
Building:	Napa Building	Date:	October 26, 2012
Campus:	Bristol Bay Campus	Prepared By:	Pagel
Project #:	2012130 BBAS	Account No.:	515227 50216
Total GSF Affected by Project:		3702	

PROJECT BUDGET	FPA Budget
A. Professional Services	
Advance Planning, Program Development	$0
Consultant: Design Services	$130,303
Consultant: Construction Phase Services	$17,318
Consul: Extra Services (List:_Fuel tank, sprinkler and more)	$43,941
Site Survey	$0
Soils Testing & Engineering	$0
Special Inspections	$5,000
Plan Review Fees / Permits	$10,000
Other	$0
Professional Services Subtotal	**$206,562**
B. Construction	
General Construction Contract (s)	$1,565,000
Other Contractors (List:_____)	$10,000
Construction Contingency	$144,900
Construction Subtotal	**$1,719,900**
Construction Cost per GSF	***$464.59***
C. Building Completion Activity	
Equipment	$0
Fixtures	$0
Furnishings	$0
Signage not in construction contract	$0
Move-Out Cost/Temp. Reloc. Costs	$0
Move-In Costs	$0
Art	$0
Other (List:_____)	$0
OIT Support	$0
Maintenance/Operation Support	$10,000
Building Completion Activity Subtotal	**$10,000**
D. Owner Activities & Administrative Cost	
Project Planning and Staff Support	$86,738
Project Management	$149,308
Expenses: Advertising, Printing, Furnishings	$25,000
Owner Activities & Administrative Cost Subtotal	**$261,046**
E. Total Project Cost	**$2,197,508**
Total Project Cost per GSF	***$593.60***
F. Total Appropriation(s)	**$2,200,000**

UNIVERSITY OF ALASKA FAIRBANKS
BRISTOL BAY CAMPUS
APPLIED SCIENCE
DILLINGHAM, ALASKA

PROJECT NO. 2012130 BBAS

95% DESIGN SUBMITTAL

SHEET NO.

G101

STATE OF ALASKA 49th Scott E. Brodt No. 9194 REGISTERED PROFESSIONAL ENGINEER

McCOOL CARLSON GREEN
ARCHITECTURE · INTERIOR DESIGN · PLANNING
421 W 1st Ave. Suite 300 ANCH., AK 99501 (907) 563-8474

JOB NO. 2012011	REVIEWED BY:
PROJ. MGR.: SEB	
DRAWN BY: WZ, DP	
DATE: 09-27-2012	Michael P. Carlson
REVISIONS:	

D STREET PHOTO

VICINITY MAP

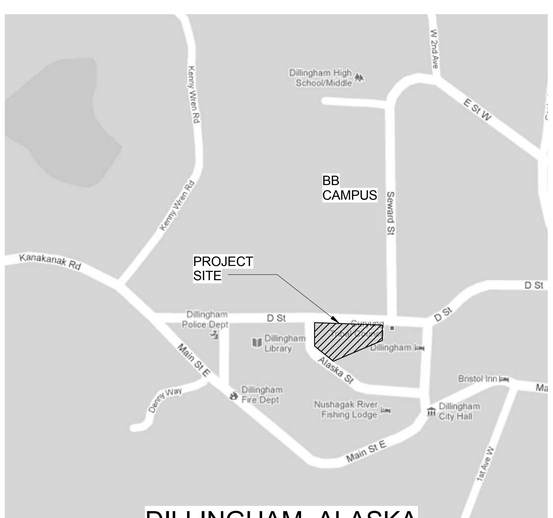

DILLINGHAM, ALASKA

STANDARD ABBREVIATIONS

A	ACRYLIC COATING
AB	ANCHOR BOLT
ACOUST	ACOUSTICAL
ADD	ADDITIVE
ADJ	ADJUSTABLE
AFF	ABOVE FINISH FLOOR
AK	ALASKA
ALT	ALTERNATE
AL/ALUM	ALUMINUM
APPROX	APPROXIMATE
APT	APARTMENT
ARCH	ARCHITECTURAL
AWW	ACRYLIC WALL COATING
AT	ACOUSTIC TILE
AWC	ALUMINUM WINDOW WALL
B	BATH
BD	BOARD
BDRM	BEDROOM
BLD/BLDG	BUILDING
BM	BEAM
BOD	BOTTOM OF DECK
BOT	BOTTOM
BSMT	BASEMENT
BTWN	BETWEEN
CAB	CABINET
CAR	CARPET
CB	COVE BASE
CIP	CAST IN PLACE
CJ	CONTROL JOINT
CLG	CEILING
CLO	CLOSET
CLR	CLEAR
COL	COLUMN
CONF	CONFERENCE
CMP	CORRUGATED METAL PIPE
CMU	CONCRETE MASONRY UNITS
CONC	CONCRETE
CONST	CONSTRUCTION
CONT	CONTINUOUS
CONTR	CONTRACTOR
COORD	COORDINATE
CORR	CORRIDOR
CUH	CABINET UNIT HEATER
CT	CERAMIC TILE
℄	CENTERLINE
CTSK	COUNTERSUNK
D	DEEP
DBL	DOUBLE
DF	DRINKING FOUNTAIN
DIA/□	DIAMETER
DIM	DIMENSION
DISP	DISPENSER
DN	DOWN
DOT/PF	ALASKA DEPARTMENT OF TRANSPORTATION/PUBLIC FACILITIES
DTL	DETAIL
DW	DISHWASHER
DWG	DRAWING
DWR	DRAWER
(E)	EXISTING
EA	EACH
E/A	EXHAUST AIR
ELEC	ELECTRICAL
EL/ELEV	ELEVATION
ELEV	ELEVATOR
ENCL	ENCLOSURE
EPDM	ETHYLENE PROPYLENE DIENE MONOMER
EQ	EQUAL
ESC	ESCALATOR
EX/EXIST	EXISTING
EXP	EXPOSED STRUCTURE (NO CEILING)
EXT	EXTERIOR
EXWD	EXISTING WOOD CEILING
FAF	FLUID APPLIED SPORTS FLOORING
FD	FLOOR DRAIN
FDN	FOUNDATION
FE	FIRE EXTINGUISHER
FIN	FINISH
FIXT	FIXTURE
FF	FACTORY FINISH
FLASH	FLASHING
FLR	FLOOR
FOF	FACE OF FINISH
FOS	FACE OF STUD
FPW	FIRE RETARDANT TREATED PLYWOOD
FRP	FIBERGLASS REINFORCED PLASTIC
FRT	FIRE RETARDANT TREATED
FT	FOOT OR FEET
FTG	FOOTING
FURR	FURRING
GA	GAUGE
GALV	GALVANIZED
GFRC	GLASS FIBER REINFORCED CEMENT
GL	GLASS
GWB	GYPSUM WALLBOARD
GYP	GYPSUM
H	HIGH
HDPB	HIGH DENSITY PARTICLE BOARD
HDW	HARDWARE
HDWD	HARDWOOD
HORIZ	HORIZONTAL
HP	HORSEPOWER
HR	HOUR
HT	HEIGHT
ID	INSIDE DIAMETER
INCL	INCLUDING
INSUL	INSULATION / INSULATING
INT	INTERIOR
IRMA	INSULATED ROOF MEMBRANE ASSEMBLY
JAN	JANITOR
JT	JOINT
KIT	KITCHEN
L	LONG
LAM	LAMINATED
LAV	LAVATORY
LS	LAG SCREW
M	MEN
MATL	MATERIAL
MAX	MAXIMUM
MB	MARKER BOARD
MBR	MEMBER
MECH	MECHANICAL
MFP	METAL FACED PLYWOOD
MFR	MANUFACTURER
MFRD	MANUFACTURED
MIN	MINIMUM
MISC	MISCELLANEOUS
MO	MASONRY OPENING
MTL	METAL
MULL	MULLION
N	NONE / NOT APPLICABLE
NIC	NOT IN CONTRACT
NOM	NOMINAL
NTS	NOT TO SCALE
O/	OVER
O/A	OUTSIDE AIR
OC	ON CENTER
OD	OUTSIDE DIAMETER
O.F./C.I.	OWNER FURNISHED CONTRACTOR INSTALLED
OFD	OVER FLOW DRAIN
OFF	OFFICE
OH	OPPOSITE HAND / OVERHEAD
OPNG	OPENING
OPP	OPPOSITE HAND
P	PAINT
PC	PORCELAIN CERAMIC TILE
PERF	PERFORATED
P-LAM	PLASTIC LAMINATE
PLWD	PLYWOOD
PLY	PLYWOOD WAINSCOT
PP	PLASTIC PANEL WAINSCOT
PS	PROJECTION SCREEN
PT	PRESERVATIVE TREATED
PNL	PANEL
PR	PAIR
R	RADIUS / RISER
RAF	RAISED ACCESS FLOOR
R/A	RETURN AIR
RB	RUBBER BASE
RD	ROOF DRAIN
REF	REFERENCE / REFRIGERATOR
REINF	REINFORCED
REQ'D	REQUIRED
REV	REVISED/REVISION
RG	REFRIGERATOR
RF	ROOF
RM	ROOM
RO	ROUGH OPENING
RT	RUBBER TILE
RTT	RUBBER TIRE TILE
RUB	RUBBER ANTI-SLIP
S	SEALER
SB	SMOKE BARRIER
SAC	SUSPENDED ACOUSTICAL CEILING
S/A	SUPPLY AIR
SCHED	SCHEDULE
SEC	SECRETARY
SECT	SECTION
SF	SQUARE FOOT
SHT	SHEET
SHTG	SHEATHING
SHR	SHOWER
SIM	SIMILAR
SM	SURFACE MOUNT
SPECS	SPECIFICATIONS
SQ	SQUARE
SS	STAINLESS STEEL
STD	STANDARD
STL	STEEL
STRUCT	STRUCTURAL
ST STL	STAINLESS STEEL
SUSP	SUSPENDED
SV	SHEET VINYL
T	TOILET
TEL	TELEPHONE
T&G	TONGUE & GROOVE
TOB	TOP OF BEAM
TOD	TOP OF DECK
TOEB	TOP OF EXISTING BEAM
TOED	TOP OF EXISTING DECK
TOEJ	TOP OF EXISTING JOIST
TOEP	TOP OF EXISTING PARAPET
TOJ	TOP OF JOIST
TOP	TOP OF PARAPET
TP	TOILET PAPER
TR	TREADS
TS	TACK SURFACE
TYP	TYPICAL
UBC	UNIFORM BUILDING CODE
UL	UNDERWRITERS LABORATORY
UNO	UNLESS NOTED OTHERWISE
VT	VINYL TILE
VR	VAPOR RETARDER
VERT	VERTICAL
VEST	VESTIBULE
VST	STAIR TREAD
W	WIDE / WOMEN
W/	WITH
WC	WATER CLOSET
WD	WOOD
WFB	WOOD FIBER BOARD
WOM	WALK OFF ENTRY CARPET
WRGWB	WATER RESISTANT GYPSUM WALLBOARD
W/O	WITHOUT
WP	WATERPROOF
WWF	WELDED WIRE FABRIC

NOTE: Reference Schedules, Structural, Mechanical, Electrical for additional abbreviation legends.

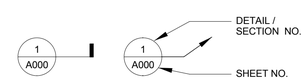

DETAIL SYMBOL

WALL SECTION SYMBOL

BUILDING SECTION SYMBOL

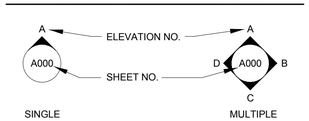

ELEVATION SYMBOLS

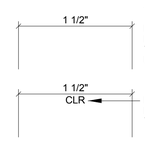

TYPICAL:
DIMENSIONS ARE FROM FACE OF STUD (FOS) TO FACE OF STUD (FOS) UNLESS OTHERWISE NOTED.

INDICATES "CLEAR" DIMENSION FROM FACE OF FINISH (FOF) TO FACE OF FINISH (FOF).

DIMENSIONING CONVENTIONS

NORTH ARROW

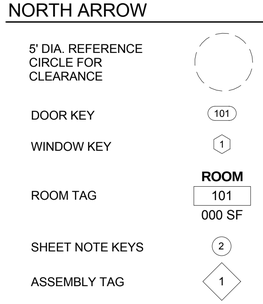

MISCELLANEOUS SYMBOLS

INDEX OF DRAWINGS

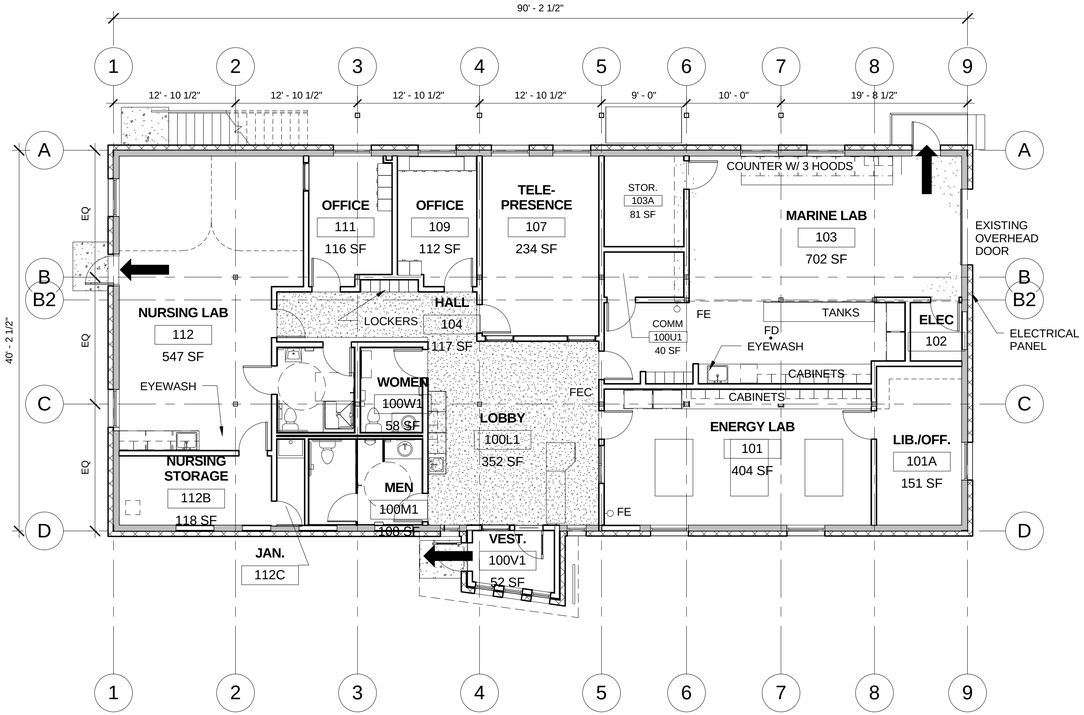

1 G201 REFERENCE CODE PLAN - LEVEL 1

1/8" = 1'-0"

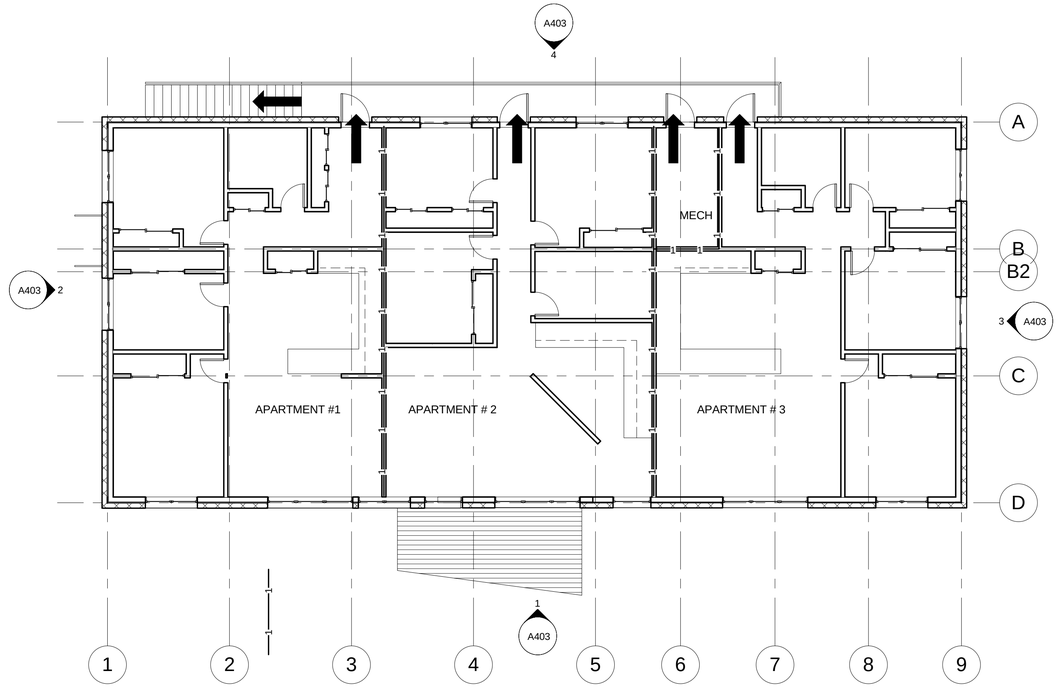

2 G201 REFERENCE CODE PLAN - LEVEL 2

1/8" = 1'-0"

CODE INFORMATION

2009 IBC

CONSTRUCTION TYPE: V-B - LEVEL 2:13R SPRINKLER SYSTEM

OCCUPANCY GROUPS: B - EDUCATIONAL AFTER 12TH GRADE*
R-2 - RESIDENTIAL

OCCUPANCY SEPARATIONS: B/R-2 1 HOUR CEILING/FLOOR
R-2 1 HOUR BETWEEN DWELLING UNITS (EXISTING)

* NO HAZARDOUS CHEMICALS IN LABS

OCCUPANT LOADS:
VOC/LABS 1732/50 = 35
TELEPRESENCE 275/14 = 19
OFFICE/LIBRARY 751/100 = 8
STORAGE 271/300 = 1
TOTAL OCCUPANT LOAD: 63

TABLE 1021.2: B OCCUPANCY > 49 OCCUPANTS REQUIRES 2 EXITS

PLUMBING FIXTURES PER 1997 UPC - TABLE 4 - 1:

SCHOOLS: COLLEGES AND UNIVERSITIES
WOMEN: 2 WC, 1 LAV
MEN: 1 WC, 1 URINAL, 1 LAV
1 DRINKING FOUNTAIN
1 JAN. SINK

FUEL TANK SEPARATION – 5' MIN.

LEGEND

- 1 - HOUR FIRE PARTITION WALLS TO UNDERSIDE OF FRAMING ABOVE
- ACCESSIBLE ROUTE, NON RATED CORRIDOR
- 4 / 115 SF — ROOM NUMBER / ROOM AREA
- EXIT DIRECTION
- EXIT ACCESS PATH
- FE — FIRE EXTINGUISER; WALL BRACKET MOUNT 2A - 10BC TO BE PROVIDED AND INSTALLED BY CONTRACTOR
- FEC — FIRE EXTINGUSHER IN RECESED CABINET TO BE PROVIDED AND INSTALLED BY CONTRACTOR

JOB NO. 2012011
PROJ. MGR. SEB
DRAWN BY: DP, WZ
DATE: 09-27-2012
REVISIONS:
REVIEWED BY: Michael P. Carlson

McCOOL CARLSON GREEN
ARCHITECTURE · INTERIOR DESIGN · PLANNING
421 W 1st Ave. Suite 300 ANCH., AK 99501 (907) 563-8474

95% DESIGN SUBMITTAL

BB CAMPUS APPLIED SCIENCE
UNIVERSITY OF ALASKA FAIRBANKS
DILLINGHAM, ALASKA

CODE REFERENCE PLAN

SHEET NO. G201

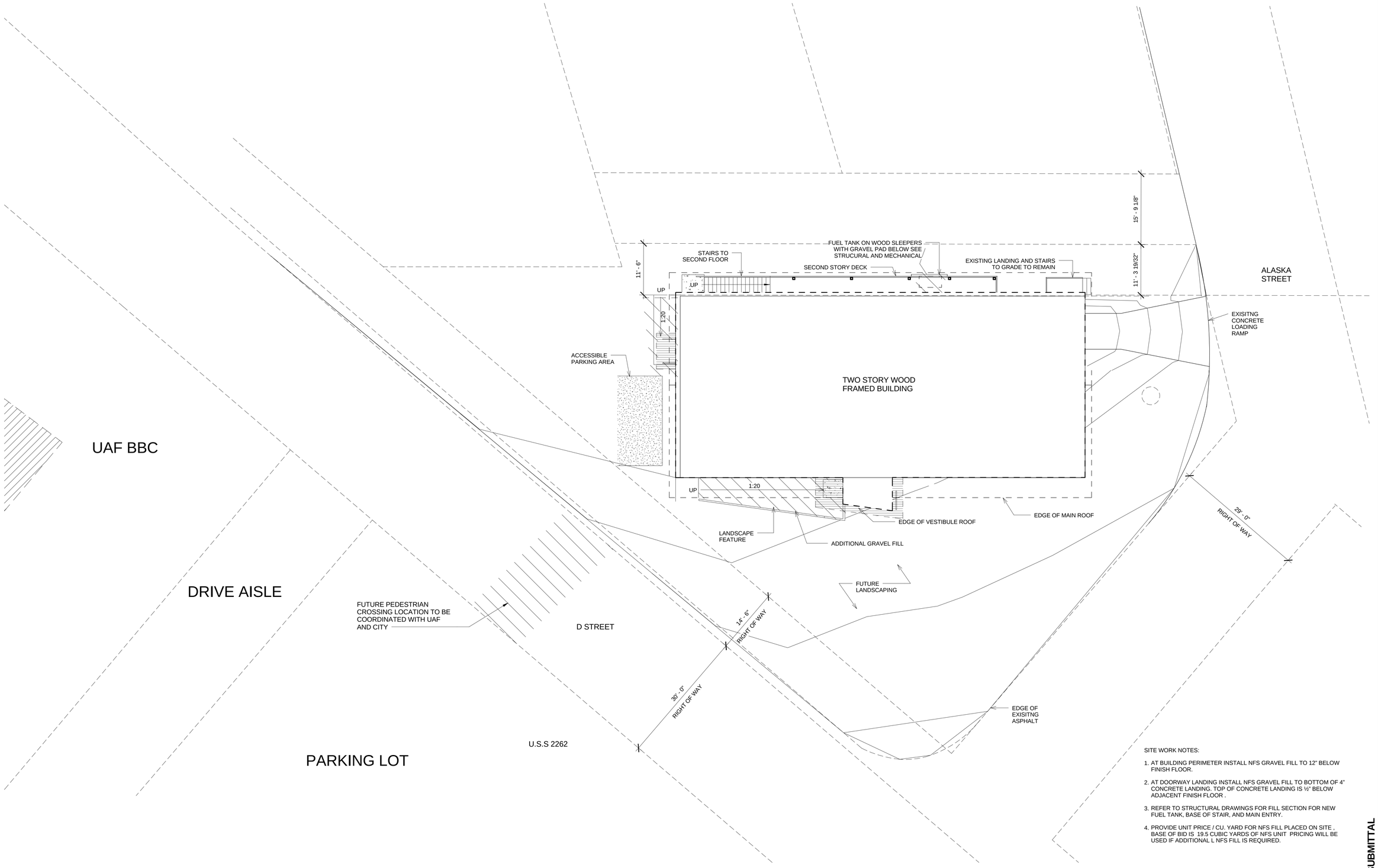

SITE WORK NOTES:

1. AT BUILDING PERIMETER INSTALL NFS GRAVEL FILL TO 12" BELOW FINISH FLOOR.
2. AT DOORWAY LANDING INSTALL NFS GRAVEL FILL TO BOTTOM OF 4" CONCRETE LANDING. TOP OF CONCRETE LANDING IS ½" BELOW ADJACENT FINISH FLOOR .
3. REFER TO STRUCTURAL DRAWINGS FOR FILL SECTION FOR NEW FUEL TANK, BASE OF STAIR, AND MAIN ENTRY.
4. PROVIDE UNIT PRICE / CU. YARD FOR NFS FILL PLACED ON SITE , BASE OF BID IS 19.5 CUBIC YARDS OF NFS UNIT PRICING WILL BE USED IF ADDITIONAL L NFS FILL IS REQUIRED.

1 / A101 ARCHITECTURAL SITE PLAN
1" = 10'-0"

JOB NO. 2012011
PROJ. MGR. SEB
DRAWN BY: WZ, DP
DATE: 09-27-2012
REVISIONS:
REVIEWED BY:
Michael P. Carlson

McCOOL CARLSON GREEN
ARCHITECTURE · INTERIOR DESIGN · PLANNING
421 W 1st Ave. Suite 300 ANCH., AK 99501 (907) 563-8474

BB CAMPUS APPLIED SCIENCE
UNIVERSITY OF ALASKA FAIRBANKS
DILLINGHAM, ALASKA

ARCHITECTURAL SITE PLAN

95% DESIGN SUBMITTAL

SHEET NO.
A101

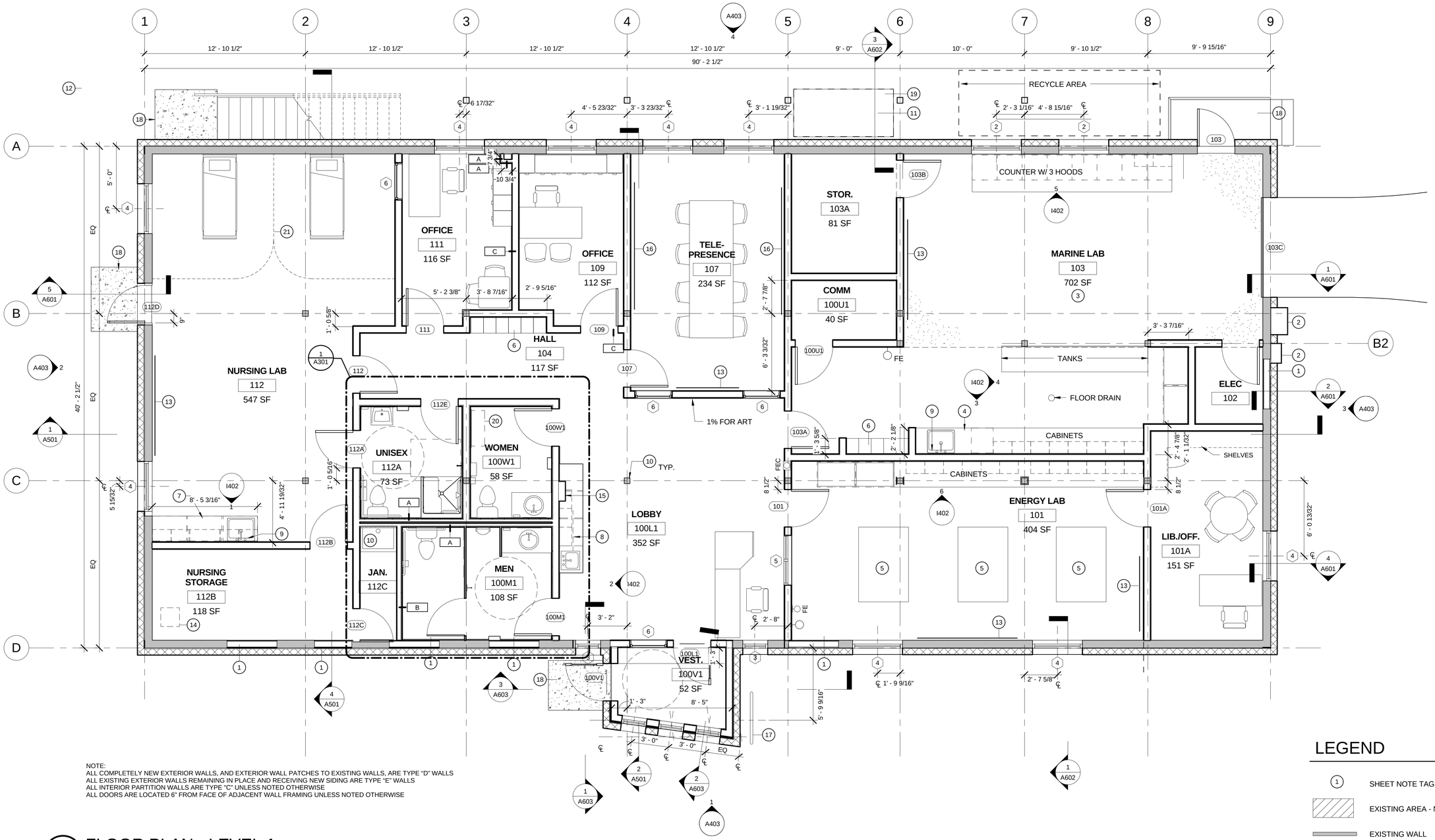

NOTE:
ALL COMPLETELY NEW EXTERIOR WALLS, AND EXTERIOR WALL PATCHES TO EXISTING WALLS, ARE TYPE "D" WALLS
ALL EXISTING EXTERIOR WALLS REMAINING IN PLACE AND RECEIVING NEW SIDING ARE TYPE "E" WALLS
ALL INTERIOR PARTITION WALLS ARE TYPE "C" UNLESS NOTED OTHERWISE
ALL DOORS ARE LOCATED 6" FROM FACE OF ADJACENT WALL FRAMING UNLESS NOTED OTHERWISE

1 FLOOR PLAN - LEVEL 1

A201 1/4" = 1'-0"

0' 2' 4' 8'
22X34 SHEET @ 1/4" = 1'-0"
11X17 SHEET @ 1/8" = 1'-0"

SHEET NOTES

1. INFILL (E) OPENING
2. (E) ELECTRICAL SERVICE TO REMAIN
3. (E) CONCRETE FLOOR TO REMAIN
4. EPOXY COUNTERS
5. WORK BENCH - MODULAR UNITS
6. CUBBIES - CASEWORK
7. NURSING SINK/CASEWORK
8. COMMONS SINK / CASEWORK W/ MICROWAVE SHELF
9. LAV MOUNTED EMERGENCY EYEWASH
10. JANITOR SINK
11. FUEL TANK
12. SLOPED GRAVEL FILL
13. MARKERBOARD
14. CRAWLSPACE ACCESS
15. WALL MOUNTED WATER STATION
16. WALL MOUNTED VIDEO SCREENS (PROVIDE BLOCKING)
17. BICYCLE RACK
18. 5' X 4' CONCRETE PAD
19. 5' X 6' CONCRETE PAD
20. BABY CHANGING STATION
21. NURSING PRIVACY CURTAIN

LEGEND

- SHEET NOTE TAG
- EXISTING AREA - NIC
- EXISTING WALL
- EXISTING DOOR
- NEW WALL
- NEW DOOR AND FRAME (30F)
- FIRE EXTINGUISHER; WALL BRACKET MOUNT 2A - 10BC TO BE PROVIDED AND INSTALLED BY CONTRACTOR (FE)
- WINDOW TYPE TAG
- WALL TYPE TAG
- (E) EXISTING

95% DESIGN SUBMITTAL

SHEET NO. A201

BB CAMPUS APPLIED SCIENCE
UNIVERSITY OF ALASKA FAIRBANKS
DILLINGHAM, ALASKA

REMODEL FLOOR PLAN - LEVEL 1

McCOOL CARLSON GREEN
ARCHITECTURE · INTERIOR DESIGN · PLANNING
421 W 1st Ave. Suite 300 ANCH., AK 99501 (907) 563-8474

JOB NO. 2012011
PROJ. MGR. SEB
DRAWN BY: WZ
DATE: 09-27-2012
REVISIONS:
REVIEWED BY: Michael P. Carlson

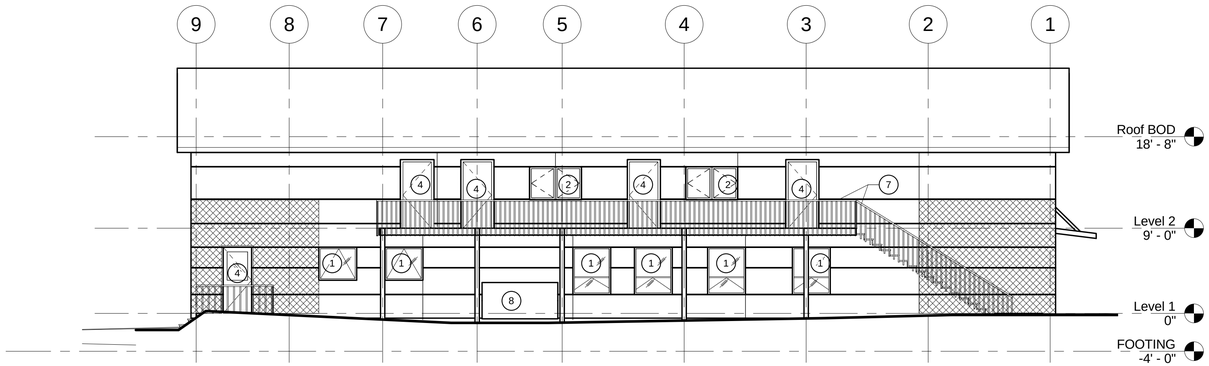

1 A401 BUILDING ELEVATON - WEST A

1/8" = 1'-0"

0' 2' 4' 8'

22X34 SHEET @ 1/8" = 1'-0"
11X17 SHEET @ 1/16" = 1'-0"

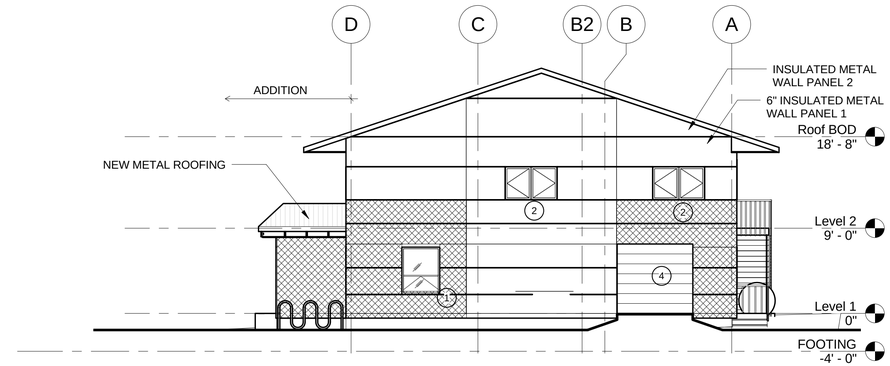

2 A401 BUILDING ELEVATON - SOUTH A

1/8" = 1'-0"

0' 2' 4' 8'

22X34 SHEET @ 1/8" = 1'-0"
11X17 SHEET @ 1/16" = 1'-0"

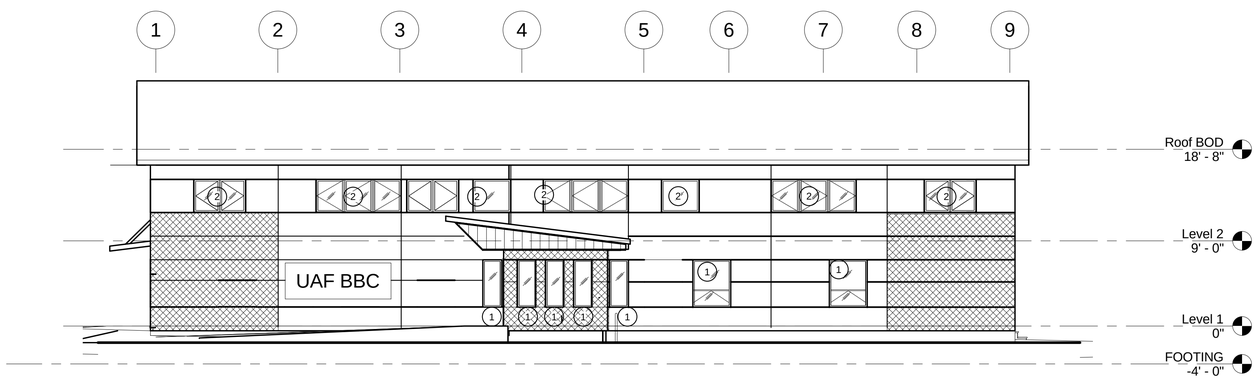

3 A401 BUILDING ELEVATON - EAST A

1/8" = 1'-0"

0' 2' 4' 8'

22X34 SHEET @ 1/8" = 1'-0"
11X17 SHEET @ 1/16" = 1'-0"

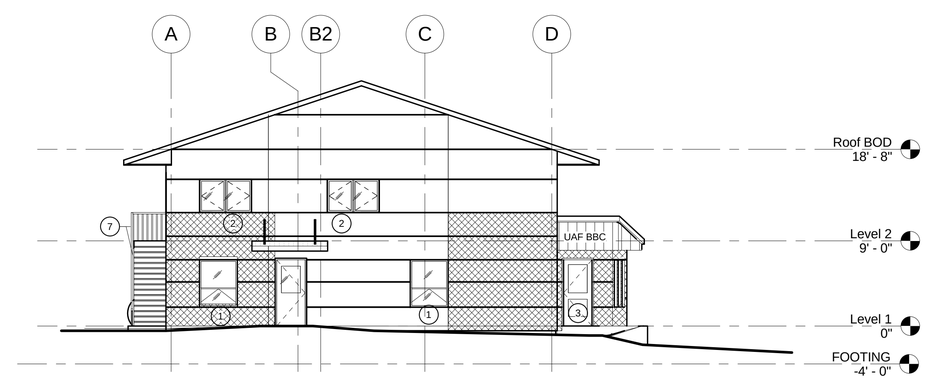

4 A401 BUILDING ELEVATON - NORTH A

1/8" = 1'-0"

0' 2' 4' 8'

22X34 SHEET @ 1/8" = 1'-0"
11X17 SHEET @ 1/16" = 1'-0"

GENERAL NOTES

1. DEMO EXISTING SIDING DOWN TO SHEATHING
2. NEW EXTERIOR WALL: WALL TYPE C
3. (E) METAL ROOF TO REMAIN

KEY NOTES

1. NEW WINDOW
2. EXISTING WINDOW TO REMAIN
3. NEW DOOR
4. EXISTING DOOR TO REMAIN
5. (E) METAL ROOF TO REMAIN
6. REMOVE AND REINSTALL (E) SERVICE PANELS
7. NEW STAIR DECK AND RAILINGS, REUSE EXISITING DECK AND TREADS. SEE STURCTURAL
8. NEW FUEL TANK

JOB NO. 2012011
PROJ. MGR. SEB
DRAWN BY: WZ, DP
DATE: 09-27-2012
REVISIONS:
REVIEWED BY: Michael P. Carlson

McCOOL CARLSON GREEN
ARCHITECTURE · INTERIOR DESIGN · PLANNING
421 W 1st Ave. Suite 300 ANCH., AK 99501 (907) 563-8474

95% DESIGN SUBMITTAL

SHEET NO. A401

BB CAMPUS APPLIED SCIENCE
UNIVERSITY OF ALASKA FAIRBANKS
DILLINGHAM, ALASKA

EXTERIOR ELEVATIONS

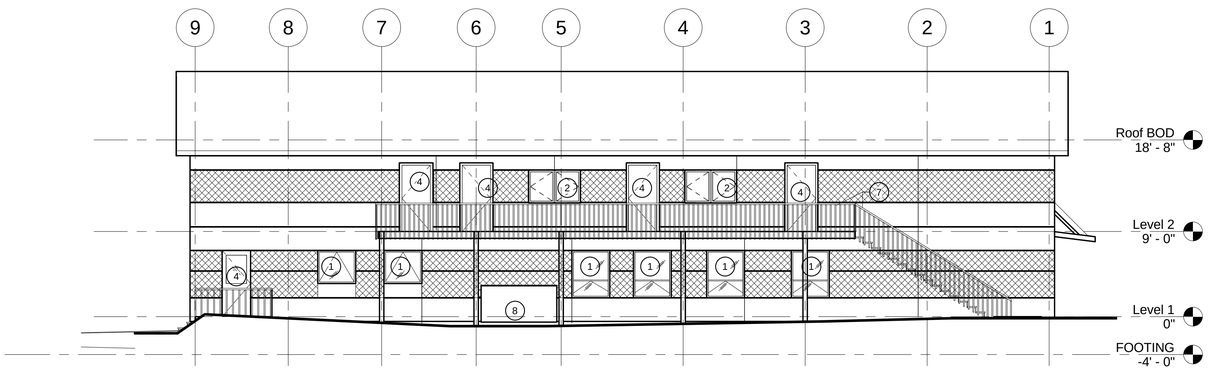

4 A402 BUILDING ELEVATON - WEST B
1/8" = 1'-0"

0' 2' 4' 8'
22X34 SHEET @ 1/8" = 1'-0"
11X17 SHEET @ 1/16" = 1'-0"

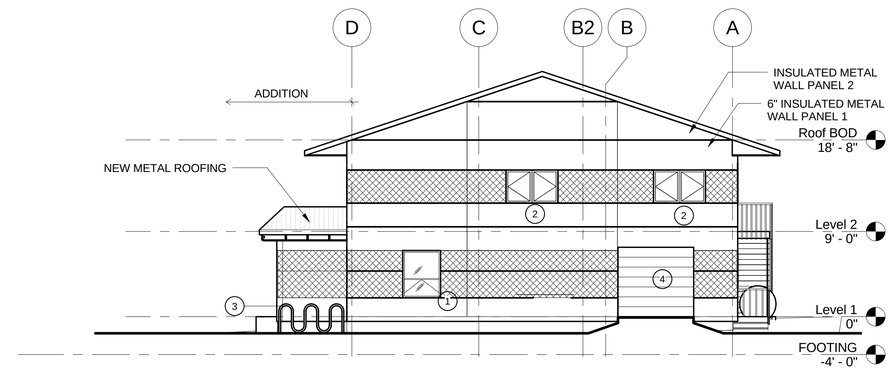

3 A402 BUILDING ELEVATON - SOUTH B
1/8" = 1'-0"

0' 2' 4' 8'
22X34 SHEET @ 1/8" = 1'-0"
11X17 SHEET @ 1/16" = 1'-0"

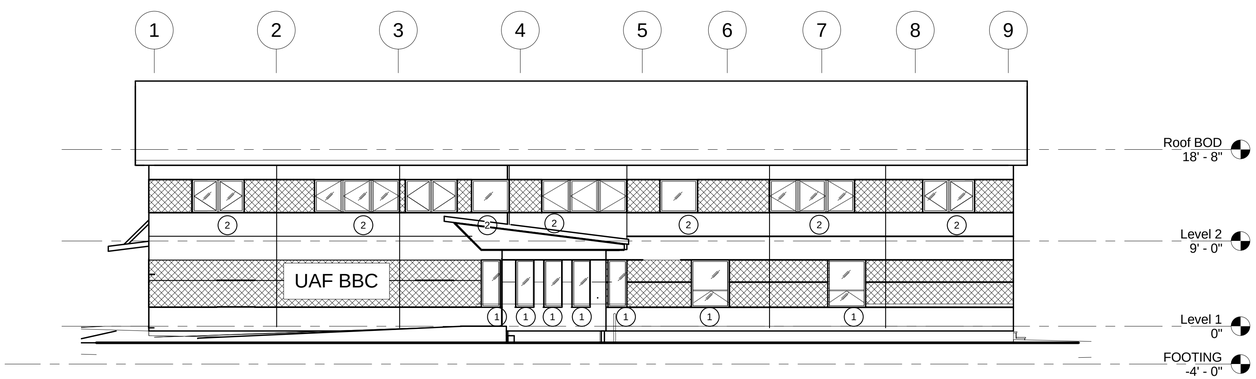

1 A402 BUILDING ELEVATON - EAST B
1/8" = 1'-0"

0' 2' 4' 8'
22X34 SHEET @ 1/8" = 1'-0"
11X17 SHEET @ 1/16" = 1'-0"

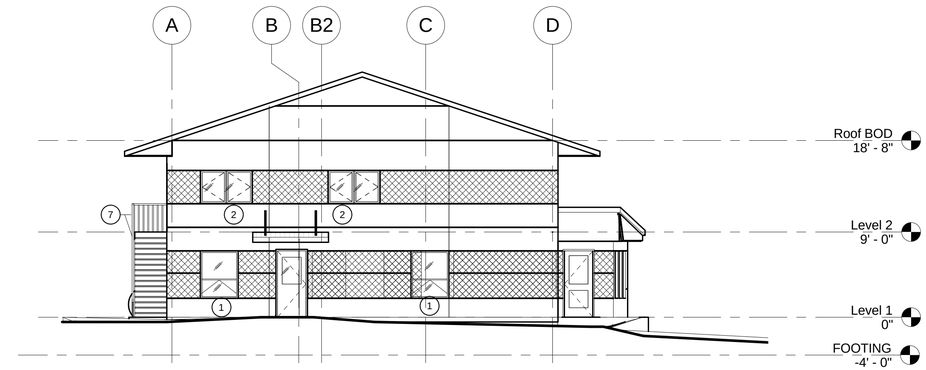

2 A402 BUILDING ELEVATON - NORTH B
1/8" = 1'-0"

0' 2' 4' 8'
22X34 SHEET @ 1/8" = 1'-0"
11X17 SHEET @ 1/16" = 1'-0"

KEY NOTES

1. NEW WINDOW
2. EXISTING WINDOW TO REMAIN
3. NEW DOOR
4. EXISTING DOOR TO REMAIN
5. (E) METAL ROOF TO REMAIN
6. REMOVE AND REINSTALL (E) SERVICE PANELS
7. NEW STAIR DECK AND RAILINGS, REUSE EXISITING DECK AND TREADS. SEE STURCTURAL
8. NEW FUEL TANK

GENERAL NOTES

1. DEMO EXISTING SIDING DOWN TO SHEATHING
2. NEW EXTERIOR WALL: WALL TYPE C
3. (E) METAL ROOF TO REMAIN

REVIEWED BY:
JOB NO. 201211
PROJ. MGR. SEB
DRAWN BY: WZ, DP
DATE: 09-27-2012
REVISIONS:
Michael P. Carlson

McCOOL CARLSON GREEN
ARCHITECTURE · INTERIOR DESIGN · PLANNING
421 W 1st Ave. Suite 300 ANCH., AK 99501 (907) 563-8474

BB CAMPUS APPLIED SCIENCE
UNIVERSITY OF ALASKA FAIRBANKS
DILLINGHAM, ALASKA

ELEVATIONS B

95% DESIGN SUBMITTAL

SHEET NO.
A402

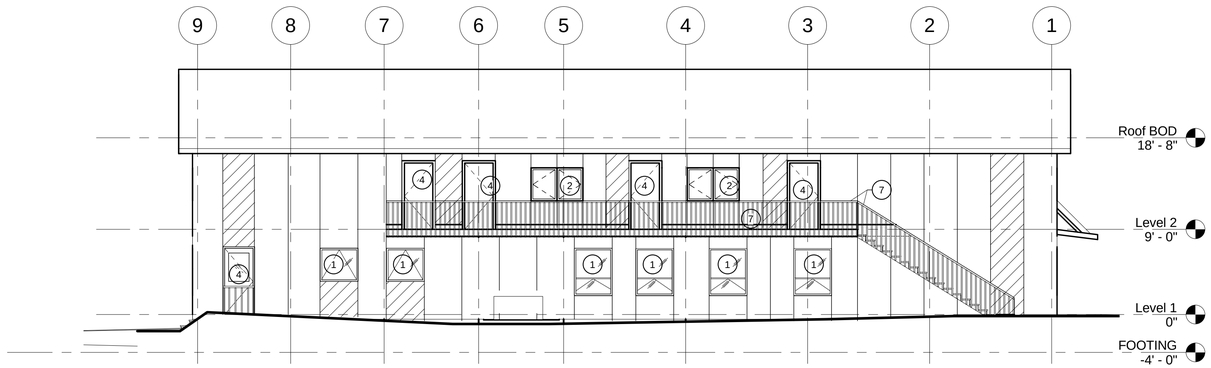

4 A403 BUILDING ELEVATON - WEST C
1/8" = 1'-0"

0' 2' 4' 8'
22X34 SHEET @ 1/8" = 1'-0"
11X17 SHEET @ 1/16" = 1'-0"

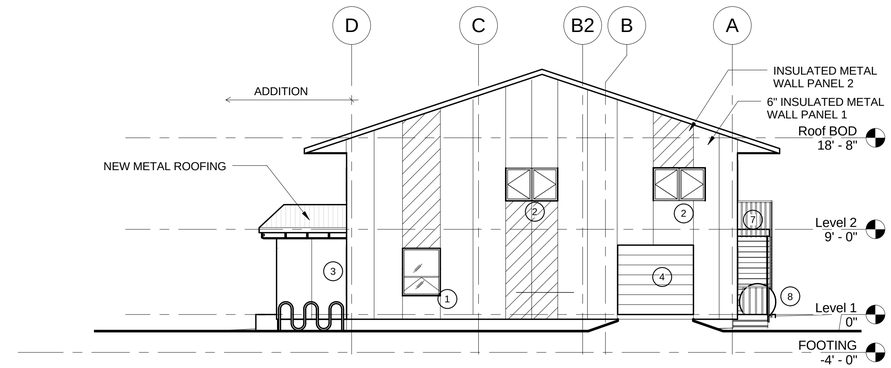

3 A403 BUILDING ELEVATON - SOUTH C
1/8" = 1'-0"

0' 2' 4' 8'
22X34 SHEET @ 1/8" = 1'-0"
11X17 SHEET @ 1/16" = 1'-0"

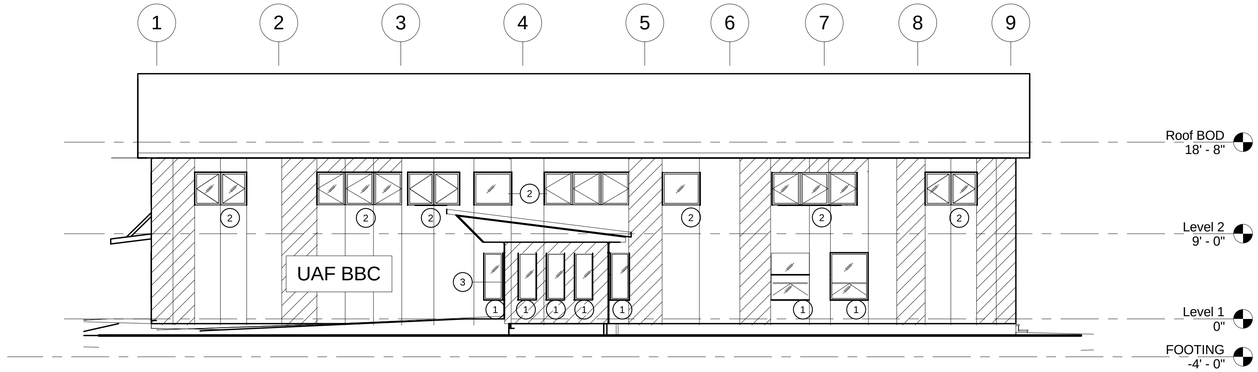

1 A403 BUILDING ELEVATON - EAST C
1/8" = 1'-0"

0' 2' 4' 8'
22X34 SHEET @ 1/8" = 1'-0"
11X17 SHEET @ 1/16" = 1'-0"

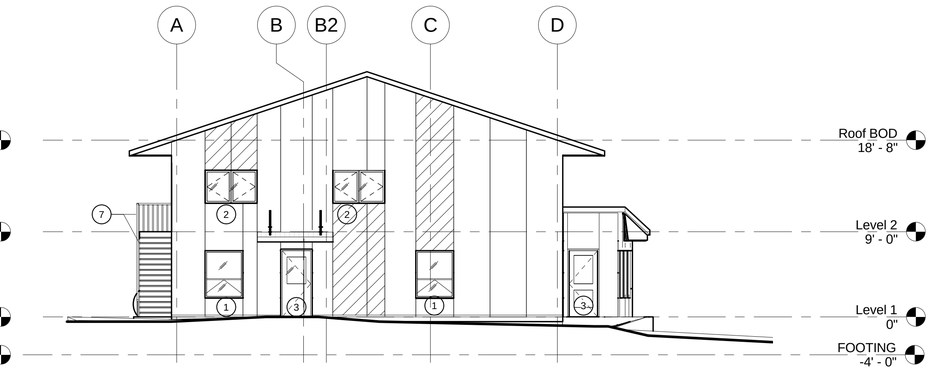

2 A403 BUILDING ELEVATON - NORTH C
1/8" = 1'-0"

0' 2' 4' 8'
22X34 SHEET @ 1/8" = 1'-0"
11X17 SHEET @ 1/16" = 1'-0"

KEY NOTES

1. NEW WINDOW
2. EXISTING WINDOW TO REMAIN
3. NEW DOOR
4. EXISTING DOOR TO REMAIN
5. (E) METAL ROOF TO REMAIN
6. REMOVE AND REINSTALL (E) SERVICE PANELS
7. NEW STAIR DECK AND RAILINGS, REUSE EXISITING DECK AND TREADS. SEE STURCTURAL
8. NEW FUEL TANK

GENERAL NOTES

1. DEMO EXISTING SIDING DOWN TO SHEATHING
2. NEW EXTERIOR WALL: WALL TYPE C
3. (E) METAL ROOF TO REMAIN

JOB NO. 2012011
PROJ. MGR. SEB
DRAWN BY: WZ, DP
DATE: 09-27-2012
REVISIONS:
REVIEWED BY: Michael P. Carlson

McCOOL CARLSON GREEN
ARCHITECTURE · INTERIOR DESIGN · PLANNING
421 W 1st Ave. Suite 300 ANCH., AK 99501 (907) 563-8474

BB CAMPUS APPLIED SCIENCE
UNIVERSITY OF ALASKA FAIRBANKS
DILLINGHAM, ALASKA

ELEVATIONS C

95% DESIGN SUBMITTAL

SHEET NO. **A403**

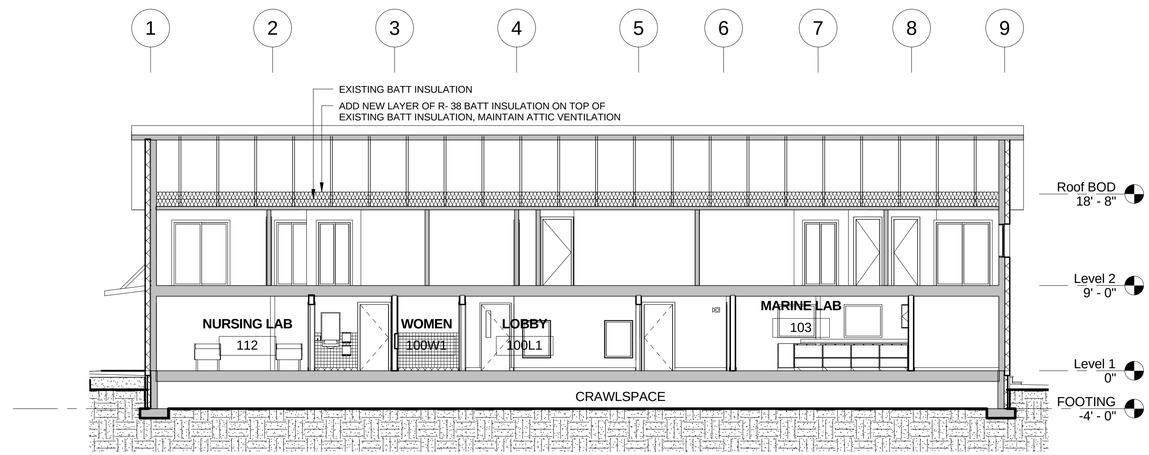

1 A501 LONGITUDINAL SECTION

1/8" = 1'-0"

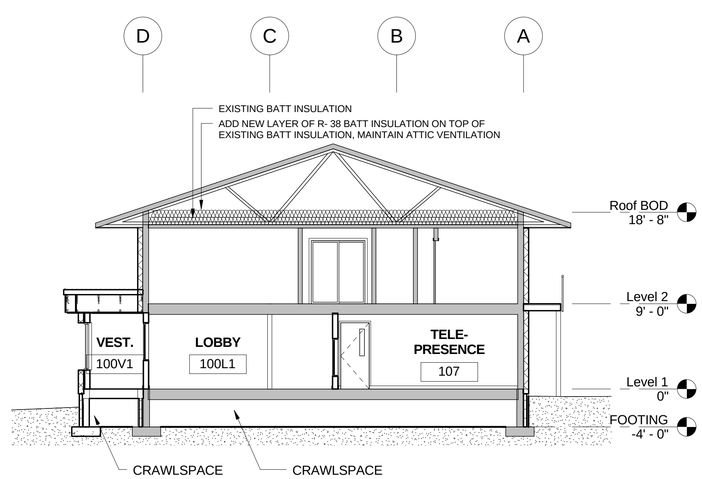

2 A501 CROSS SECTION 1

1/8" = 1'-0"

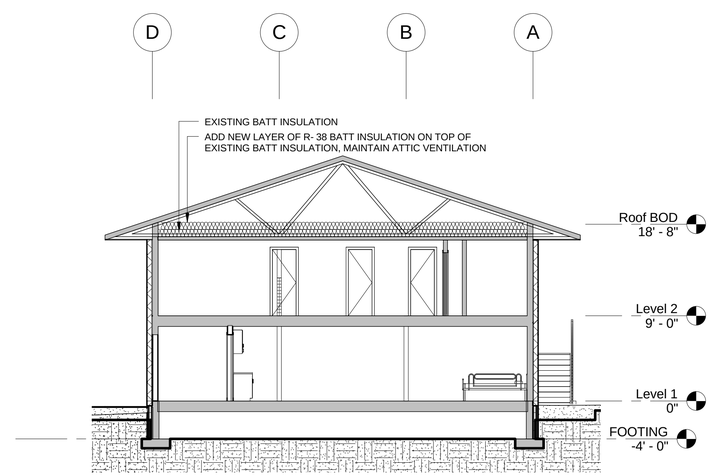

4 A501 CROSS SECTION 2

1/8" = 1'-0"

JOB NO. **2012011**
PROJ. MGR. **SEB**
DRAWN BY: **WZ, DP**
DATE: **09-27-2012**
REVISIONS:

REVIEWED BY:
Michael P. Carlson

McCOOL CARLSON GREEN
ARCHITECTURE · INTERIOR DESIGN · PLANNING
421 W 1st Ave. Suite 300 ANCH., AK 99501 (907) 563-8474

BB CAMPUS APPLIED SCIENCE
UNIVERSITY OF ALASKA FAIRBANKS
DILLINGHAM, ALASKA

BUILDING SECTIONS

95% DESIGN SUBMITTAL

SHEET NO.
A501