



UA Performance Metrics

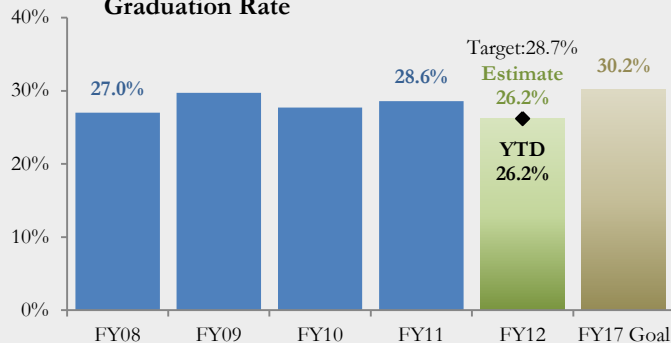
June 2012

UA performance historical trends, FY12 projections, and future year goals for each of the main system wide performance metrics are presented on the left below, in context of associated performance on key strategy metrics to the right. FY12 estimates are based on year-to-date activity (as of April 30, 2012) and derived using historical ratios, trends, and patterns. Initial findings include:

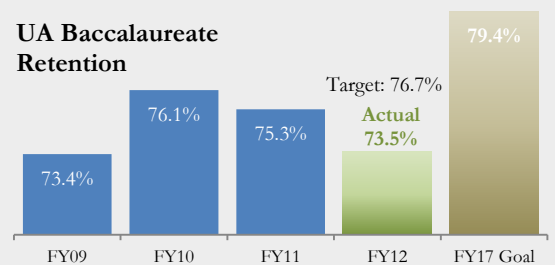
- Student Credit Hours are expected to exceed the target levels set by 1.6 percent, representing a 2.4 percent increase from FY11.
- The six-year graduation rate for baccalaureate degree-seeking first-time freshmen is estimated at 26.2 percent, a 2.5 percentage point below the target.
- UA received an estimated \$22.3 million in charitable gifts, which surpasses the target level set by \$8 million.
- High Demand Job Area program completions fall 2 percent below the target levels set for FY12.
- University Generated Revenue is also expected to fall short of its target by 1 percent.
- Research Expenditures are historically difficult to predict precisely at this time of the year; however, they are projected to decrease.

Student Success: First-Time, Full-Time Degree-seeking Freshmen

Six Year Baccalaureate Graduation Rate

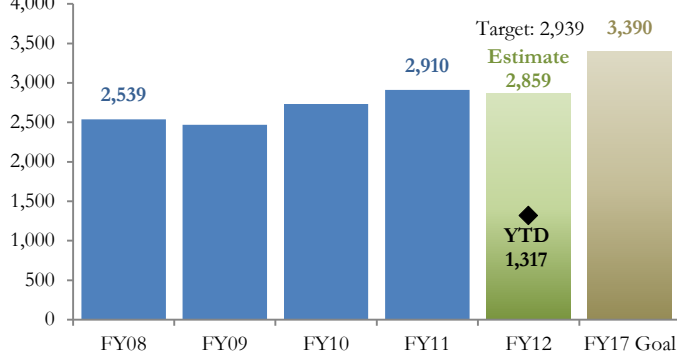


UA Baccalaureate Retention

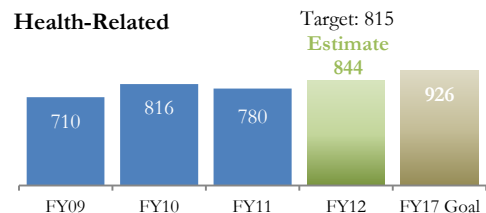


High Demand Job Area Completion

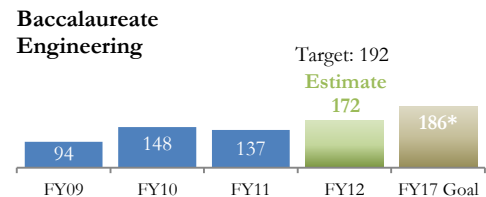
High Demand Job Area Awards



Health-Related



Baccalaureate Engineering



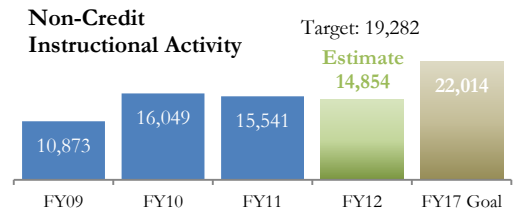
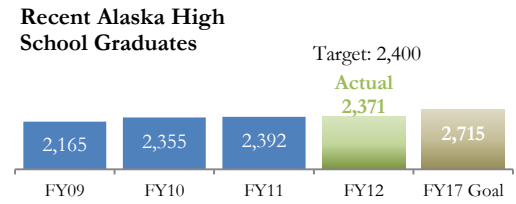
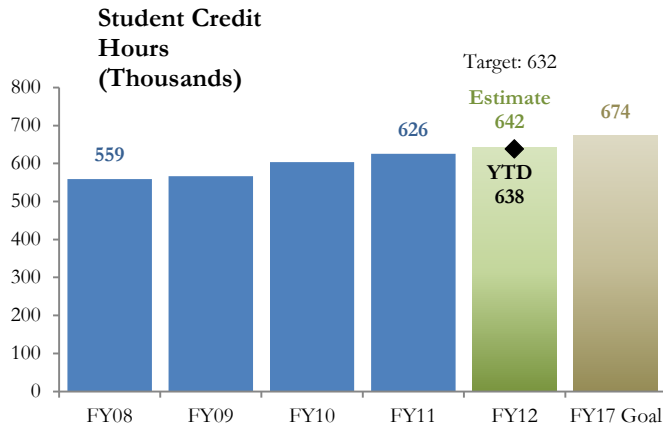
*Note: FY17 Goal has been updated and may differ from prior publication.



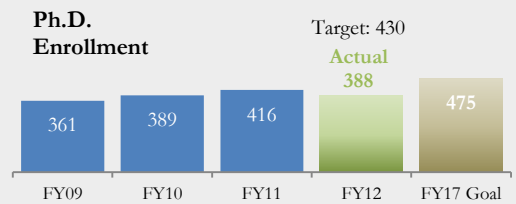
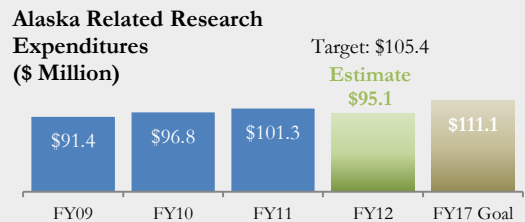
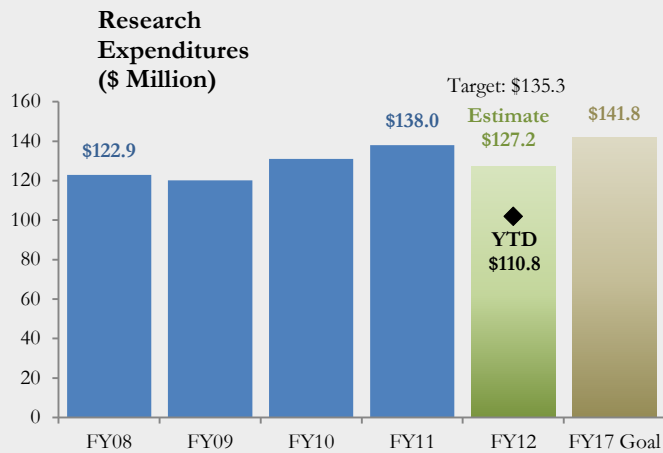
UA Performance Metrics

June 2012

Enrollment



Restricted Research Expenditures



University Generated Revenue

